



SIEMENS

Ingenuity for life

TPS3 09

Type 1 Surge Protective Device (SPD) Mounts External to Electrical Distribution Equipment or Internal to P1, P2 Lighting Panelboards, P3 Power Panelboards and Busway Systems

Features:

- UL 1449 4th Edition Listed Type 1, CSA 22.2 No. 269.1
- Type 1 SPD
- Mounts external to electrical distribution equipment
 - Weatherproof hub included
- Mounts internal to P1 panelboards & busway
 - P1 - Field retrofit or factory install
 - P2 and P3 - Factory install only**Consult factory for field retrofit**
- Large block, individually fused, thermally protected, 50 kA MOVs
- 20 kA I_n
- 200 kA SCCR (most models)
- Designed, manufactured and tested consistent with:
 - ANSI/IEEE C62.41.1-2002, C62.41.2-2002, C62.45-2002, C62.62-2010, C62.72-2016 & CSA C22.2 No. 269.1
 - 1992/2000 NEMA LS-1
 - NEC Article 285
 - IEC 61643, CE
- All UL required OCP & safety coordination included
 - Type 1 SPDs intended for Line or Load side of Main Disconnect
- 10 year warranty
- UL96A Lightning Protection Master Label compliant
- SPD Specifications
 - Surge Current Rating Per Phase

Per Phase	L-N	L-G	N-G
100 kA	50 kA	50 kA	50 kA
 - 100% monitoring (Every MOV is monitored, incl. N-G)
 - Individually fused and thermally protected MOVs
 - Solid state bi-directional operation
 - Repetitive impulse: 5,000 hits
 - <1 nanosecond response time
 - Relative humidity range: 0-95% non-condensing
 - Operating frequency: 47-63 Hz
 - Operating temperature: -40°C (-40°F) to +85°C (185°F)
- Standard Configuration
 - Standard NEMA 4X polycarbonate enclosure (UL 746C (f1), UL 94-5VA)
 - Wire size: Prewired with 3' (91.4 cm) of #10 AWG
 - Standard size: 8.3" x 3.6" x 3.0" (211 mm x 91 mm x 77 mm)
 - Standard weight: 3 lb. (1.4 kg)
- SPD Monitoring
 - LED indicators
 - Optional dry contact & audible alarm



Ordering Information

TPS3



Voltage Code

09



Surge Current (kA)

10 = 100 kA per phase



Options

- A = 120/240V, 1Ø, 3W (Fig 1)
- B = 120/240V, 3Ø, 4W (Fig 3)
- C = 120/208V, 3Ø, 4W (Fig 2)
- D = 240V, 3Ø, 3W (Fig 4)
- E = 277/480V, 3Ø, 4W (Fig 2)
- F = 480V, 3Ø, 3W (Fig 4)
- G = 600V, 3Ø, 3W (Fig 4)
- K = 380/220V, 3Ø, 4W (Fig 2)
- L = 600/347V, 3Ø, 4W (Fig 2)
- S = 400/230V, 3Ø, 4W (Fig 2)

- 0 = Default
- E = Extended indicator light

- 0 = Default
- I = Internal mounting in P1, P2 panels

- D = Dry contact & audible alarm
- 0 = No Dry contact & audible alarm

Example: TPS3C0910D00 = Type 1 SPD for a 208/120V panelboard with a surge current capacity of 100 kA per phase with standard NEMA 4X enclosure, dry contacts and audible alarm option.

Available for field retrofit in P1 panels

Available Accessories: Ordered Separately

- RMSIE = Remote monitor
- XMFMKIT = Flush mount plate
- TPS9IKITP1 = Mounting bracket for installation in P1 panels
- TPS9IKITP2 = Mounting bracket for installation in P2 panels (factory install only)

UL 1449 Fourth Edition - Test Data Voltage Protection Rating (VPR - 6 kV, 3 kA)

Voltage Code	Service Voltage	L-N	L-G	N-G	L-L	I _n	SCCR	MCOV
A	120/240V, 1Ø, 3W (Fig 1)	600	700	500	1000	20 kA	100 kA	150
B	120/240V, 3Ø, 4W (Fig 3)	600/1200	700 /1200	500	1000/1000	20 kA	200 kA	150/320
C	120/208V, 3Ø, 4W (Fig 2)	600	700	500	1000	20 kA	200 kA	150
D	240V, 3Ø, 3W (Fig 4)	—	1200	—	1200	20 kA	200 kA	320
E	277/480V, 3Ø, 4W (Fig 2)	1200	1200	1000	1800	20 kA	200 kA	320
F	480V, 3Ø, 3W (Fig 4)	—	1800	—	1800	20 kA	200 kA	552
G	600V, 3Ø, 3W (Fig 4)	—	2500	—	2500	20 kA	200 kA	690
K	380/220V, 3Ø, 4W (Fig 2)	1200	1200	1000	1800	20 kA	200 kA	320
L	600/347V, 3Ø, 4W (Fig 2)	1500	1500	1500	2500	20 kA	200 kA	420
S	400/230V, 3Ø, 4W (Fig 2)	1200	1200	1000	1800	20 kA	200 kA	320

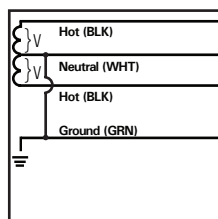


Figure 1

Split
2 Hots, 1 Neu, 1 Grnd

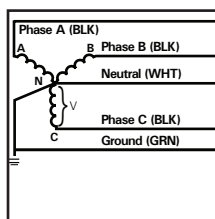


Figure 2

Wye
3 Hots, 1 Neu, 1 Grnd

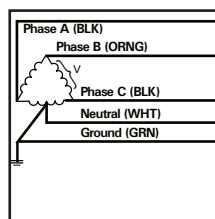


Figure 3

Hi-Leg Delta (B High)
3 Hots, (B High),
1 Neu, 1 Grnd

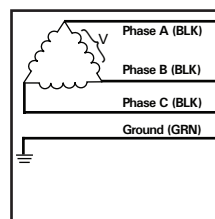


Figure 4

Delta & HRG Wye
3 Hots, 1 Grnd

Siemens Industry, Inc.

5400 Triangle Parkway
Norcross, GA 30092

888-333-3545
info.us@siemens.com

Order No. RPFL-S309C-1017

Printed in USA

All Rights Reserved.

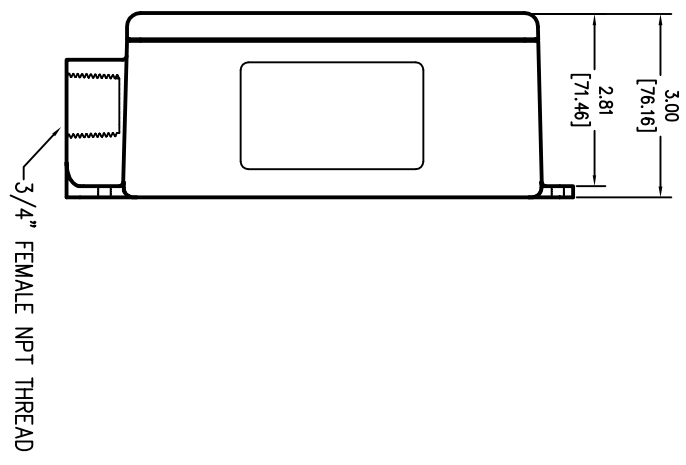
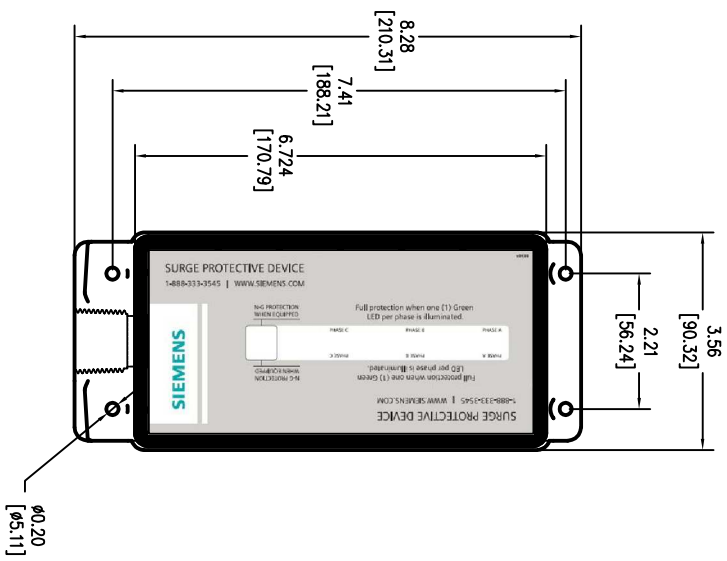
©2017 Siemens Industry, Inc.

The technical data presented in this document is based on an actual case or on as-designed parameters, and therefore should not be relied upon for any specific application and does not constitute a performance guarantee for any projects. Actual results are dependent on variable conditions. Accordingly, Siemens does not make representations, warranties, or assurances as to the accuracy, currency or completeness of the content contained herein. If requested, we will provide specific technical data or specifications with respect to any customer's particular applications. Our company is constantly involved in engineering and development. For that reason, we reserve the right to modify, at any time, the technology and product specifications contained herein.

Notes:

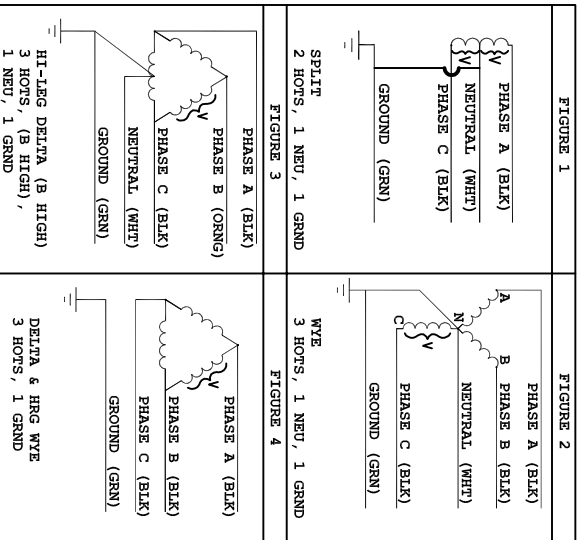
- ❶ Requires TPS9IKITP1 or TPS9IKITP2 mounting bracket accessory, see available Accessories. Prewired cables are extended from 3 feet to 6 feet.

**SURGE PROTECTIVE DEVICE (SPD)
WEIGHTS & DIMENSIONS
NEMA RATING: 4X NON METALLIC**



ENCLOSURE SPECS.
DESC: NON-METALLIC ENCLOSURE
DIM: 8.28"H x 3.56"W x 3.0"D
MAT: GRAY POLYCARBONATE (SVA & F)
FINISH: MATTE / CLEAR UD
NEMA RATING: 4X
DEVICE WEIGHT: 3.0LBS. (1.4KG.)


Rev	C.N.	Date
△	-	Denotes latest changes.
□	-	Critical dimension.
<p>Technical specifications are subject to change without notice. All dimensions are in inches unless otherwise specified. Dimensions are given in millimeters for reference only. All dimensions are to be used as shown unless otherwise specified.</p>		
DESIGNED BY	D. PROFFITT	07/09/14
CHECKED BY	MAS	07/09/14
APPROVED BY	MAS	07/09/14
<p>Confidential - Property of Siemens Industry, Inc. Building Technologies Division</p>		
<p>TPS3-09 SERIES 100K NEMA RATING: 4X</p>		
DWG NO.	43D-TPS3-09-M	REV. A
SCALE	NONE	SHEET 1 of 1



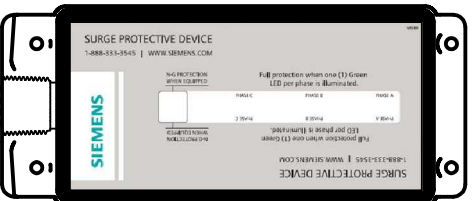
MODEL	VOLTAGGE CODE	SERVICE VOLTAGE	FIGURE
TPS3A09	A	240/120V 1Ø, 3W Plus Ground	1
TPS3B09	B	240/120V 3Ø, 4W Plus Ground High Leg Delta	3
TPS3C09	C	208Y/120V 3Ø, 4W Plus Ground	2
TPS3D09	D	240V 3Ø, 3W Plus Ground	4
TPS3E09	E	480Y/277V 3Ø, 4W Plus Ground	2
TPS3F09	F	480V 3Ø, 3W Plus Ground	4
TPS3G09	G	600V 3Ø, 3W Plus Ground	4
TPS3K09	K	380Y/220V 3Ø, 4W Plus Ground	2
TPS3L09	L	600Y/347V 3Ø, 4W Plus Ground	2
TPS3S09	S	400Y/230V 3Ø, 4W Plus Ground	2

CUSTOMER CONNECTIONS PER FIGURES AT LEFT

THREE POLE



TWO POLE



Rev	C.N.	Date
▲ - Denotes latest changes. □ - Critical dimension.		
H. ENGERS M.S. 4/7/20		
Confidential - Property of Siemens Industry, Inc. Building Technologies Division		
TPS3-09 SERIES ELECTRICAL		
DWM No. 43D-TPS3-09-E		Scale NONE
Sheet 1 of 1		Part B