


# Notification Appliances

## 'ACEND' Series – Speaker | Speaker- Strobes

Applications : Indoor, Wall-Only

### Architect & Engineer Specifications

- ❑ Sophisticated series of notification appliances that meets fire-industry codes and regulations for commercial-building applications
- ❑ Compatible with the Siemens Cerberus PRO and Desigo Fire Alarm Control Panels (FACPs); Siemens Power Supply; Siemens PAD-4 series of NAC extenders; ZAC-40, ZAM-180, VCI2001-U1, EBA2004-A1 and EL-410D Amplifiers
- ❑ Energy Efficient and Sustainable
- ❑ Siemens EcoTech Certification
- ❑ Straightforward installation coupled with compact, modern design
  - No visible mounting screws
  - Manual (index finger) slide-setting adjustor
- ❑ Six (6) field-selectable Candela settings: 15cd | 30cd | 75cd | 110cd | 135cd | 185cd
- ❑ Five field-selectable Wattage settings for multi-level speaker audio outputs
  - 1/8 to 2 Watts (5W 70V)
- ❑ Faceplates ship in distinctive types:
  - 'FIRE' | 'ALERT' | 'AGENT' | 'EMERGENCY' | 'HOUSE ON FIRE' Icon 
- ❑ UL1480 | UL1638 | UL1971 Listed
- ❑ ULC 5256 | ULC 541 Listed
- ❑ FCC Part 15

### Product Overview

Formed as the 'ACEND'-Series, Siemens is offering a new version of Speaker and Speaker-Strobes to its product line of sophisticated notification appliances.

The 'ACEND' Series notification appliances hold Siemens **EcoTech** Certification, an environmental self-declaration, based on sustainability evaluations.

These notification appliances use recycled materials and sustainable packaging, minimizing waste throughout their lifecycle and reducing environmental impact.

The speaker and speaker-strobes are UL/ULC listed as "Special Application 16 to 33VDC" when used in conjunction with other Siemens products.

The design incorporates a high efficiency speaker for maximum output at minimum power across a frequency range of 300-8000Hz.

All Speaker-Strobe models feature field-selectable Multi-Candela settings:

15cd | 30cd | 75cd | 110cd | 135cd | 185cd.

These speaker and speaker-strobe appliances support 25V and 70.7V audio inputs; five (5) field selectable wattage settings for high and low sound outputs.

The 'SC-SP-W'-series Speakers and 'SC-SS-W'-series Speaker-Strobes are designed for easy installation (pre-wired mounting plate) and retrofit applications. These notification appliances feature leading intelligibility, with crisp, clear voice messages; and tone signaling ideal for emergency communications, mass notification, voice evacuation and fire alarm.

The strobe portion of these appliances meets the 20-millisecond light-pulse-duration requirements of NFPA 72 (2022 edition). This feature allows existing Xenon and the new LED devices to be used in the same field-of-view.

The Strobes are available with 'AMBER', 'GREEN', 'BLUE' and 'RED' lens options. Color lens strobes are UL Listed under 1638 (Visual Signaling Appliances) for Private Mode Signaling. These lens strobe appliances also comply with the polar distribution requirements in the UL Standard 1971 for Indoor Fire Protection Service and with NFPA-72 for Mass Notification Systems.

These UL / ULC listed notification appliances are compatible with Siemens Cerberus PRO and Desigo fire alarm control panels and with Siemens current power supply. These appliances are also compatible with Siemens PAD-4 series NAC extenders; and with Siemens ZAC-40, ZAM-180, VCI2001-U1, EBA2004-A, EL-410D Amplifiers.

These notification appliances are specific to indoor, wall-mount applications.



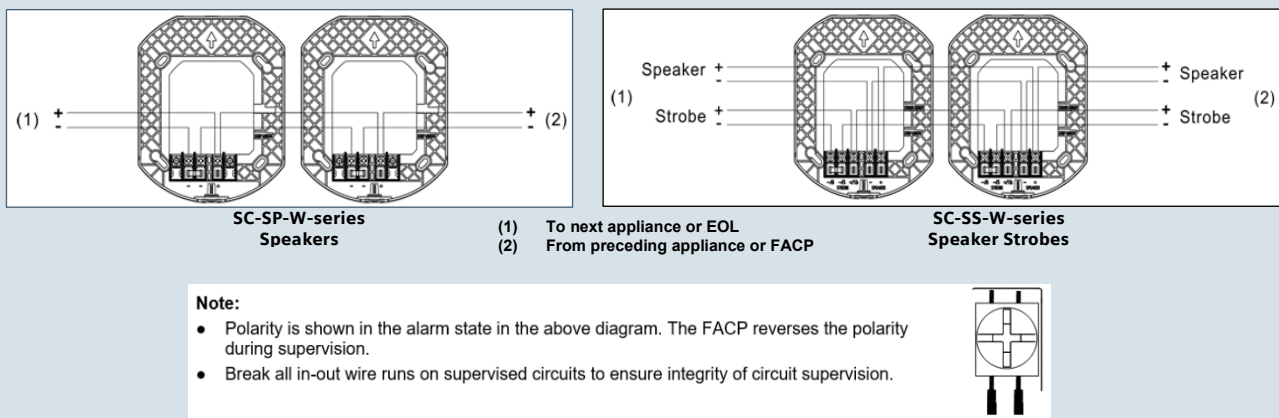
**Model SC-SP-WW-F**  
**Speaker**



**Model SC-SS-WR-F**  
**Speaker-Strobe**



## Wiring Diagrams



## Specifications

In terms of composition and functionality, the 'ACEND' series Speaker and Speaker-Strobes provide added value to the installer for these types of applications for operation:

- Compact | sleek | low-profile design
- Sustainable and Energy efficient
- Comprehensive feature list
- Convenient mounting options
- Easy-to-adjust selection-slider switch for Candela settings
  - No tools required for setting changes
  - Multi-level settings: 15cd | 30cd | 75cd | 110cd | 135cd | 185cd
- Wattage selector for multiple Wattage Settings
- Reduced current draw, via cutting-edge LED technology

The LED portions of the 'ACEND' series speaker-strobes meet the 20 millisecond light-pulse-duration requirements of the 2022 edition of NFPA 72. By meeting this latest requirement, existing Xenon as well as the new LED-technology devices can now be in the same field-of-view.

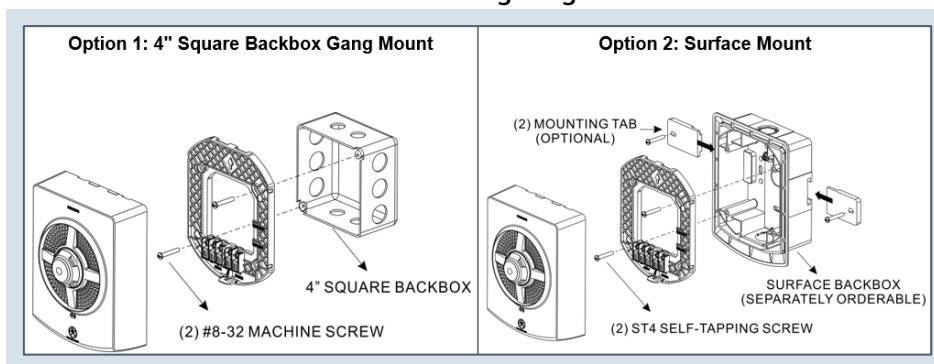
These high efficiency notification appliances have a vast frequency range of 300-8000Hz. Additionally, the 'ACEND'-series speaker and speaker-strobe appliances are designed for low current draw (16 – 33 VDC), dual-voltage (25/70 VRMS) capability; field-selectable taps from 1/8 to 2 Watts (5W 70V).

The low-profile design incorporates a pre-wired mounting plate for faster and easier installation. No tools are required for setting changes. Each model has a built-in level adjustment feature and a snap-on grille cover. All inputs employ IN / OUT wiring terminals for fast installation using #12 to #18 AWG wiring.

The 'ACEND' series Speakers and Speaker-Strobe appliances are UL / ULC listed for indoor use; and are compatible with Siemens PAD-4 series of NAC extenders and ZAC-40, ZAM-180, VCI2001-U1, EBA2004-A1, EL-410D Amplifiers.

Standard listings for the 'SC-SP-W'-series and 'SC-SS-W'- series notification appliances are as follows:  
UL1480, UL1638, UL1971 | ULC 526, ULC 541 | FCC Part 15.

## Mounting Diagrams



## Technical Data

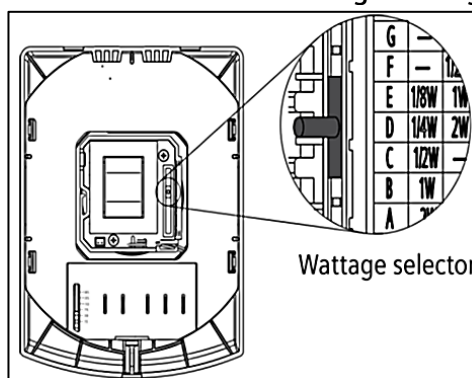
### Speaker Output Ratings (UL/ULC)

dBA (Watts) @ 10 feet						
Models	Voltage (Vrms)	1/8W	1/4W	1/2W	1W	2W
SC-SP-WR-F	25 / 70	75	79	82	84	88
SC-SP-WW-F	25 / 70	75	79	82	84	88
SC-SS-WR-F	25 / 70	75	79	82	84	88
SC-SS-WW-F	25 / 70	75	79	82	84	88

### Strobe | Output Current Draw

Current Draw (mA) @ Voltage Range 16.0 – 33.0 VDC						
Models	Candela Settings					
	15cd	30cd	75cd	110cd	135cd	185cd
SC-SS-WR-F	24	27	39	68	93	143
SC-SS-WW-F	24	27	39	68	93	143

### Wattage Settings



Position	Speaker Voltage	
	25Vrms	70Vrms
H	-	1/8W
G	-	1/4W
F	-	1/2W
E	1/8W	1W
D	1/4W	2W
C	1/2W	-
B	1W	-
A	2W	-

#### GENERAL NOTES:

1. Strobes are designed to flash at 1-flash-per-second minimum over their "Regulated Voltage Range."
2. NFPA-72 specifies a flash rate of 1-to-2 flashes-per-second.
3. All Candela ratings represent minimum effective Strobe intensity based on UL 1971.

## Technical Data

### General Properties

'ACEND' Series Speaker / Speaker-Strobes	
OPERATING TEMPERATURE:	- 32°F (0°C) to 122°F (50°C) - for indoor applications only
RELATIVE HUMIDITY:	95% Max.
OPERATING VOLTAGE RANGES:	- 25 / 70 VRMS - field-selectable power taps: 1/8 Watt to 2 Watts
STROBE OUTPUT RATING:	- Field-selectable Candela outputs: 15cd   30cd   75cd   110cd   135cd   185cd
STROBE FLASH RATE:	1-2 Hz
FREQUENCY RANGE:	- 300 Hz to 8000 Hz.
STROBE SYNCHRONIZATION:	- Siemens PAD-4 series NAC extenders - Siemens Amplifiers: ZAC-40, ZAM-180, VCI2001-U1, EBA2004-A1, EL-410D
SPEAKER VOLTAGE: (STANDBY)	16VDC Max.
SPEAKER SOUND OUTPUT	Five (5) field selectable audio outputs [ Wattage setting (1/8W to 2W) ]

### Physical Properties

'ACEND' Series Speaker / Speaker-Strobes	
MATERIAL:	All appliances are made from environmentally friendly recyclable plastics.
WEIGHT:	Speakers: 846 gm Speaker-Strobes: 846 gm
LENS TYPE:	LED strobe situated in a rugged Lexan lens
DIMENSIONS:	<b>Speakers:</b> 6.8" (17.2 cm.) x 5.2" (13.2 cm.) x 2.0" (5.0 cm.) <b>Speaker-Strobes:</b> 6.8" (17.2 cm.) x 5.2" (13.2 cm.) x 2.5" (5.2 cm.)

### Mounting and Wiring Properties

'ACEND' Series Speaker / Speaker-Strobes	
INDOOR MOUNTING:	- Wall-mount applications - 4" (10.2 cm.) Square Backbox (Gang mount) or Surface Backbox (Surface mount)
WIRING TYPE:	#12 – #18, American Wire Gauge (AWG)





**Note:** Surface mount Backboxes are ordered separately.

Details for Ordering						
MODEL	PART NUMBER	APPLIANCE TYPE	MOUNTING TYPE	STROBE TYPE	FACEPLATE COLOR	FACEPLATE LETTERING
SC-SP-WR-F	S54361-F1-A1	Speaker	WALL	– None –	RED	FIRE
SC-SP-WW-F	S54361-F1-A2		WALL	– None –	WHITE	FIRE
SC-SS-WR-F	S54361-F3-A1	Speaker-Strobe	WALL	Clear	RED	FIRE
SC-SS-WW-F	S54361-F3-A2		WALL	Clear	WHITE	FIRE
SMB-SS-WR	S54370-F58-A1	Surface Mount Backbox	WALL	– None –	RED	– No Lettering –
SMB-SS-WW	S54370-F59-A1		WALL	– None –	WHITE	– No Lettering –

#### Related Hardware

Model	Part Number	Description	Image
SCVR-SS-WR-EMG	S54370-F39-A1	Red plastic cover for wall mounted speakers and speaker/strobes with "EMERGENCY" text	
SCVR-SS-WW-EMG	S54370-F40-A1	White plastic cover for wall mounted speakers and speaker/strobes with "EMERGENCY" text	
SCVR-SS-WR-ALR	S54370-F43-A1	Red plastic cover for wall mounted speakers and speaker/strobes with "ALERT" text	
SCVR-SS-WW-ALR	S54370-F44-A1	White plastic cover for wall mounted speakers and speaker/strobes with "ALERT" text	
SCVR-SS-WR-AGT	S54370-F47-A1	Red plastic cover for wall mounted speakers and speaker/strobes with "AGENT" text	
SCVR-SS-WW-AGT	S54370-F48-A1	White plastic cover for wall mounted speakers and speaker/strobes with "AGENT" text	
SCVR-SS-WR-HOF	S54370-F51-A1	Red plastic cover for wall mounted speakers and speaker/strobes with "HOUSE ON FIRE" logo	
SCVR-SS-WW-HOF	S54370-F52-A1	White plastic cover for wall mounted speakers and speaker/strobes with "HOUSE ON FIRE" logo	
SCVR-SS-WR-BNK	S54370-F54-A1	Red plastic cover for wall mounted speakers and speaker/strobes with no text	
SCVR-SS-WW-BNK	S54370-F55-A1	White plastic cover for wall mounted speakers and speaker/strobes with no text	

### Related Hardware (Continued)

Model	Part Number	Description	Image
STLENS-R	S54370-F17-A1	Red plastic translucent lens for fire alarm strobes	
STLENS-A	S54370-F17-A2	Amber plastic translucent lens for fire alarm strobes	
STLENS-B	S54370-F18-A1	Blue plastic translucent lens for fire alarm strobes	
STLENS-G	S54370-F18-A2	Green plastic translucent lens for fire alarm strobes	

**NOTICE** – The information contained in this data-sheet document is intended only as a summary and is subject to change without notice.  
The product(s) described here has/have a specific instruction sheet(s) that cover various technical, limitation and liability information.

Copies of install-type, instruction sheets – as well as the *General Product Warning and Limitations* document, which also contains important data, are provided with the product. All are available from the Manufacturer.

Data contained in the aforesaid type of documentation should be consulted with a fire-safety professional before specifying or using the product.

Any further questions or assistance concerning particular problems that might arise, relative to the proper functioning of the equipment, please contact the Manufacturer.

**SIEMENS**

**Siemens Industry, Inc.**  
Smart Infrastructure - Building Products  
2 Gatehall Drive • Parsippany, NJ 07054  
Tel: (973) 593-2600

October - 2024  
(NEW)