

The background image shows two men in a modern office setting. The man on the left is wearing a maroon and white striped polo shirt and is looking at a computer monitor. The man on the right is wearing a blue and white checkered button-down shirt and is also looking at a computer monitor. The office has large windows and other people working in the background. Overlaid on the image are various digital elements: a complex 3D wireframe structure in the upper center, a grid of data points on the right, and a large teal banner at the bottom containing the text.

Control Panel Engineering Made Easy


Working fast and efficiently with tools and data

Unrestricted © Siemens 2019

usa.siemens.com/controlpanels

The right tools and data for any job


SIEMENS
Ingenuity for life




Search for and
find products



Documents



Download
CAx-Data and
Documents



Apps for Android
and iOS



Data for
CAE- / CAD-
Systems



Support and
Technical
Assistance



Compile
individual
manuals



Engineering
software from
Siemens





Search for and find products

Select a topic



- ▶ **Siemens Industry Mall**
The direct way to Industry products
- ▶ **Configure products**
Select the right product with quick configurators
- ▶ **TIA Selection Tool**
Easy product and system configuration
- ▶ **Convert to Siemens products**
Use the conversion tool to switch to Siemens products
- ▶ **Tender specification texts**
Find appropriate tender specification texts for Siemens products

Siemens Industry Mall

Siemens Industry Mall

The direct way to our products

▶ Search and find products

What you need:

You want to find out more information on Siemens products

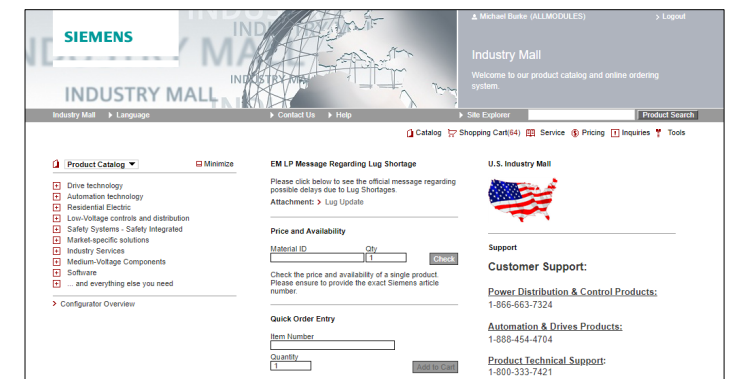
What we offer:

Siemens Industry Mall

- Information on over 135,000 Products and Systems
- Product data, images, certificates and dimensional drawings
- Configurators to select the right product for the application
- Tool to convert another manufacturer's part numbers over to Siemens part numbers

SIEMENS
Ingenuity for life

Siemens Industry Mall



Siemens Industry Mall

Navigation through the product tree



Search and find products

The screenshot displays the Siemens Industry Mall website. At the top, the Siemens logo is on the left, and user information (Michael Burke) and a login link are on the right. Below the header is a navigation bar with links for Industry Mall, Language, Contact Us, Help, Site Explorer, and Product Search. A secondary navigation bar includes links for Catalog, Shopping Cart (64), Service, Pricing, Inquiries, and Tools. The main content area is divided into three columns. The left column features a 'Product Catalog' dropdown menu with a list of product categories: Drive technology, Automation technology, Residential Electric, Low-Voltage controls and distribution, Safety Systems - Safety Integrated, Market-specific solutions, Industry Services, Medium-Voltage Components, Software, and an option for '... and everything else you need'. Below this is a 'Configurator Overview' link. The middle column contains an 'EM LP Message Regarding Lug Shortage' section with a link to 'Lug Update', a 'Price and Availability' section with input fields for 'Material ID' and 'Qty' (set to 1) and a 'Check' button, and a 'Quick Order Entry' section with input fields for 'Item Number' and 'Quantity' (set to 1) and an 'Add to Cart' button. The right column features a 'U.S. Industry Mall' section with an American flag graphic, a 'Support' section, and three product support links: 'Power Distribution & Control Products' (1-866-663-7324), 'Automation & Drives Products' (1-888-454-4704), and 'Product Technical Support' (1-800-333-7421).

Product Search

Search for a product family (e.g. “contactor”) or by a part number.

Product tree

Navigate through the product tree to reach the products you are interested in.



Siemens Industry Mall

Product list and selection tool

SIEMENS
Ingenuity for life

Search and find products



Shopping cart

Open the shopping cart

3RA21 for snapping onto standard mounting rails or for screw fixing

Ordering data | Configurators

More Actions

Product No. / Product Description	Listprice / Your price
<input type="checkbox"/> 3RA21100BA151AP0 3RA21100BA151AP0 Load feeder fuseless, Direct-on-line starting 400 V AC, Size S00 0.14...0.20 A 230 V AC screw terminal for installation on standard mounting rail (also fulfills type of coordination 1) Type of coordination 2, Iq = 50 kA 1 NO (contactor)	> Show prices 1 1 Piece
<input type="checkbox"/> 3RA21100BA151BB4 3RA21100BA151BB4 Load feeder fuseless, Direct-on-line starting 400 V AC, Size S00 0.14...0.20 A 24 V DC screw terminal for installation on standard mounting rail (also fulfills type of coordination 1) Type of coordination 2, Iq = 150 kA 1 NO (contactor)	> Show prices 1 1 Piece

The table to the left displays only matching products according to:

Rated control supply voltage
Please select

Type of coordination at 400 V
Please select

Size
Please select

Setting range therm. overload release/A
Please select

Connection system
Please select

Remove all filters

Technical selection tools

Apply filters in order to eliminate unsuitable products from the selection.

Detailed information

Click on part number to display detailed information

Prices

Contact your Siemens distributor for pricing information or see section on CA01 Interactive Catalog



Siemens Industry Mall

Detailed view of products

SIEMENS
Ingenuity for life

Search and find products

Technical product data sheet

Download in PDF format

Images / 3D models / dimension drawings

Download all available images, 3D models and much more CAD/CAE data for this product.

Product details

Commercial details such as:

- Normal delivery time (contact Siemens distributor for exact lead times)
- Weight
- EAN- / UPC number
- And much more

SIEMENS
INDUSTRY MALL

Home > Language > Contact > Help > Site Explorer > Product Search

Home > Catalog > SIRIUS 3RT20 Contactors, 3-pole > 3RT2015-1AB01

3RT2015-1AB01

CONTACTOR, AC-3, 3KW/400V, 1NO, AC 24V, 50/60 HZ, 3-POLE, SZ S00 SCREW TERMINAL

List Price > Show prices
Customer Price > Show prices
Additional Services: For this product we can offer you prolonged warranty contracts
> EEO (Material Exchange for the single Product)
> RSC (Material Exchange and Service for the whole machine)
> XMR (Material Exchange for the whole machine)
> For further information & to order these services, please contact your local Siemens Service Partner

DataSheet in PDF > Download
Manuals, Certificates, FAQs... > Service & Support

> Image gallery and Data for M-CAD and E-CAD (7)

Product	
Article Number	3RT2015-1AB01
Product Description	CONTACTOR, AC-3, 3KW/400V, 1NO, AC 24V, 50/60 HZ, 3-POLE, SZ S00 SCREW TERMINAL
Product family	> SIRIUS 3RT20 Contactors, 3-pole
Product Lifecycle (PLM)	PM300:Active Product
Price data	
Price Group / Headquarter Price Group	41B / 41B
List Price	> Show prices
Customer Price	> Show prices
Surcharge for Raw Material	None
Metal Factor	LDO-----

All about SIRIUS 3RT20 Contactors, 3-pole

- Presales Info
- Catalog and ordering system online
- Technical info
- Support
- Contact & partners
- Service offers

Frequently bought together:

- > 5ST3011
AUXILIARY SWITCH 2NO FOR MCB 5SL, 5SY, 5SP, ON-OFF-SW, 5TL1, RCBO 5SU1, RCD 5SV
- > 3RH2911-1HA22
AUX.SWITCH BLOCK,FRONT,2NO+2NC, CURR.PATH: 1NC, 1NC, 1NO, 1NO, F. CONT. RELAYS A. MOTOR CONT., 3RT2 SCREW TERMINAL :1 / 2, 1 / 2, 3 / 4, 3 / 4
- > 3SB3252-6AA60
22MM PLASTIC ROUND COMPLETE UNIT COMBINATION: INDICATOR LIGHT WITH SMOOTH LENSE ILLUMINATED WITH INTEGRATED LED 230V AC SCREW TERMINAL

Suitable products

Display of products that are frequently purchased together with this product



Siemens Industry Mall

Shopping Cart



Search and find products

Open the shopping cart

Here you can execute various functions (export, email, print, delete, etc.) in order to manage your shopping cart.

SIEMENS Industry Mall - Cart

Industry Mall > Language > Contact Us > Help > Site Explorer > Product Search

> Login

Catalog Shopping Cart(1)

Shopping Cart: ()

Delete Item(s) | Search | Cart-Options

No.	△	Status	Item Number	Description	Quantity	Region Specific Price Group
1	✓		3RT20151AB01 > 3RT20151AB0 1	Power contactor, AC-3 7 A, 3 kW / 400 V 1 NO, 24 V AC, 50 / 60 Hz 3-pole, Size S00 screw terminal	1 Piece	PB8

Add item(s)

Copy & Paste Enter

1 Enlarge Submit

Enter part numbers directly or load them

Enter an part number directly here, or load a CSV file or a shopping cart that you have saved previously.



Configure products

Configure Products

Select the right system with just a few clicks

SIEMENS
Ingenuity for life

Search and find products

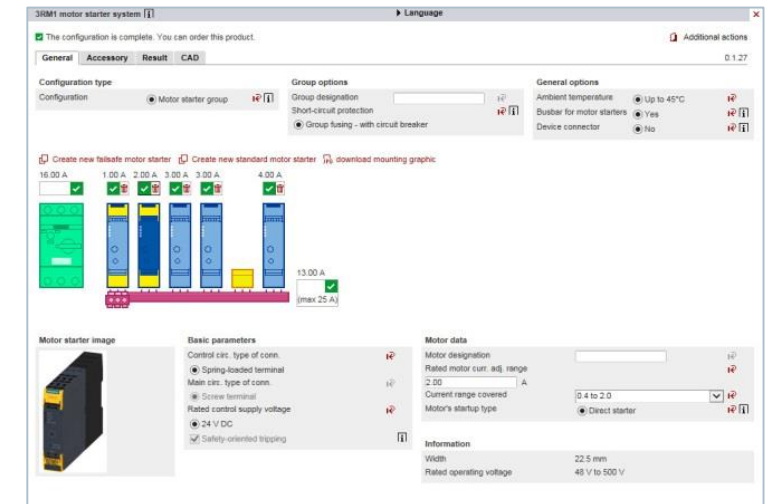
What you need:

You want to design a product that meets your technical requirements or individually compile a selection of suitable products.

What we offer: Configurators

- Selection of products/systems on the basis of technical features or in accordance with application requirements
- Simple and intuitive operation
- Direct transfer of the order list to the Siemens Industry Mall shopping cart
- Quick access to product data, images, 3D models, dimension drawings and important documents
- Configurators are available in several languages for use all over the world

Siemens Configurators



Configure Products

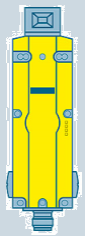
Which products do we offer configurators for?



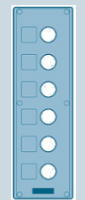
Search and find products



Signaling / detection

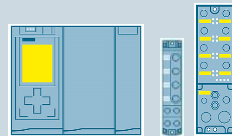


Position switches and safety switches
3SE5/3SF1

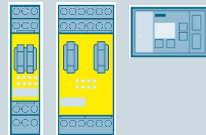


Pushbuttons and indicator lights
SIRIUS ACT
3SU1

Evaluation / control



Control and communication components



Modular Safety System MSS (software parameterization)
3RK3



Safety relays (hardware parameterization)
3SK1

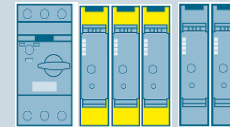
Starting / switching / protecting



Load feeders up to 18.5 kW
SIRIUS Innovations
3RT2, 3RV2, 3RA2, 3RB3, 3RU2



Molded case circuit breakers
3VA

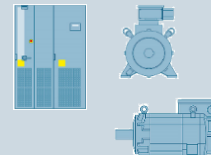


3RM1 motor starters up to 3kW
3RM1



Soft starters
3RW

Drives / converters / motors



Drive technology
Frequency converters, motors, mech. components



Configure Products

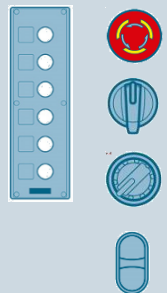
Configurators for signaling and detection

▶ Search and find products



**Position switches and
safety switches**
3SE5/3SF1

▶ **3SE5 / 3SF1 position switches and safety switches**
Start the configurator



**Pushbuttons and
indicator lights**
SIRIUS ACT
3SU1

▶ **SIRIUS ACT pushbuttons and indicator lights**
Start the configurator

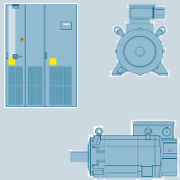


Configure Products

Configurators for evaluation and control

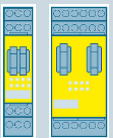


▶ Search and find products



Drive technology
Frequency converters,
motors, mech.
components

- ▶ **Configurator for drive systems -
frequency converters, motors, gear units, mech. Components**
Start the configurator



**Modular Safety System
MSS (software
parameterization)
3RK3**

- ▶ **Configurator for 3RK3 modular safety system MSS /
Safety functions (software parameterization)**
Start the configurator



**Safety relays
(hardware
parameterization)
3SK1**

- ▶ **Configurator for 3SK1 safety relays (hardware parameterization)**
Start the configurator



Configure Products

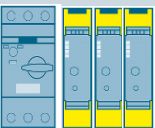
Configurators for starting, switching and protecting

▶ Search and find products



**Load feeders up to
18.5 kW**
SIRIUS Innovations
3RT2, 3RV2, 3RA2,
3RB3, 3RU2

- ▶ **SIRIUS Innovations configurator –
load feeders up to 18.5 kW**
Start the configurator



**3RM1 motor starters up
to 3 kW**
3RM1

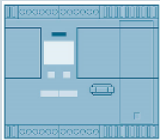
- ▶ **Configurator for small and failsafe 3RM1 motor starters**
Start the configurator

Configure Products

Configurators for starting, switching and protecting



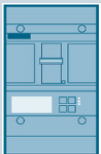
▶ Search and find products



**Soft starter
3RW**

▶ **Simulation Tool for Soft Starters (STS) for selecting 3RW soft starters**

Download the tool



**Molded case
circuit breakers
3VA**

▶ **Configurator for 3VA molded case circuit breakers**

Start the configurator



Configure Products

Getting started – option 1

▶ Search and find products

1. Open the Industry Mall

Open the home page of the Industry Mall.

2. Open the configurator overview

When you click on the **Configurator overview**, a list of all available configurators will be displayed.

3. Select a configurator

Open a configurator by clicking on its name.

The screenshot displays the Siemens Industry Mall homepage. At the top, the 'SIEMENS' logo is visible. Below it, the 'INDUSTRY MALL' header is present. A navigation bar includes 'Home' and 'Language' links. A 'Product Catalog' dropdown menu is open, showing a list of categories: Drive Technology, Automation Technology, Building Technologies and Electrical Distribution, Low-Voltage Controls and Distribution, Safety Systems - Safety Integrated, System Solutions and Products for Branches, Industry Services, and an option to view everything else. To the right, a 'Configurators' section provides an overview of available configurators. It lists categories like Drive Technology, Automation Technology, Building Technologies and Electrical Distribution, and Low-Voltage Controls and Distribution. Under 'Industrial Controls', it lists 'Switching Devices SIRIUS' (Solid-state Switching Devices 3RF, Soft Starters 3RW) and 'Safety Systems SIRIUS' (Safety Relays 3RK3 MSS, Safety Relays 3SK1). Below this, 'Load Feeders and Motor Starters SIRIUS' are listed, including Load Feeders from 18.5 kW, Motor Starters 3RM1, Load Feeders up to 18.5 kW, and Compact Starters 3RA6. At the bottom, there are input fields for 'Article number' and 'Quantity' (set to 1), and a section for 'Order Status' with 'Status' and 'Order Date' labels.



Configure Products

Getting started – option 2

Search and find products

Find configurators in the product tree

While you are navigating through the product tree, you can also click on the **Configurators** tab to open a list of suitable configurators.

The screenshot displays the Siemens Industry Mall website interface. At the top, the Siemens logo and 'INDUSTRY MALL' are visible. The navigation bar includes links for Home, Language, Contact, Help, Site Explorer, and Product Search. The breadcrumb trail shows: Home > Catalog > 3RA21 Direct-on-Line Starters > 3RA21 for Standard Rail Mounting or Screw Mounting. The left sidebar contains a 'Product Catalog' tree with categories like Drive Technology, Automation Technology, and Industrial Controls. The main content area is titled '3RA21 for Standard Rail Mounting or Screw Mounting' and features a 'Configurators' tab. Below this, there are two product listings with their respective prices and availability. The right sidebar contains a section for 'The table to the left displays only matching products according to:' with various selection options like 'Rated control supply voltage' and 'Type of coordination at 400 V'. At the bottom right, there is a section for 'All about 3RA21 for Standard Rail Mounting or Screw Mounting' with links for 'Presales Info' and 'Catalog and ordering system online'.

Product Catalog Minimize

- Drive Technology
- Automation Technology
 - Automation Systems
 - SIMATIC HMI operator control and monitoring systems
- Identification systems
- Industrial Communication
- Industrial Controls
 - Industrial Communications
 - Switching Devices
 - Protection Equipment
 - Load Feeders and Motor Starters
 - For Use in the Control Cabinet
 - SIRIUS 3RW Soft Starters
 - SIRIUS 3RA2 Load Feeders
 - 3RA21 Direct-on-Line Starters
 - 3RA21 for Standard Rail Mounting or Screw Mounting**
 - 3RA21 for Mounting on

3RA21 for Standard Rail Mounting or Screw Mounting

Ordering data Configurators

Check Availability CAX Data Compare More... Project Number

Product No. / Product Description	Listprice / Your price	
<input type="checkbox"/> 3RA2110-0BA15-1AP0 LOAD FEEDER FUSELESS DIRECT START, AC 400V, SZ S00 0.14...0.2A, AC 230V SCREW CONNECTION FOR RAIL-MOUNTING, TYPE OF COORDINATION 2, IQ = 50KA (ALSO FULFILLS TYPE OF COORDINATION 1) 1NO (CONTACTOR)	98,80 EUR 96,24 EUR	1 1 Piece
<input type="checkbox"/> 3RA2110-0BA15-1BB4 LOAD FEEDER FUSELESS DIRECT START, AC 400V, SZ S00 0.14...0.2A, DC 24V SCREW CONNECTION FOR RAIL-MOUNTING, TYPE OF COORDINATION 2, IQ = 150KA (ALSO FULFILLS TYPE OF COORDINATION 1) 1NO (CONTACTOR)	104,00 EUR 101,51 EUR	1 1 Piece

Additional Services Price details Availability

The table to the left displays only matching products according to:

Rated control supply voltage
Please select

Type of coordination at 400 V
Please select

Size
Please select

Setting range therm. overload release/A
Please select

Connection method
Please select

Remove all filters

All about 3RA21 for Standard Rail Mounting or Screw Mounting

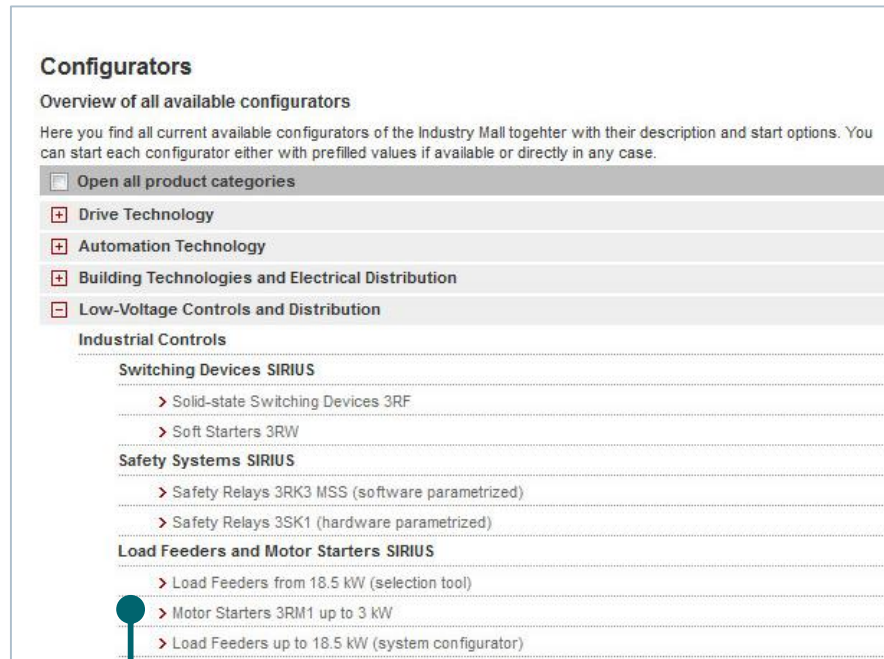
- Presales Info
- Catalog and ordering system online



Configure Products

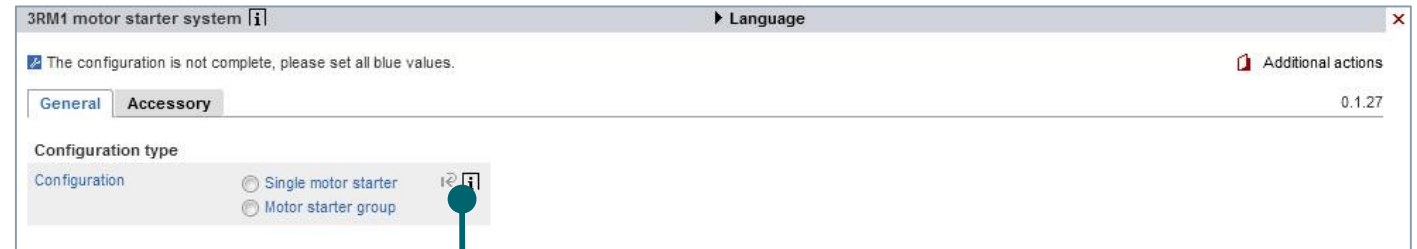
Example 3RM1 motor starters – properties and functions

Search and find products



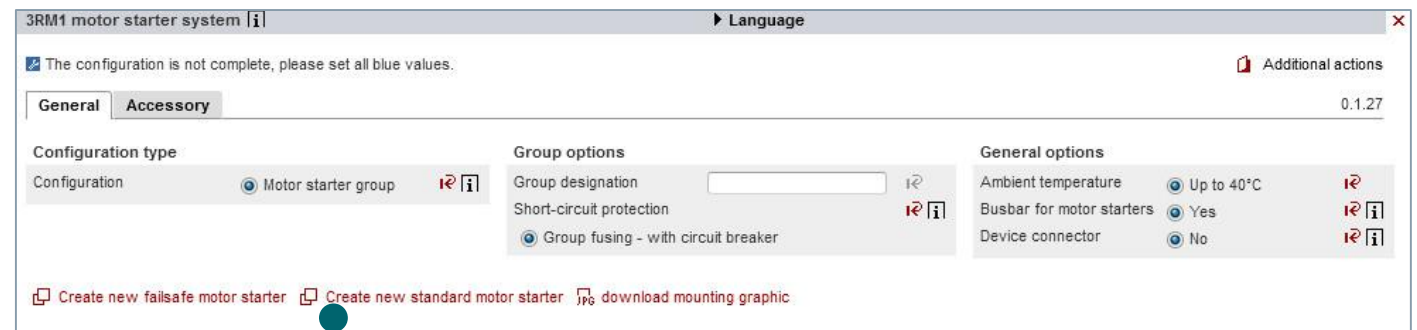
1. Open the configurator

Open the 3RM1 configurator



2. Select all the blue properties

These properties are required attributes.



3. You can execute certain functions by clicking on the red links

In this example, you can add as many motor starters as you wish.





Configure Products

Example 3RM1 motor starters – properties

Search and find products

1. Click on a component

The symbol  indicates that the component is not yet fully configured.

A symbol  indicates that the component is now complete.

2. Finish configuring the components

Once you have selected a component, you can select the missing blue properties



0.16 A 

0.00 A 
(max 25 A)

Motor starter image


Basic parameters

Control circ. type of conn. 

☒ Spring-loaded terminal


Main circ. type of conn. 


☒ Screw terminal

Rated control supply voltage 


☒ 24 V DC

Motor data

Motor designation 

Rated motor curr. adj. range 

0.10 ≤ ≤ 6.10 A

Motor's startup type 

☐ Direct starter

☐ Reversing starter

Information

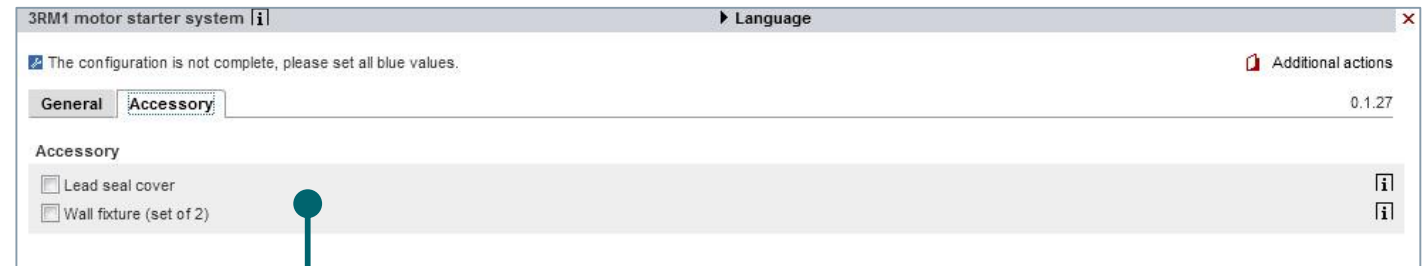
Width 22.5 mm

Rated operating voltage 48 V to 500 V

Configure Products

Example 3RM1 motor starters – accessories

▶ Search and find products



3RM1 motor starter system [i] ▶ Language

☒ The configuration is not complete, please set all blue values. Additional actions 0.1.27

General Accessory

Accessory

- ☐ Lead seal cover [i]
- ☐ Wall fixture (set of 2) [i]

Select appropriate accessories

Select appropriate accessories for your configuration. The configurator will work out the correct part number for you.

Configure Products

Example 3RM1 motor starters – result

Search and find products

Result and other views

When all aspects of the system have been configured, you can go to the results view and see the bill of materials and other information such as CAD models, documents and data sheets.

Benefit: The configurator takes special engineering requirements into account

In this example, you can see how the configurator has automatically implemented derating for a correctly engineered system.

3RM1 motor starter system | Language

0.1.27

✓ The configuration is complete. You can order this product.

Additional actions

0.1.27

General | Accessory | Result | CAD

Configuration type
Configuration ☒ Motor starter group

Group options
Group designation
Short-circuit protection ☒ Group fusing - with circuit breaker

General options
Ambient temperature ☒ Up to 40°C
Busbar for motor starters ☒ Yes
Device connector ☒ No

Create new failsafe motor starter | Create new standard motor starter | download mounting graphic

16.00 A ☒ 1.00 A ☒ 2.00 A ☒ 3.00 A ☒ 3.00 A ☒ 6.00 A ☒ 1.00 A ☒

16.00 A (max 25 A) ☒

Motor starter image

Basic parameters
Control circ. type of conn. ☒ Spring-loaded terminal
Main circ. type of conn. ☐ Screw terminal
Rated control supply voltage ☒ 24 V DC
☒ Safety-oriented tripping

Motor data
Motor designation
Rated motor curr. adj. range A
Motor's startup type ☒ Direct starter

Information
Width 22.5 mm
Rated operating voltage 48 V to 500 V

Configure Products

Example 3RM1 motor starters – print, export and more



Search and find products

Print or export

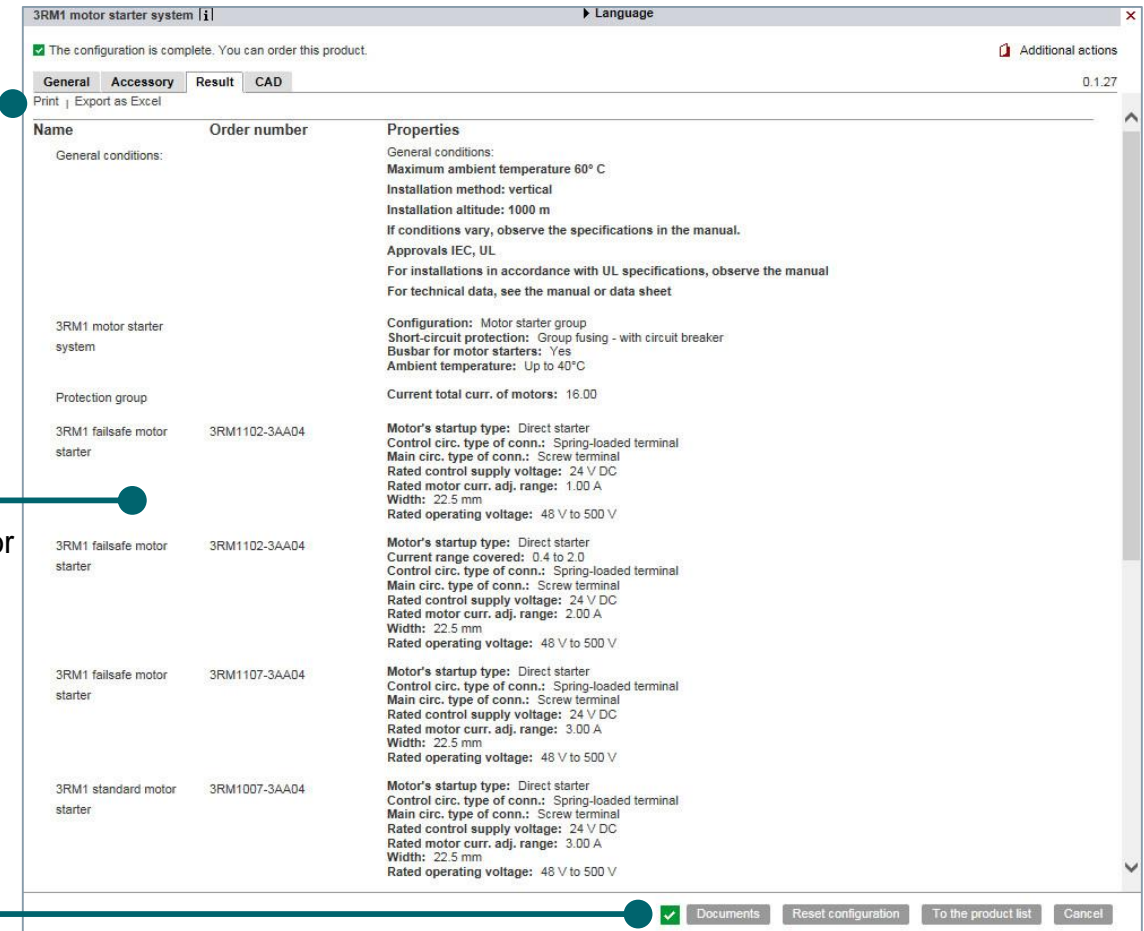
Each results list can be printed out in PDF format or downloaded as an Excel file.

Results list / bill of materials

The results view lists all the part numbers that the configurator has calculated based on your inputs.

Documents and CAE/CAD Data

By clicking on the **Documents** button, you can view an extensive range of data relating to all aspects of the configured components (3D models, data sheets, certificates, manuals, and much more).



TIA Selection Tool

TIA Selection Tool

Easy product and system configuration



▶ Search and find products



What you need:

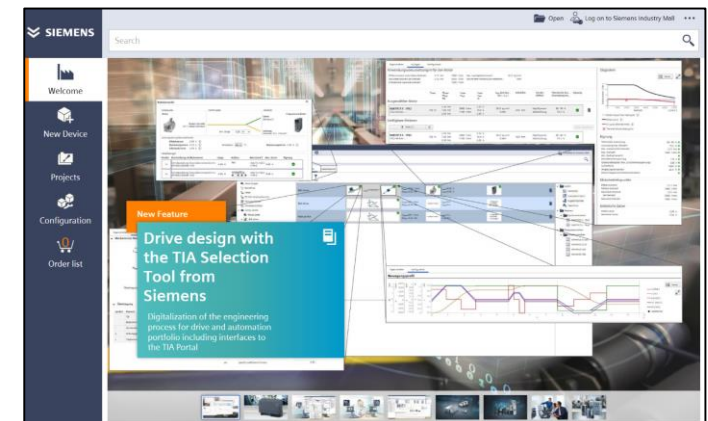
An easy and quick way to select devices and configure entire project systems in a single tool



What we offer: TIA Selection Tool (TST)

- One tool for the complete Siemens portfolio
- Save time with intelligent selection wizards
- Work and collaborate flexibly with desktop and cloud based versions
- Interfaces with other tools (e.g. TIA Portal, SIOS)

TIA Selection Tool



TIA Selection Tool

Easy product and system configuration

SIEMENS
Ingenuity for life

Search and find products

New Device

Select product types to begin configuration

Order List

Build a BOM as you go and easily export to other tools for further project work (e.g. TIA Portal, Excel, SIOS, etc.)

Project View

Use project view for advanced functionality



TST News

See what's new in TIA Selection Tool's monthly updates



TIA Selection Tool

Tutorials Videos (YouTube)

▶ Search and find products



▶ **SIRIUS Modular System in TST**



▶ **TST Project Export to TIA Portal**



▶ **Power Supply Selection**



▶ **TST Library**



▶ **Drive Design**



▶ **IO – LINK**



▶ **Operation Handling (Modular Engineering)**



▶ **TIA Selection Tool Cloud (Mobile Devices)**

▶ **Desktop and Cloud Integration**

▶ **AS-Interface in TST**

▶ **SIMATIC ET200AL**

▶ **TST Plant Configuration**

▶ **Migration Wizard**



Convert to Siemens products

Convert to Siemens Products

Use the conversion tool to switch to Siemens products



Search and find products

What you need:

You want a fast and easy method to replace an old device with a new one, or to convert from another manufacturer to Siemens.

What we offer: Conversion tool

- Search for manufacturer part numbers
- Display Siemens substitutes and accessories
- Database containing more than 100,000 manufacturer part numbers
- Stored tips and advice for the conversion process
- Searches based on base numbers possible

Siemens Conversion Tool

SIEMENS

Product search

Search criteria

Manufacturer: Product no. / MLFB: EAN / UPC:

Containing description text:

10 Product(s) were found.

Sel.	Manufacturer	Product no. / MLFB	Description	Designation	EAN / UPC
<input type="checkbox"/>	Siemens	3SB3100-1	22MM PLASTIC ROUND ACTUATOR, TWIN PUSHBUTTON WITH FLAT BUTTONS NON-ILLUMINATED WITH HOLDER GREEN-RED INSCRIPTION GREEN / RED		401209351271
<input type="checkbox"/>	Siemens	3SB3100-2	22MM PLASTIC ROUND ACTUATOR, TWIN PUSHBUTTON WITH FLAT BUTTONS NON-ILLUMINATED WITH HOLDER WHITE-BLACK INSCRIPTION WHITE / BLACK		401209351288
<input type="checkbox"/>	Siemens	3SB3100-3	22MM PLASTIC ROUND ACTUATOR, TWIN PUSHBUTTON WITH FLAT BUTTONS NON-ILLUMINATED WITH HOLDER WHITE-BLACK INSCRIPTION WHITE / BLACK		401209448407
<input type="checkbox"/>	Siemens	3SB3100-4	22MM PLASTIC ROUND ACTUATOR, TWIN PUSHBUTTON WITH FLAT BUTTONS NON-ILLUMINATED CUSTOM MADE WITH HOLDER WHITE, WHITE INSCRIPTION, WHITE: ARROW UPWARDS INSCRIPTION, WHITE: ARROW DOWNWARDS		401209907379



Convert to Siemens Products

Search for products

Search and find products

1. Enter the part number

In this box, enter the part number of your old Siemens device or the part number of another manufacturer's product.
Available for manufacturers such as EATON, Schneider, ABB, Rockwell, IDEC, etc.

3. Choose the products

You can only select one or more part numbers at a time.

2. Start the search

4. Display conversion data

The screenshot shows the Siemens Product search interface. At the top, there is a header with the Siemens logo and a navigation bar. Below the header, there is a section titled "Product search". Under "Search criteria", there are three input fields: "Manufacturer" (a dropdown menu), "Product no. / MLFB" (a text field containing "3SB3100-"), and "EAN / UPC" (a text field). Below these fields is a "Containing description text" search bar. A "Search" button is located to the right of the search criteria. Below the search bar, it says "10 Product(s) were found." and there are "Reset" and "Search" buttons. A table displays the search results with columns: "Sel.", "Manufacturer", "Product no. / MLFB", "Description", "Designation", and "EAN / UPC". The table contains three rows of results, all from Siemens. At the bottom of the table, there are "Select all" and "Deselect all" buttons. A "Convert" button is located at the bottom right of the interface.

Sel.	Manufacturer	Product no. / MLFB	Description	Designation	EAN / UPC
<input type="checkbox"/>	Siemens	3SB3100-8AC21	22MM PLASTIC ROUND ACTUATOR: TWIN PUSHBUTTON WITH FLAT BUTTONS NON-ILLUMINATED WITH HOLDER GREEN-RED INSCRIPTION GREEN: I: RED: O		4011209351271
<input type="checkbox"/>	Siemens	3SB3100-8AC31	22MM PLASTIC ROUND ACTUATOR: TWIN PUSHBUTTON WITH FLAT BUTTONS NON-ILLUMINATED WITH HOLDER WHITE-BLACK INSCRIPTION: WHITE: I: BLACK: O		4011209351288
<input type="checkbox"/>	Siemens	3SB3100-8AC61	22MM PLASTIC ROUND ACTUATOR: TWIN PUSHBUTTON WITH FLAT BUTTONS NON-ILLUMINATED SCREW TERMINAL 2X1NO+1NC WITH HOLDER WHITE: WHITE INSCRIPTION: WHITE: I: WHITE: O		4011209448407



Convert to Siemens Products

Display conversion data



▶ Search and find products

Part number you entered

Conversions

Conversion

Here You see conversion which were found for selected Products.

Conversion status

released

Filter

☒ Only show shippable products

☐ Show L1 prices

2

 Conversion(s) were found.

Manufacturer	Product no. / MLFE	Qty.	Substitution alternatives	Qty.	Description	Designatio	EAN / UPC	Comment	Status
Siemens	<input checked="" type="checkbox"/> 3SB3201-0AA11	1	<div><div>3SU1000-0AB10-0AA1</div><div>3SU1500-1AA10-1FA0</div></div>	1	22MM PLAS		4011209187504		
			<div><div><input checked="" type="checkbox"/> 3SU1000-0AB10-0AA1</div><div>3SU1400-1AA10-1CA0</div></div>	1	PUSHBUTT		4011209956667	Attention: 3SI	
			<div><div><input checked="" type="checkbox"/> 3SU1000-0AB10-0AA1</div><div>3SU1500-1AA10-1BA0</div></div>	1	HOLDER FC		4011209963580		
				1	PUSHBUTT		4011209956667	Attention: 3SI	
				1	CONTACT H		4011209950887		
				1	HOLDER FC		4011209963559		

Excel-Export

Close

Important:
If conversion information
is not available, contact
your Siemens Account
Manager for FREE BOM
conversion!

Alternatives

You might be able to use one or more alternatives for a particular product. Further technical details are displayed in the Comments column.

Notes and comments

Notes and comments relating to the conversion process are automatically displayed. These may be technical restrictions or construction notes. You should take them into account.



Convert to Siemens Products

Export the result

Search and find products

Export the result

The result can be exported to an Excel file. This allows you to save all the information for offline processing.

Conversions

Conversion

Here You see conversion which were found for selected Products.

Conversion status
released

☒ Only show shippable products

☐ Show L1 prices

2 Conversion(s) were found.

Manufacturer	Product no. / MLFE	Qty.	Substitution alternatives	Qty.	Description	Designatio	EAN / UPC	Comment	Status
Siemens	<input checked="" type="checkbox"/> 3SB3201-0AA11	1	<input type="checkbox"/> 3SU1000-0AB10-0AA0	1	22MM PLAS		4011209187504		
			<input type="checkbox"/> 3SU1500-1AA10-1FA0	1	PUSHBUTT		4011209956667	Attention: 3SI	●
			<input type="checkbox"/> 3SU1000-0AB10-0AA0	1	HOLDER FC		4011209963580		
			<input type="checkbox"/> 3SU1400-1AA10-1CA0	1	PUSHBUTT		4011209956667	Attention: 3SI	●
			<input type="checkbox"/> 3SU1500-1AA10-1BA0	1	CONTACT II		4011209950887		
				1	HOLDER FC		4011209963559		

Tender specification texts

Tender Specification Texts

Find appropriate tender specification texts for Siemens products

▶ Search and find products



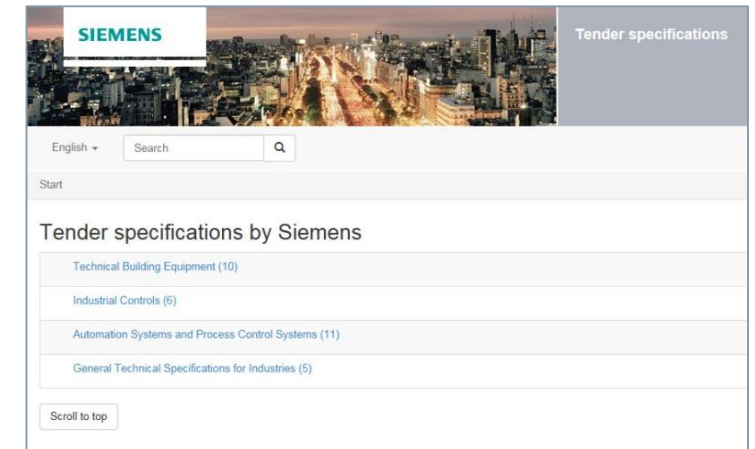
What you need:

You want to integrate tender texts that describe Siemens products into a tender specification.

What we offer: Tender specification texts

- Prepared tender document texts
- You can search for tender specification texts for specific terms, designations or order numbers.
- Output formats: Text, RTF, GAEB81 and 83

Open tender specifications...



Tender Specification Texts

Search for product



Search and find products

Search for product category

Navigate through the different lists until you reach the required products.

The screenshot shows the Siemens website interface. At the top, there's a navigation bar with the Siemens logo and a search bar. Below the logo, there's a list of product categories: Technical Building Equipment (10), Industrial Controls (6), Automation Systems and Process Control Systems (11), and General Technical Specifications for Industries (5). The 'Industrial Controls' category is selected, leading to a page titled 'Circuit Breaker'. This page lists various circuit breaker models with their specifications, such as 'Circuit breaker for motor protection Ue=690.0V, In=0.16A, Icu=100.0kA'.



Tender Specification Texts

Choose the tender text and export to different formats

Search and find products

1. Choose the product

Click on the green "plus" symbol in order to add the text to your collection.

2. Export

Click on **Export** in order to export the selected texts. You can select from a range of popular output formats. These include: GAEB81, GAEB83, TXT and RTF.

Start / Industrial Controls / Protection Equipment / Circuit Breaker

Circuit Breaker

Back

Circuit breaker for motor protection Ue=690.0V, In=0.16A, Icu=100.0kA	+
Circuit breaker for motor protection Ue=690.0V, In=0.20A, Icu=100.0kA	+
Circuit breaker for motor protection Ue=690.0V, In=0.25A, Icu=100.0kA	+
Circuit breaker for motor protection Ue=690.0V, In=0.32A, Icu=100.0kA	+
Circuit breaker for motor protection Ue=690.0V, In=0.40A, Icu=100.0kA	+
Circuit breaker for motor protection Ue=690.0V, In=0.50A, Icu=100.0kA	+

2 selected texts

Export Remove all Undo

Circuit breaker for motor protection Ue=690.0V, In=0.16A, Icu=100.0kA

Circuit breaker for motor protection Ue=690.0V, In=0.32A, Icu=100.0kA

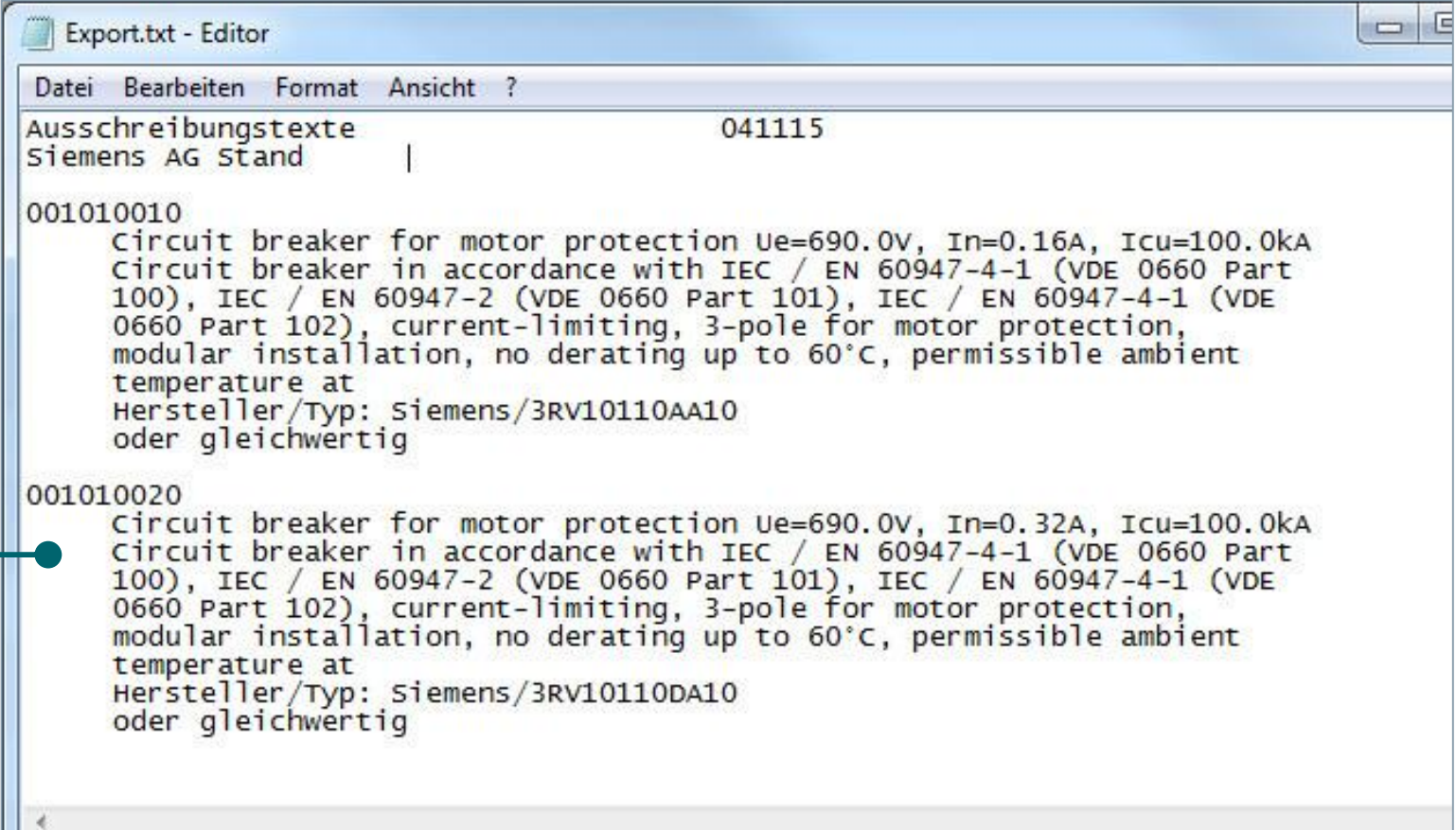


Tender Specification Texts Result

▶ Search and find products


Result

You will receive all the selected texts in the required format (e.g. *.txt)



```
Export.txt - Editor
Datei  Bearbeiten  Format  Ansicht  ?
Ausschreibungstexte                                041115
Siemens AG Stand |
001010010
    Circuit breaker for motor protection Ue=690.0V, In=0.16A, Icu=100.0kA
    Circuit breaker in accordance with IEC / EN 60947-4-1 (VDE 0660 Part
    100), IEC / EN 60947-2 (VDE 0660 Part 101), IEC / EN 60947-4-1 (VDE
    0660 Part 102), current-limiting, 3-pole for motor protection,
    modular installation, no derating up to 60°C, permissible ambient
    temperature at
    Hersteller/Typ: Siemens/3RV10110AA10
    oder gleichwertig
001010020
    Circuit breaker for motor protection Ue=690.0V, In=0.32A, Icu=100.0kA
    Circuit breaker in accordance with IEC / EN 60947-4-1 (VDE 0660 Part
    100), IEC / EN 60947-2 (VDE 0660 Part 101), IEC / EN 60947-4-1 (VDE
    0660 Part 102), current-limiting, 3-pole for motor protection,
    modular installation, no derating up to 60°C, permissible ambient
    temperature at
    Hersteller/Typ: Siemens/3RV10110DA10
    oder gleichwertig
```





Data for CAE- / CAD-Systems

Select a topic



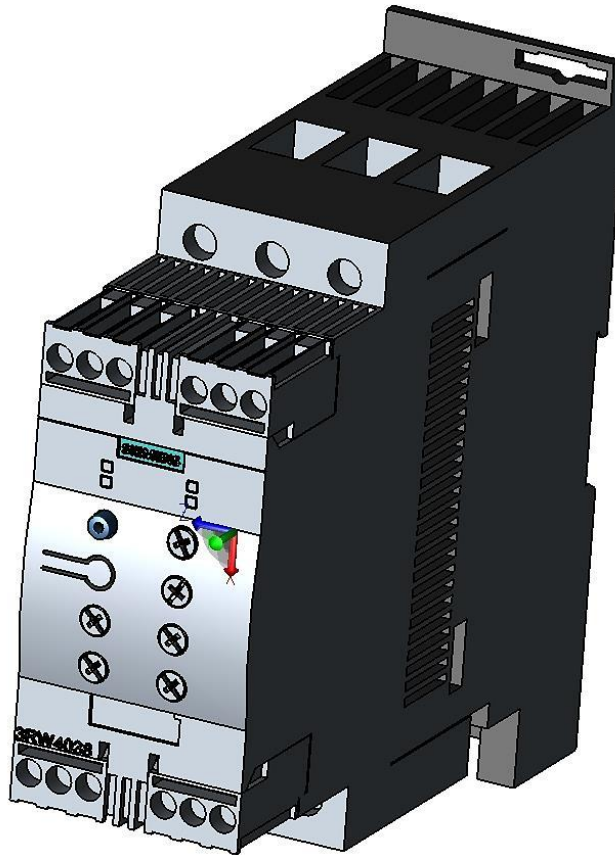
- ▶ **3D models**
3D models for 3D control panel design
- ▶ **2D dimension drawings**
Front view for 2D control panel installation plan
- ▶ **Equipment circuit diagrams**
Universal graphics for circuit diagrams
- ▶ **Commercial and technical data**
part master data for different systems
- ▶ **Data sheets**
Key technical data for a product
- ▶ **EPLAN macros**
part and macro import to EPLAN electric P8
- ▶ **Safety values**
For configuring safety-related applications

3D models

3D Models

3D models for 3D control panel design

▶ Data for CAE-/CAD-Systems



Benefits

- Detailed dimensions and representation in the planning documentation
- Improved visualization

Standard format

STEP

Other available formats

U3D, PDF

Download

- Individually from the [Industry Mall](#) or the [Image database](#)
- You can perform mass exports using the [CAx-Downloadmanager](#)

Examples (please click)

1

2

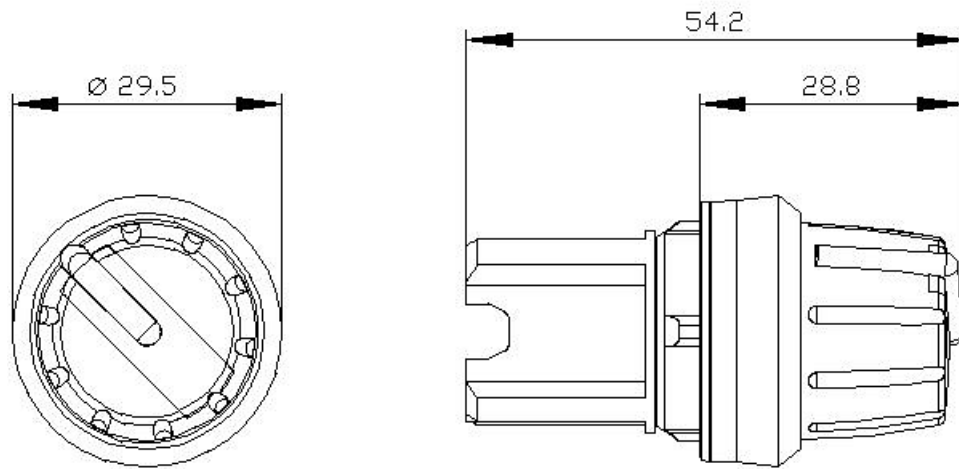
3

2D dimension drawings

2D Dimension Drawings

Front view for 2D control panel installation plan

▶ Data for CAE-/CAD-Systems



Benefits

- Detailed dimensions and representation in the planning documentation
- Improved visualization for quotations

Standard format

DXF

Other available formats

PDF, PNG, JPG

Download

- Individually from the [Industry Mall](#) or the [Image database](#)
- You can perform mass exports using the [CAx-Downloadmanager](#)

Examples (please click)

1

2

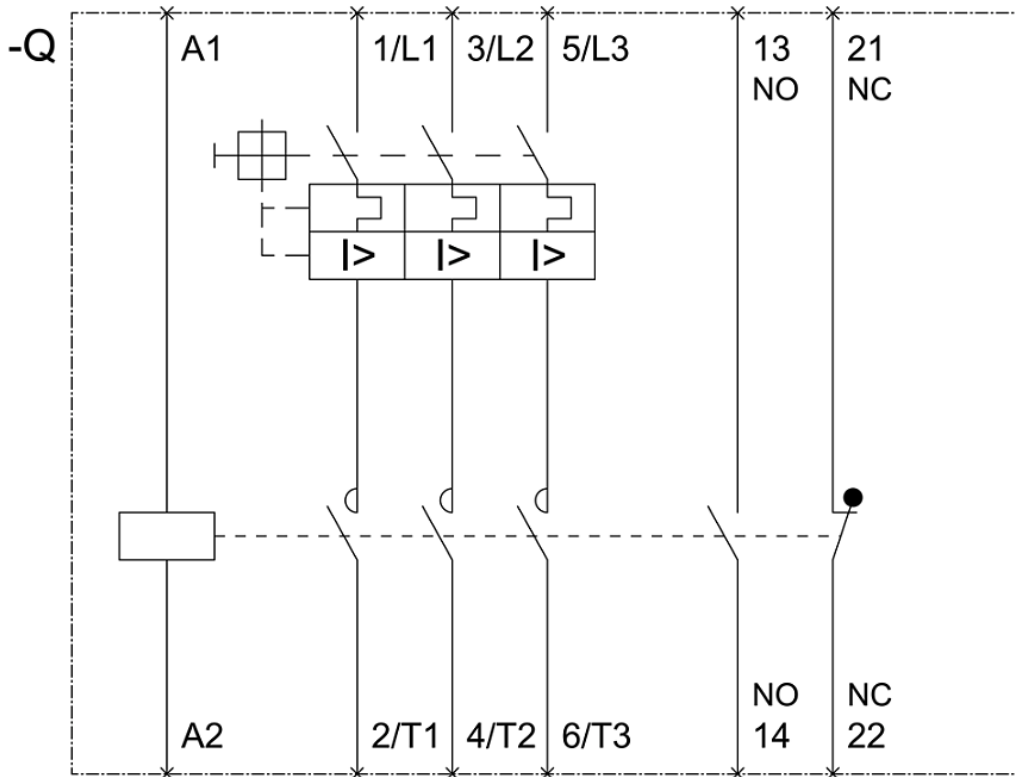
3

Equipment circuit diagrams

Equipment Circuit Diagrams

Universal graphics for circuit diagrams

▶ Data for CAE-/CAD-Systems



Benefits

- Symbols can be created faster than by the manual method
- Terminal designations are included

Standard format

DXF

Other available formats

PDF, Adobe Illustrator (*.ai), PNG, JPG

Download

- Individually from the [Industry Mall](#) oder [Image database](#)
- You can perform mass exports using the [CAx-Downloadmanager](#)

Examples (please click)

1

2

3

Commercial and technical Data

Commercial and Technical Data

Part master data for ERP systems, CAE systems, heat calculations

Data for CAE-/CAD-Systems

Product		
Article Number	3RT2015-1AB01	
Product Description	CONTACTOR, AC-3, 3KW/400V, 1NO, AC 24V, 50/60 HZ, 3-POLE, SZ S00 SCREW TERMINAL	
Product family	> SIRIUS 3RT20 Contactors, 3-pole	
Product Lifecycle (PLM)		
Price data		
Price Group / Headquarters		
List Price		
Customer Price		
Surcharge for Raw Material		
Metal Factor		
Delivery information		
Export Control Regulation		
Delivery Time		
Net Weight (kg)		
Product Dimensions (W x H x D)		
Packaging Dimension		
Package size unit of measure		
Quantity Unit		
Packaging Quantity		
Additional Product Information		
EAN		
UPC		
Commodity Code		
LKZ_FDB/ CatalogID		
Product Group		
Country of origin		
Compliance with the substance restrictions of the RoHS directive		
Product class		

Ambient conditions:		
Installation altitude at height above sea level	maximum	2 000 m
Ambient temperature		
• during operation	-25 ... +60 °C	
• during storage	-55 ... +80 °C	

Main circuit:		
Number of NO contacts for main contacts	3	
Number of NC contacts for main contacts	0	
Operating voltage		
• at AC-3 Rated value maximum	690 V	
Operating current		
• at AC-1 at 400 V		
— at ambient temperature 40 °C Rated value	18 A	
• at AC-1 up to 690 V		
— at ambient temperature 40 °C Rated value	18 A	
— at ambient temperature 60 °C Rated value	16 A	
• at AC-2 at 400 V Rated value	7 A	
• at AC-3		
— at 400 V Rated value	7 A	
— at 500 V Rated value	6 A	
— at 690 V Rated value	4.9 A	
Connectable conductor cross-section in main circuit at AC-1		
• at 60 °C minimum permissible	2.5 mm²	
• at 40 °C minimum permissible	2.5 mm²	
Operating current		
• at 1 current path at DC-1		
— at 24 V Rated value	15 A	
— at 110 V Rated value	1.5 A	
— at 220 V Rated value	0.6 A	
— at 440 V Rated value	0.42 A	
— at 600 V Rated value	0.42 A	
• with 2 current paths in series at DC-1		

Benefits

- Manual input of data is unnecessary
- Data can be imported simply to ERP or CAE systems

Standard format

CSV, Excel

Other available formats

ECAD component standard

Download

- Data can be downloaded via the CAX Download Manager. For further details, please refer to chapter [Download CAX-Data](#)
- You can also find key technical data in our [technical data sheet](#)



Data sheets

Data Sheets

Technical data for a product as an appendix for documentation



Data for CAE-/CAD-Systems

Benefits

- Quick summary of all the key technical data for a product
- All technical information, graphics and certificates in a single document

Standard format

PDF

Other available formats

No other formats available

Download

- Individually from the [Industry Mall](#) or the [Image database](#)
- You can perform mass exports using the [CAx-Downloadmanager](#)

Examples (please click)

1

2

3
























EPLAN macros

EPLAN Macros

Part and macro import to EPLAN electric P8

▶ Data for CAE-/CAD-Systems

	 .ema	 .edz
 Circuit diagrams		
 Connection diagrams		
 Product master data		
 Operating instructions		
 Product images		
 Data sheets		

Benefits

- All part data incl. symbols, terminal designations, photo and data sheet in a single file
- Standard format for exchanging part data

Standard format

EDZ

Other available formats

No other formats available

Download

- Individually from the [Industry Mall](#) or the [Image database](#)
- You can perform mass exports using the [CAx-Downloadmanager](#)

Examples (please click)

1

2

3

Safety values

Safety values for configuring safety-related applications in accordance with IEC 62061 or ISO 13849-1

▶ Data for CAE-/CAD-Systems



Benefits

- Safety values for Siemens products in one file
- Can be imported to EPLAN electric P8

Standard format

VDMA 66413 XML format

Other available formats

No other formats available

Download

www.siemens.com/safety-evaluation-tool

▶ Safety Evaluation Tool



Documents

Select a topic



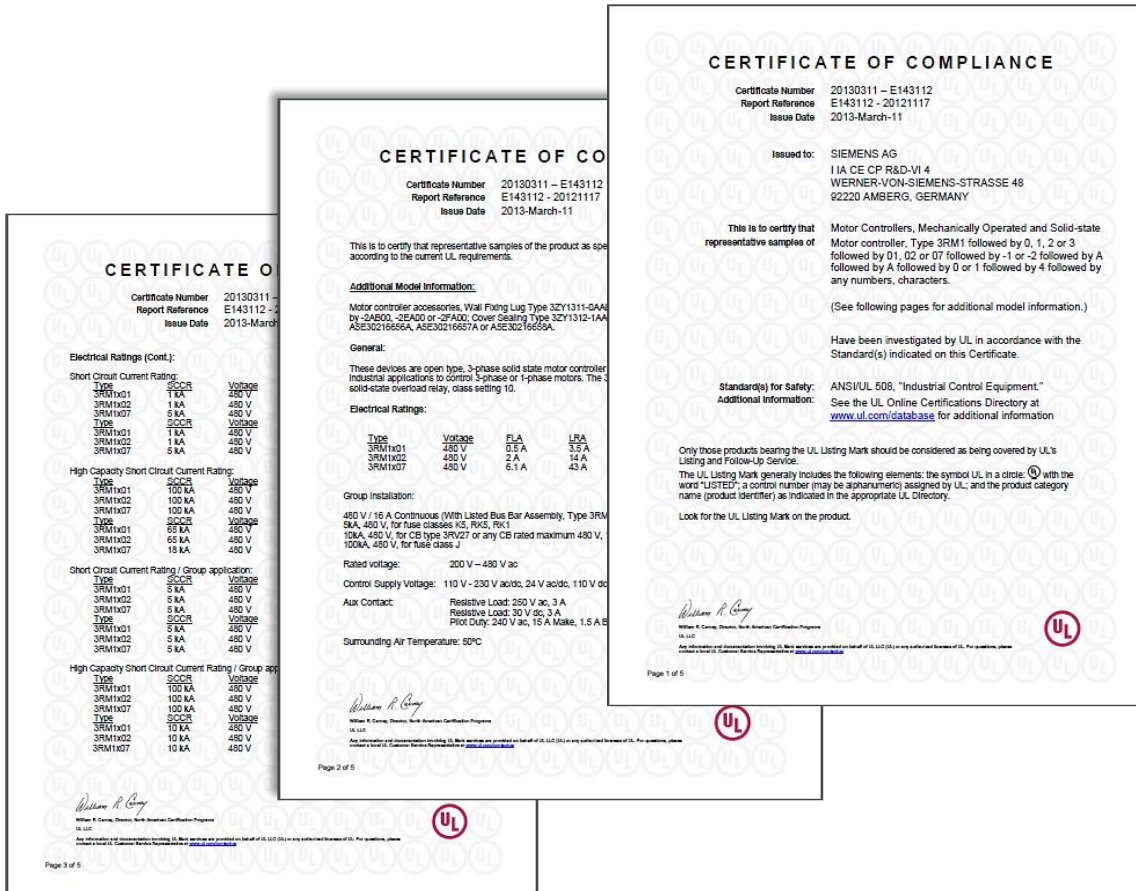
- ▶ **Certificates**
Product verification for certain countries
- ▶ **Manuals**
Correct selection of equipment and plant documentation
- ▶ **Operating instructions**
Correct assembly, installation and plant documentation
- ▶ **FAQs**
Answers, in-depth knowledge and examples
- ▶ **Application examples**
Learning-by-doing and solutions
- ▶ **Downloads**
Firmware updates and software

Certificates

Certificates

Product verification for certain countries

Documents



Benefits

- Can be used in [MyDocumentationManager](#)
- Verification that a product complies with the standards applicable in certain countries, e.g. UL (USA), RINA and GOST (marine engineering)

Standard format

PDF

Download

- [Siemens Industry Online Support](#)
- [CAx-Downloadmanager](#)

Examples (please click)

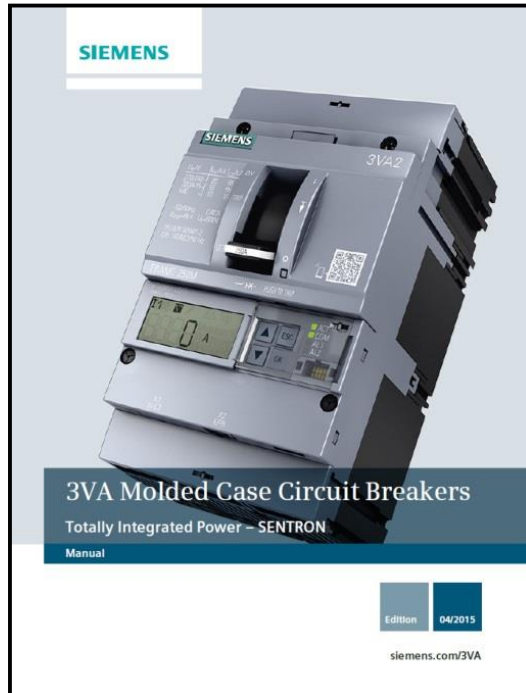


Manuals

Manuals

Correct selection of equipment and plant documentation

Documents



Benefits

Can be used in [MyDocumentationManager](#)

Standard format

PDF

Download

- [Siemens Industry Online Support](#)
- [CAx-Downloadmanager](#)

Examples (please click)

1

2

3

Operating instructions

Operating Instructions

Correct assembly, installation and plant documentation

SIEMENS
Ingenuity for life

Documents

Benefits

Can be used in [MyDocumentationManager](#)

Standard format

PDF

Download

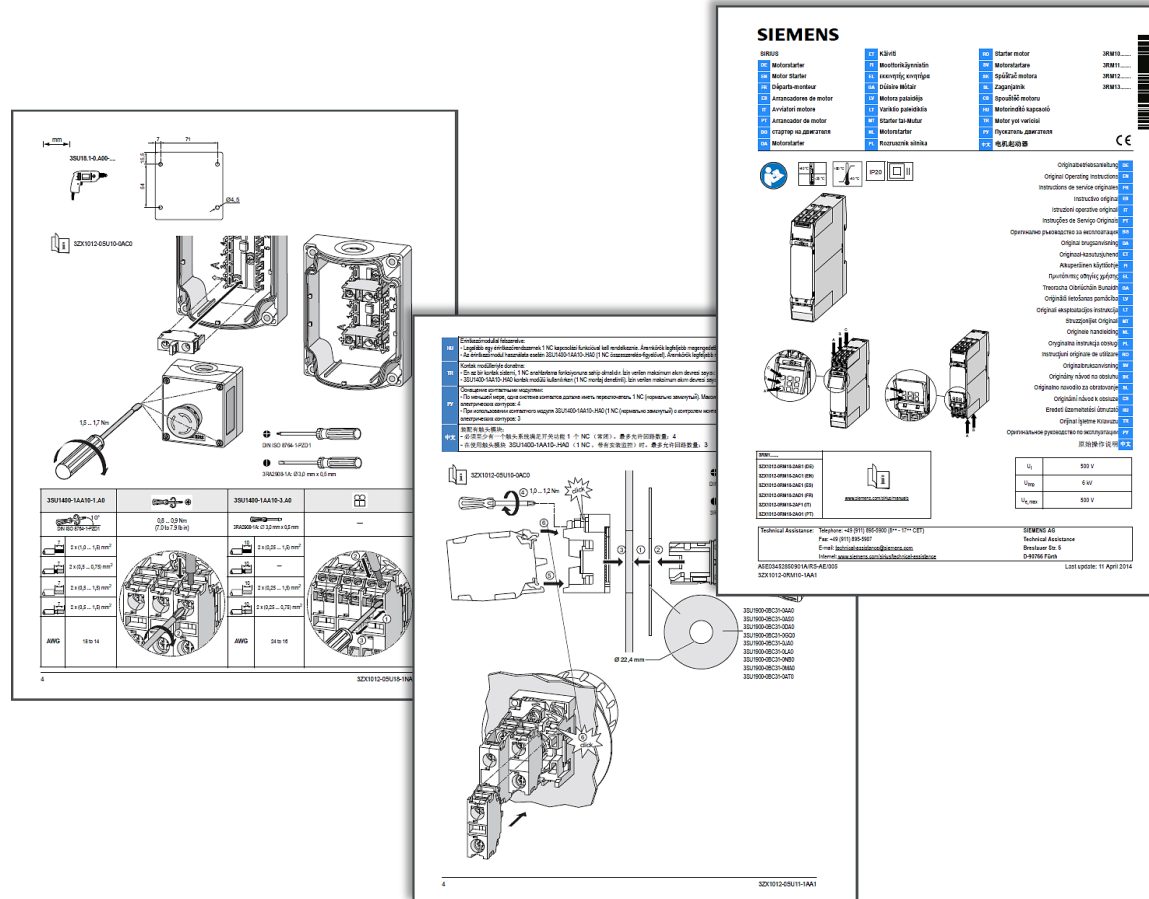
- [Siemens Industry Online Support](#)
- [CAx-Downloadmanager](#)

Examples (please click)

1

2

3



FAQs

FAQs

Answers, in-depth knowledge and examples

Documents

How do you program and parameterize Modbus TCP communication between two S7-1200 CPUs?

Entry Associated product(s)

Description

Modbus TCP communication between two S7-1200 CPUs is possible. The "MB_SERVER" are called and parameterized in the user program.

The "MB_CLIENT" instruction communicates as Modbus TCP client. You do not need any additional hardware to use the instruction. The connection between the client and the server, send requests and receives responses of a Modbus TCP server.

The "MB_CLIENT" instruction communicates as Modbus TCP client. You do not need any additional hardware to use the instruction. The connection between the client and the server, send requests and receives responses of a Modbus TCP server.

In this example 2 Modbus functions are presented. For each Modbus function a Modbus block pair (MB_CLIENT and MB_SERVER) is established over a Modbus block pair (MB_CLIENT and MB_SERVER). The following figure shows an overview of the Modbus function pair assignment.

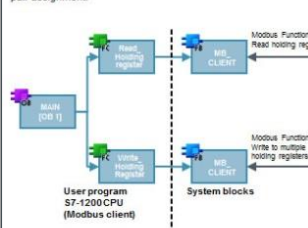


Figure 01

QUESTION:

How can safe switching also be ensured when using the motor starters 3RW?

ANSWER:

The motor starter 3RW is used for operational switching. Safe switching can be realized, for example, with a SK1 safety relay and contactors.

The following examples describe possible configurations that correspond to various safety requirements.

↓ PDF [FAQ_67474130_Safe_switching_3RW.pdf \(202 KB\) \(202 KB \)](#)

Which panels can communicate with a SIMATIC S7-1200 or S7-1500 in the TIA Portal?

Entry Associated product(s)

Here we show you which current and older panels can communicate with the SIMATIC S7-1200 and S7-1500 controllers.

Most panels can be connected directly to the S7-1200 or S7-1500 controllers in the TIA Portal. You also have the option of setting up HMI access to the controller via a PUT/GET communication connection.

In the following table you can see the communication options

- Which panel groups
- With which image version
- Via which communication route
- With which version of the specified controllers

Overview of communication options between panel and controller

Legend

- "A" = You can configure a direct HMI connection (without any other settings). How to establish this connection is described in Entry ID: > 89852595.
- "A*" = enable the "Access via PUT/GET communication" for a communication to the controller SIMATIC S7-1500 or S7-1200 V4. For this you follow the instructions for "Enable PUT and GET" (see Fig. 04). You can then configure the corresponding communication driver.
- "B" = There is no communication driver for this panel in the corresponding version of the TIA Portal. However, by following the instructions below you can nevertheless establish a connection.

Panel Group	Image Version		Communication Route to Controller			
	V11	V12	V13 SP1	S7-1200 V1	S7-1500 V2, V3	S7-1500 V4 up to V1.7
Basic Panels 1st Generation	X	-	-	A	A	B

Benefits

- Rapid assistance with technical and application specific problems
- Examples of applications and solutions
- Often with downloads and source codes

Standard format

PDF, Web

Download

[Siemens Industry Online Support](#)

Examples (please click)

1

2

3



Application examples

Application Examples

Learning-by-doing and ready-made solutions

Documents

Entry type: Application example, Entry ID: 84137106, Entry date: 06/08/2015 ★★★★★ (3)
[> Rate](#)

Technical Concepts with Switchgears in Wind Turbines


Entry Associated product(s)

Use cases show ways of using industrial controls efficiently so that communication via the PLC to the operator can ensure safe and reliable operation of the wind power plant.

Task:

Wind power plants contain - in addition to the large generator - numerous electrical components that ensure safe and reliable operation. Examples are yaw, pitch, cooling, heating components etc. Extreme electrical and mechanical requirements call for rugged and yet cost-optimized concepts. Diagnostics information must enable systematic preventive maintenance and avoid shutdowns.

Wind Turbine



Solution:

Use cases show ways of using industrial controls efficiently so that communication ensure safe and reliable operation of the wind power plant.

Downloads:

- For [Technical_Concepts_with_Switchgears_CE-FE-VI-002-V30.pdf](#) (2,4 MB)
- For [Confirmation_Contactors_3RT_for_Wind_Turbines.pdf](#) (1,0 MB)
- For [Confirmation_Limit_Switches_3SE5.pdf](#) (165,6 KB)
- For [Confirmation_Test_Certificate_Load_Feeder.pdf](#) (636,8 KB)

Protective door monitoring with automatic start up to SIL 1 acc. to IEC 62061 and PL c acc. to ISO 13849-1 with a SIRIUS safety relay 3TK28 with contactor relays (CD-FE-I-022-V30-EN)

Entry Associated product(s)

Aufgabenstellung
Protective door monitoring with automatic start up to SIL 1 acc. to IEC 62061 and PL c acc. to ISO 13849-1 with a SIRIUS safety relay 3TK28 with contactor relays
This Safety Functional Example describes a separating protective device in the form of a protective door.
Mechanically separating protective devices or access panels are the most frequently applied solution to secure danger zones in plants and on machines. The aim here is to monitor unauthorized entry into these areas, and also to prevent hazardous machine function when the protective device is not closed.



Benefits

- Use of existing source code
- Tutorial in character

Standard format

PDF, WEB

Download

[Siemens Industry Online Support](#)

Examples (please click)

1

2



Downloads

SIEMENS
Ingenuity for life

<p>> Download IODD-Datei für SIRIUS Temperaturüberwachungsrelais 3RS14, 3RS15 für IO-Link</p> <p>IODD-Datei für SIRIUS Temperaturüberwachungsrelais 3RS14, 3RS15 für IO-Link für Produkte:...</p> <p>Für Produkte: 3RS1440-1HB50, 3RS1540-1HB80,... ▶ alle Produkte</p>	
<p>> Download IODD-Datei für SIRIUS Überwachungsrelais 3UG48</p> <p>IODD-Datei für SIRIUS Überw...</p> <p>Für Produkte: 3UG4822-2AA...</p>	<p>> Download IODD file for SIRIUS Temperature Monitoring Relays for IO-Link 3RS14, 3RS15</p> <p>IODD file for SIRIUS Temperature Monitoring Relays for IO-Link 3RS14, 3RS15 for Products:.... Siemens_SIRIUS_3RS11_IODD.zip (349,8 KB)...</p> <p>For products: 3RS1440-1HB50, 3RS1540-1HB80,... ▶ All products</p>
<p>> Download IODD-Datei für SIRIUS Funktionsrelais 3RA27</p> <p>IODD-Datei für SIRIUS Funktionsrelais 3RA27 für Produkte: 3RA2711-2DB00, 3RA2711-1AA00,...</p>	<p>> Download IODD file for SIRIUS Monitoring Relays IO-Link 3UG48</p> <p>IODD file for SIRIUS Monitoring Relays IO-Link 3UG48 for Products:.... Siemens_SIRIUS_3UG48_IODD.zip (550,8 KB)...</p> <p>For products: 3UG4822-2AA40, 3UG4832-2AA40,... ▶ All products</p>
<p>> Download IODD-Datei für SIRIUS Überwachungsrelais 3RR24</p> <p>IODD-Datei für Überwachungsrelais 3RR24 für Produkte: 3RR2442-1AA40, 3RR2441-2AA40,...</p>	<p>> Download IODD file for SIRIUS 3SU1 Electronic Module 8DIQ</p> <p>IODD file for SIRIUS 3SU1 Electronic Module 8DIQ for Products:.... Siemens-SIRIUS-3SU1-8DIQ-IODD.ZIP (109,0 KB)...</p> <p>For products: 3SU1400-1HL10-6AA0, 3SU1400-2HL10-6AA0,... ▶ All products</p>
<p>> Download IODD-Datei für SIRIUS ID Key-Operated Switch 3SU1</p> <p>BESCHREIBUNG: IODD-Datei für SIRIUS ID Key-Operated Switch 3SU1 (50 KB)...</p> <p>Für Produkte: 3RB2483-4AA1, 3RB2483-4AC1</p>	<p>> Download IODD file for SIRIUS ID Key-Operated Switch 3SU1</p> <p>IODD file for SIRIUS ID Key-Operated Switch 3SU1 for Products:.... Siemens-SIRIUS-3SU1-ID-20150310-IODD.zip (52,1 KB)...</p> <p>For products: 3SU1000-4WS10-0AA0, 3SU1030-4WS10-0AA0,... ▶ All products</p>
<p>> Download IODD-Datei für SIRIUS Funktionsrelais 3RA27</p> <p>IODD-Datei für SIRIUS Funktionsrelais 3RA27 für Produkte: 3RA2711-2DB00, 3RA2711-1AA00,...</p>	<p>> Download IODD file for SIRIUS Function Module IO-Link 3RA27</p> <p>IODD file for SIRIUS Function Module IO-Link 3RA27... Siemens-SIRIUS-3RA27-IODD.zip (52 KB)...</p> <p>For products: 3RA2711-2DB00, 3RA2711-1AA00,... ▶ All products</p>
<p>> Download IODD-Datei für SIRIUS Überwachungsrelais 3RB24</p> <p>IODD-Datei für Überwachungsrelais 3RB24 für Produkte: 3RB2442-1AA40, 3RB2441-2AA40,...</p>	<p>> Download IODD File for SIRIUS 3RR24 (IO-Link)</p> <p>IODD File for SIRIUS Monitoring Relays 3RR24 for products:.... Siemens-SIRIUS-3RR24-IODD.zip (124 KB)...</p> <p>For products: 3RR2442-1AA40, 3RR2441-2AA40,... ▶ All products</p>
<p>> Download IODD-Datei für SIRIUS Überwachungsrelais 3RB24</p> <p>IODD-Datei für Überwachungsrelais 3RB24 für Produkte: 3RB2442-1AA40, 3RB2441-2AA40,...</p>	<p>> Download IODD file for SIRIUS Overload Relay IO-Link 3RB24</p> <p>IODD file for SIRIUS Overload Relay IO-Link 3RB24... Siemens-SIRIUS-3RB24-IODD1_0_1.zip (50 KB)...</p> <p>For products: 3RB2483-4AA1, 3RB2483-4AC1</p>
<p>> Download IODD-Datei für SIRIUS Compact Starter 3RA64 / 3RA65</p> <p>IODD-Datei für SIRIUS Compact Starter 3RA64 / 3RA65 für Produkte: 3RA6500-2AB42, 3RA6500-2AB43,...</p>	<p>> Download IODD file for SIRIUS Compact Starter IO-Link 3RA64 / 3RA65</p> <p>IODD file for SIRIUS Compact Starter IO-Link 3RA64 / 3RA65... Siemens-SIRIUS-3RA6-IODD1_0_1.zip (53 KB)...</p> <p>For products: 3RA6500-2DB43, 3RA6500-2AB42,... ▶ All products</p>

2



Support and Technical Assistance

Select a topic



- ▶ **Siemens Industry Online Support Portal**
Product information and application examples
- ▶ **Searching and filtering**
Alternatives to find information
- ▶ **Personal workspace**
Collect and individualize information
- ▶ **Forum**
Exchange experiences with others
- ▶ **SIOS Tutorial Support**
Online videos for quick reference

Siemens Industry Online Support Portal

Siemens Industry Online Support Portal

Product information and application examples

Support and Technical Assistance

What you need:

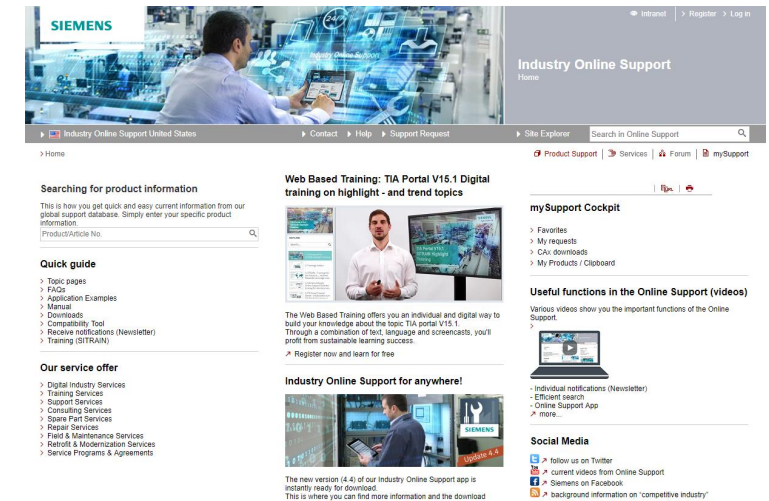
You need extensive, detailed technical information about products, or are looking for examples of your planned application.

What we offer: Siemens Industry Online Support

- General product information
- Searches based on the part number (MLFB)
- Support documents, such as FAQs, manuals, data sheets, certificates
- Application examples
- Technical forum, support request

SIEMENS
Ingenuity for life

Siemens Industry Online Support (SIOS)



Siemens Industry Online Support

Home page

SIEMENS
Ingenuity for life

Support and Technical Assistance

mySupport

Your personal workspace and access to document compilation tools, CAx data downloads and support requests.



Login or registration

Keyword search

e.g. contactor

Direct search for
part numbers

e.g. 3RT20151AB01
or 3RV10210AA10

News and information

Searching for product information

This is how you get quick and easy current information from our global support database. Simply enter your specific product information.

Product/Article No.

Quick guide

- > Topic pages
- > FAQs
- > Application Examples
- > Manual
- > Downloads
- > Compatibility Tool
- > Receive notifications (Newsletter)
- > Training (SITRAIN)

Our service offer

- > Digital Industry Services
- > Training Services
- > Support Services
- > Consulting Services
- > Spare Part Services
- > Repair Services
- > Field & Maintenance Services
- > Retrofit & Modernization Services
- > Service Programs & Agreements

Web Based Training: TIA Portal V15.1 Digital training on highlight - and trend topics



The Web Based Training offers you an individual and digital way to build your knowledge about the topic TIA portal V15.1. Through a combination of text, language and screencasts, you'll profit from sustainable learning success.

➔ Register now and learn for free

Industry Online Support for anywhere!



The new version (4.4) of our Industry Online Support app is instantly ready for download. This is where you can find more information and the download ➔ click here

mySupport Cockpit

- > Favorites
- > My requests
- > CAx downloads
- > My Products / Clipboard

Useful functions in the Online Support (videos)

Various videos show you the important functions of the Online Support.



- Individual notifications (Newsletter)
- Efficient search
- Online Support App
- ➔ more...

Social Media

- ➔ follow us on Twitter
- ➔ current videos from Online Support
- ➔ Siemens on Facebook
- ➔ background information on "competitive industry"



Searching and filtering

Searching and Filtering

Searching – keyword search

Support and Technical Assistance

The screenshot shows the Siemens Industry Online Support homepage. At the top, there's a navigation bar with links for Intranet, Register, and Log in. Below this, the main header features the Siemens logo and the text 'Industry Online Support Home'. A search bar is prominently displayed with the placeholder text 'Search in Online Support'. The page is divided into several sections: 'Searching for product information' with a search box for 'Product/Article No.', 'Quick guide' with links to various resources, 'Our service offer' with a list of services, 'Web Based Training: TIA Portal V15.1 Digital training on highlight - and trend topics' featuring a video thumbnail, 'Industry Online Support for anywhere!' with a video thumbnail, 'mySupport Cockpit' with a list of features, 'Useful functions in the Online Support (videos)' with a video thumbnail, and 'Social Media' with links to follow Siemens on various platforms.

Keyword search

Enter one or more keywords in the search box on the home page.
For example:

- Contactor 10hp

Confirm with **Enter / Return**.



Searching and Filtering

Searching – keyword search

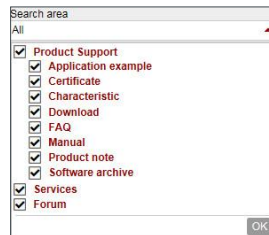
Support and Technical Assistance

Show more parts

If a very large number of part numbers are found, you can click here to display a full list and search for the relevant part.

Filter according to document type

You can narrow down your search by filtering according to the document type.



Product results

You will see here a list of all the part numbers that are linked to your search term.

Our recommendation:

Always search first for the relevant product before you look for other related documents.

SIEMENS

Industry Online Support

Industry Online Support United States

Contact | Help | Support Request

Site Explorer

Product Support | Services | Forum | mySupport

Search term:

Search area:

Clear all filters

Product links

- > 3RT2027-1AP60-0UA0
- > 3RT2027-1AK60-0UA0
- > 3RT2027-1AC20-0UA0
- > 3RT2026-1AC20-0UA0
- > 3RT1026-1AT60-0UA0

CONTACTOR, 10HP 460/575V, 1NO+1NC 240V60HZ
CONTACTOR, 10HP 460/575V, 1NO+1NC 120V60HZ
CONTACTOR, 10HP 460/575V, 1NO+1NC, 24V 60HZ
CONTACTOR, 10HP 460/575V, 1NO+1NC, 24V 60HZ
CONTACTOR, 10 HP 460 / 575 V

73 Entries Filtered by **contactor 10hp**

Entries per page: 20 | 50 | 100

Relevance descending

FAQ 3RT1/3RT2 contactors - Statement on power losses

09/18/2018
ID: 21653905
★★★★☆ (3)

Example for contactor 3RT2 015 1BB41 0151BB41 0151BB41 Drive (holding power):... You can find power loss data (contactor drive plus main circuits) in the product data sheet (available from the Industry Mall or SIOS).... How can the power loss of the 3RT1 and 3RT2 contactors be computed for the heat calculation in the switchgear?

For products: 3RT1 / 3RT2 All products

FAQ What safety level can be reached when combining a contactor with a circuit-breaker for fail-safe switching?

07/16/2018
ID: 40349715
★★★★☆ (5)

What safety level can be reached when combining a contactor with a circuit-breaker for fail-safe switching?... In combination with a power contactor this conforms to Cat.... In addition, the power contactor and the circuit-breaker are well-tried components in accordance with ISO 13849-2.

For products: 3RT1, 3RT2, 3RV1, 3RV2 3TF68, 3TF69, 3VL, 3VA All products

Additional hits in the chapters of following attachments

FAQ What is the difference between positively driven contact elements of contactor relays

09/21/2018

Results in areas

Product Support

- > SIRIUS 3RT Contactors, 3-pole up to 250 kW (63)
- > SIRIUS 3RT1 Contactors, 3-pole up to 45 kW (59)
- > SIRIUS 3RT contactors with extended operating range, 3-...
- > SIRIUS 3RT1 contactors with extended operating range, 3-...
- > SIRIUS 3RT13 contactors, 4-pole up to 140 A (50)

Services

- > Information (1)

Forum

- > MICROMASTER (1)

Results in PridaNet

- > FAQ(1)
- > Hardware(991)
- > Other(8)

Topic pages for these entries

- > TIA Portal - An Overview of the Most Important Documents and Links - Industrial Controls
- > TIA Portal - An Overview of the Most Important Documents and Links - Communication
- > SITOP Power Supply Systems in the Online Support
- > TIA Portal - An Overview of the Most Important Documents and Links - Motion
- > Safety Integrated - Safety in Factory Automation

more

Documents found

A list of the documents related to your search terms is displayed here.



Searching and Filtering

Searching – part search

Support and Technical Assistance

Open product support

or

Search directly for part

Enter an part number or part of an part number in this box. The auto-complete function will help you to find the right product.

Click on an part or press **Enter/Return** to start the search.

The screenshot shows the Siemens Industry Online Support website. At the top, there's a navigation bar with links for Intranet, Register, and Log in. Below this, the main header features the Siemens logo and a large image of a person using a tablet. The main content area is divided into several sections:

- Searching for product information:** A section with a search box labeled "Product/Article No." and a "Quick guide" list including Topic pages, FAQs, Application Examples, Manual, Downloads, Compatibility Tool, Receive notifications (Newsletter), and Training (SITRAIN).
- Web Based Training: TIA Portal V15.1 Digital training on highlight - and trend topics:** A section featuring a video of a man presenting, with text describing the training and a "Register now and learn for free" link.
- mySupport Cockpit:** A section with links for Favorites, My requests, CAX downloads, and My Products / Clipboard.
- Useful functions in the Online Support (videos):** A section with a video player and text describing various videos available.
- Social Media:** A section with links to follow Siemens on Twitter, YouTube, Facebook, and LinkedIn.

At the bottom, there's a section for "Industry Online Support for anywhere!" featuring a video of a person using a tablet and text about the new version (4.4) of the support app.



Searching and Filtering

Searching – part search

Support and Technical Assistance

1. Retrieve part details

Once you have found an part, you can retrieve further details about the product.

2. Documents relating to the part

A list of all the documents relating to the part are displayed here.

The screenshot displays the Siemens Industry Online Support website. The top navigation bar includes the Siemens logo, a search bar, and links for Intranet, Register, and Log in. Below the navigation bar, the main content area is titled "Industry Online Support Product Support". The left sidebar contains a "Filter criteria for entries" section with a "Product tree" dropdown set to "All", a search input field, and a "Product" field containing "3RT2015-1AB01". The main content area shows the search results for "3RT2015-1AB01", which is a "CONTACTOR, AC3:3KW 1NO AC24V 50/60HZ". Below the product details, there is a list of 135 entries, with the first three entries being documents related to the part: a catalog/brochure, a certificate of approval, and a certificate of approval for marine/shipping. The right sidebar contains a "mySupport Cockpit" section with links for Favorites, My requests, CAX downloads, and My Products / Clipboard, and a "Product information" section with links for Presales info, Catalog and ordering system online, Technical info, Support, and Service offer.

SIEMENS

Intranet | Register | Log in

Industry Online Support
Product Support

Industry Online Support United States | Contact | Help | Support Request | Site Explorer | Search in Online Support

Home | Product Support

Product Support | Services | Forum | mySupport

Filter criteria for entries

All Products | My Products

Product tree: All | Enter search term...

Product: 3RT2015-1AB01 | Entry type: All | Date: From - To

> Search product

3RT2015-1AB01
CONTACTOR, AC3:3KW 1NO AC24V 50/60HZ
Power contactor, AC-3 7 A, 3 kW / 400 V 1 NO, 24 V AC, 50 / 60 Hz 3-pole, Size S00 screw terminal

> Product details | > Technical data | > CAX data | > Add to mySupport products

Save filter | Load filter | email on update

135 Entries Filtered by '3RT2015-1AB01'

Entries per page: 20 | 50 | 100 | < | 1 | 2 | 3 | 4 | 5 | ... | >

☐ Actions | Date descending

<input type="checkbox"/> [Upd!]	> Catalog/Brochure Catalog IC 10 • 2019 - SIRIUS Industrial Controls	01/16/2019 ID: 109747945 ☆☆☆☆☆ (1)
	01/2019, Catalog, E86060-K1010-A101-A9-7600	
	For products: 3TH2280-0AP0, 3RK1315-6NS71-0AA3, ... All products	
	Editions of this catalog	
<input type="checkbox"/> [Upd!]	> Certificate General Product Approval, CCC, CQC	01/07/2019 ID: 48196798 ★★★★☆ (2)
	CCC Certificate 2010010304438077	
	For products: 3RT2.1 All products	
<input type="checkbox"/>	> Certificate Marine / Shipping, BV / Bureau Veritas, BV (Bureau Veritas)	12/12/2018 ID: 56326546 ☆☆☆☆☆ (0)
	Type Approval Certificate 25777/B0 BV	
	For products: 3RT2, 3RH2, 3RA23, 3RA24 All products	

© Siemens AG 2009-2019 | Imprint | Privacy policy | Cookie policy | Terms of use | Digital ID

mySupport Cockpit

- > Favorites
- > My requests
- > CAX downloads
- > My Products / Clipboard

Product information

- Presales info
- Catalog and ordering system online
- Technical info
- Support
- Service offer

Searching and Filtering

Searching – part details and technical data



Support and Technical Assistance



part details

Further details about the product are displayed in the box below.


3RT2015-1AB01

CONTACTOR,AC3:3KW 1NO AC24V 50/60HZ

Product details

Technical data

CAX data



CONTACTOR, AC-3, 3KW/400V, 1NO, AC 24V, 50/60 HZ, 3-POLE, SZ S00 SCREW TERMINAL
Contact person for this product
CP Technical-Assistance, DF
DF CP S&MK TA
Telephone number:
+49(911)895-5900
technical-assistance@siemens.com

Product life

Product announcement

Sales release

Delivery release

Announcement of product phase-out

Product cancellation

Product discontinuation

End of product lifecycle

08/30/2009

11/23/2009

11/23/2009

2015-1AB01

CONTACTOR,AC3:3KW 1NO AC24V 50/60HZ

Product details

Technical data

CAX data

Technical data



CONTACTOR, AC-3, 3KW/400V, 1NO, AC 24V, 50/60 HZ, 3-POLE, SZ S00 SCREW TERMINAL

duct brand name	SIRIUS
duct designation	3RT2 contactor
ral technical data:	
• of contactor	S00
duct expansion	
• function module for communication	No
• Auxiliary switch	Yes
ulation voltage	
• Rated value	690 V
ge voltage resistance Rated value	6 kV
imum permissible voltage for safe isolation between and main contacts acc. to EN 60947-1	400 V
tection class IP	
• on the front	IP20
• of the terminal	IP20

Technical data

Select the **Technical CAX data** tab to view the technical product data sheet containing all the key technical features of the product.



Searching and Filtering

Filtering – Filtering in the product tree

Support and Technical Assistance

Filtering in the product tree

You can navigate through the Siemens product tree here. The search results are automatically narrowed down if you select a tree node.

IMPORTANT: If you have already selected a specific part number, you will no longer be able to navigate through the tree.

The screenshot displays the Siemens product tree filtering interface. The main window is titled "Filter criteria for entries" and includes a search bar with the text "Enter search term...". Below the search bar, there are filters for "Product" (set to "All"), "Entry type" (set to "All"), and "Date" (with "From" and "To" fields). A "Clear all filters" button is located in the top right corner. The search results show a product entry for "3RT2015-1AB01" with a small image of a contactor. Below the product entry, there is a link to "Product details > CAX data > Technical data". A dropdown menu is open, showing a list of categories with their respective counts: Drive Technology (8300), Automation Technology (51931), Automation Systems (23943), Operator control and monitoring systems (5442), Identification Systems (2217), Industrial Communication (11552), Industrial Controls (5887), Industrial Communication (2), Switching Devices (1746), Protection Equipment (2355), Load Feeders and Motor Starters (800), Monitoring and Control Devices (850), and Safety Technology (381). A blue arrow points from the text "If you have already selected a specific part number..." to the search bar area.

Searching and Filtering

Filtering – Product filter

Support and Technical Assistance

Product filter

You can enter an part number in this box. If the part number is not complete, a list of predicted numbers is displayed.

The screenshot displays the 'Filter criteria for entries' window. The 'Product' field contains '3RT2015-1AB01'. Below it, a dropdown menu is open, showing a list of suggested part numbers and their descriptions. The first suggestion is '3RT2015-1AB01 CONTACTOR,AC3:3KW 1NO AC24V 50/60HZ'. The second suggestion is '3RT2015-1AB02 CONTACTOR,AC3:3KW 1NC AC24V 50/60HZ'. The third suggestion is '3RT2015-1AD01 CONTACTOR,AC3:3KW 1NO AC42V 50/60HZ'. The fourth suggestion is '3RT2015-1AD02 CONTACTOR,AC3:3KW 1NC AC42V 50/60HZ'. The fifth suggestion is '3RT2015-1AF01 CONTACTOR,AC3:3KW 1NO AC110V 50/60HZ'. The sixth suggestion is '3RT2015-1AF02 CONTACTOR,AC3:3KW 1NC AC110V 50/60HZ'. The seventh suggestion is '3RT2015-1AG61 CONT,AC3:3KW,1NO,AC100..110V 50..60HZ'. The eighth suggestion is '3RT2015-1AG62 CONT,AC3:3KW 1NC,AC100..110V 50..60HZ'. The ninth suggestion is '3RT2015-1AH01 CONTACTOR,AC3:3KW 1NO AC48V 50/60HZ'. The tenth suggestion is '3RT2015-1AH02 CONTACTOR,AC3:3KW 1NC AC48V 50/60HZ'. The eleventh suggestion is '3RT2015-1AK61 CONTACTOR,AC3:3KW 1NO 110V50HZ/120V60HZ'. The twelfth suggestion is '3RT2015-1AK62 CONTACTOR,AC3:3KW 1NC 110V50HZ/120V60HZ'. The interface also includes a 'Clear all filters' button, a 'Save filter' button, a 'Load filter' button, and an 'email on update' checkbox.

Product	Entry type	Date
3RT2015-1AB01	All	From To
3RT2015-1AB02		
3RT2015-1AD01		
3RT2015-1AD02		
3RT2015-1AF01		
3RT2015-1AF02		
3RT2015-1AG61		
3RT2015-1AG62		
3RT2015-1AH01		
3RT2015-1AH02		
3RT2015-1AK61		
3RT2015-1AK62		



Searching and Filtering

Filtering – Filter by entry type

Support and Technical Assistance

Filter criteria for entries

Product tree: All | Enter search term... | Clear all filters

Product: 3RT2015-1AB01 | Search product

Entry type: All

Date: From - To

Entry type

- All
- Application example (1)
- Certificate (31)
- Characteristic (0)
- Download (0)
- FAQ (73)
- Manual (10)
- Product note (7)
- Software archive (0)
- Technical data (1)

Save filter | Load filter | email on update

Filter by entry type

Select the document type you are searching for in this box. A preview indicating the number of stored entries will be displayed.

Searching and Filtering

Filtering – Filter for specific entry types

Support and Technical Assistance

Filter for specific entry types

If you want to filter according to a specific entry type, you can also apply further detailed filters in some cases. In this example, the entry type **Certificate** has been selected. You can now apply further certificate related filters.

Filter criteria for entries

Product tree: All

Enter search term...

Product: 3RT2015-1AB01

Entry type: Certificate (31)

Date: From To

Certificate type: All

Certificate: All

Approval office: All

Certificate

- All
- ABS / American Bureau of Shipping (1)
- Type Examination (1)
- Confirmation (9)
- BV / Bureau Veritas (1)
- CCC (1)
- CSA (2)
- DNV / Det Norske Veritas (1)
- GL / Germanischer Lloyd (1)
- Household and similar appliances (2)
- LR (Lloyds Register) (1)
- PRS / Polski Rejestr Statkow (1)
- RINA / Registro Italiano Navale (1)
- RMRS / Russian Maritime Register (1)
- Special Test Certificate (2)
- Type Test Certificates/Test Report (1)
- UL (1)
- Environmental Confirmations (1)
- EC/EU-Declaration of Conformity (1)
- EAC (2)

3RT2015-1AB01
CONTACTOR, AC3:3KW 1NO AC24V 50/60HZ
CONTACTOR, AC-3, 3KW/400V, 1NO, AC 24V, 50/60 HZ, 3-POLE, SZ S00 SCREW TER

> Product details > CAx data > Technical data

Save filter | Load filter | email on update

Searching and Filtering

Filtering – additional functions

Support and Technical Assistance

Load filter

You can load a previously saved filter with this button.

Filter criteria for entries

Product tree: All

Enter search term...

Product: 3RT2015-1AB01

Entry type: All

Date: From To

> Search product

3RT2015-1AB01
CONTACTOR, AC3:3KW 1NO AC24V 50/60HZ
CONTACTOR, AC-3, 3KW/400V, 1NO, AC 24V, 50/60 HZ, 3-POLE, SZ S00 SCREW TERMINAL

> Product details > CAx data > Technical data

Clear all filters

Save filter | Load filter | email on update

Save filter

You can save the filter that you have just set. You need to be logged in to do this. Saving a filter enables you to load a search quickly.

Select email on update

The easiest way to find out whether updated documents are available is to receive notification via email. To use this function, you need to be registered and logged on.

Searching and Filtering

Filtering – Results

Support and Technical Assistance

Filter criteria for entries

Product tree: All

Enter search term...

Product: 3RT2015-1AB01

Entry type: Certificate (31)

Date: From To

Certificate type: All

Certificate: All

Approval office: All

Country: All

3RT2015-1AB01
CONTACTOR, AC3:3KW 1NO AC24V 50/60HZ
CONTACTOR, AC-3, 3KW/400V, 1NO, AC 24V, 50/60 HZ, 3-POLE, SZ S00 SCREW TERMINAL

Product details > CAx data > Technical data

31 Entries Filtered by '3RT2015-1AB01' and 'Certificate'

Entries per page: 20 | 50 | 100 |

Actions

Date descending

09/04/2015
ID: 30756083
☆☆☆☆☆ (0)

> Certificate Declaration of Conformity, EC/EU-Declaration of Conformity, Manufacturer
EC Declaration of Conformity 2961
For products: 3RT2, 3RH2, 3RA23, 3RA24, 3RH29 > All products

> Certificate General Product Approval, UL, UL
UL-Certificate 3RT2.1 20141105-E31519
For products: 3RT201, 3RT231, 3RT251, 3RT261 > All products

> Certificate General Product Approval, CSA, CSA
CSA Certificate 3RT2.1 165071-2227270
For products: 3RT201, 3RT231, 3RT251, 3RT261 > All products

> Certificate Confirmation, Manufacturer
Material Declaration ; IMO A0100
For products: 3RT2.1. > All products

> Certificate Test Certificates, Type Test Certificates/Test Report, Manufacturer
Test-Certificate 2999
For products: 3RT201, 3RT231, 3RT251, 3RA231... > All products

Open document

If you click on a result, the document is opened directly.

Open detailed view of entry

Click on **Details** in order to access the document in other languages, for example.

Declaration of Conformity, EC/EU-Declaration

Entry Associated product(s)

Certificate number: 2961

Certificate name: EC Declaration of Conformity

Certificate type: Declaration of Conformity

Certificate: EC/EU-Declaration of Conformity

Approval office: Manufacturer

Countries: Belgium, Denmark, Germany, Bulgaria, Estonia, Finland, Greece, Czech Republic, Hungary, Ireland, Latvia, Lithuania, Cyprus

Description/topic: 3RT2, 3RH2, 3RA23, 3RA24, 3RH29

Description / topic: EC Declaration of Conformity 2961

Display: Download (76 KB)



Personal workspace

Personal Workspace

Registration and login

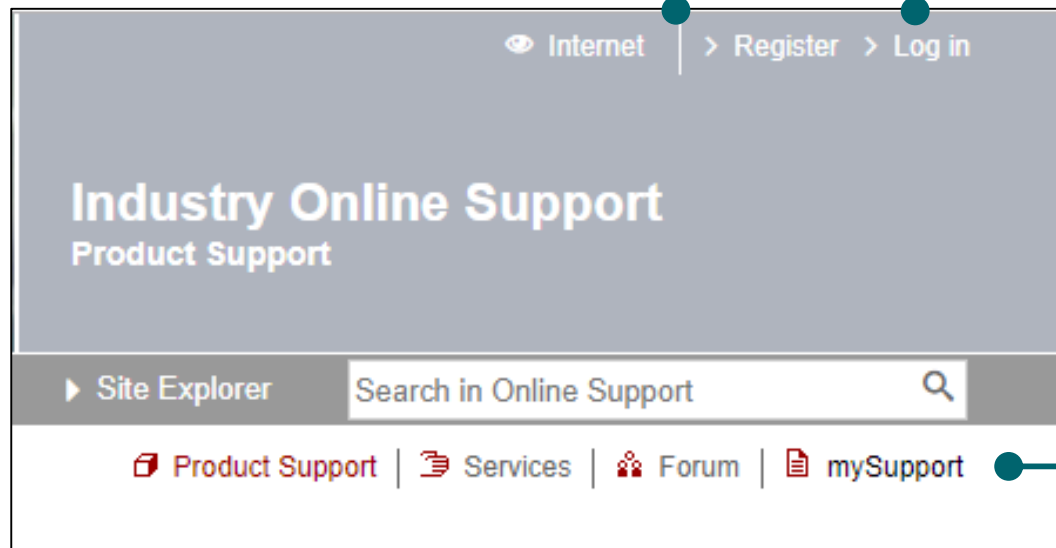
▶ Support and Technical Assistance

1. Registration

You need to register to have full use of all the available functions.
If you do not yet have a user account, click on the **Register** button at the top of the home page and follow the instructions.

2. Logging on

Log on with your username and password to get to the mySupport page.



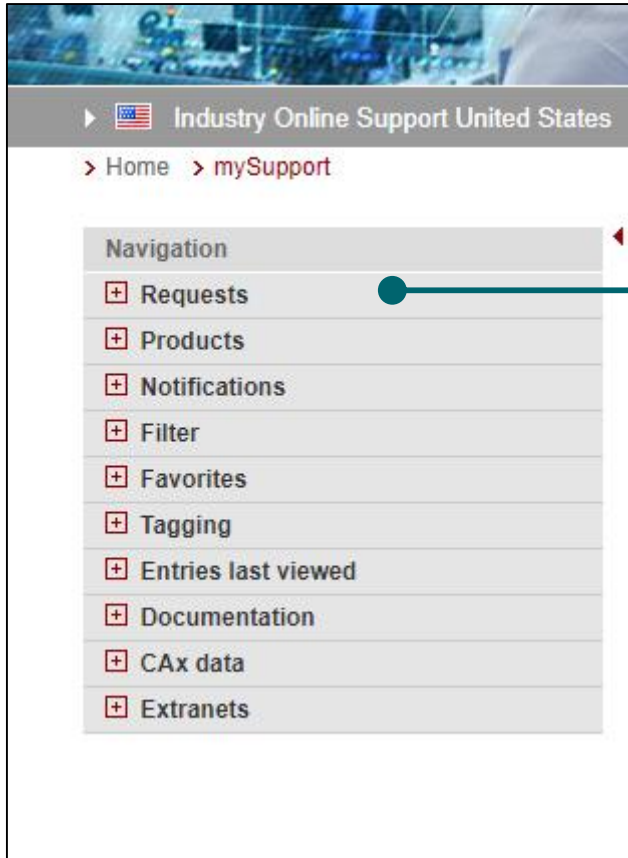
3. Open mySupport



Personal Workspace

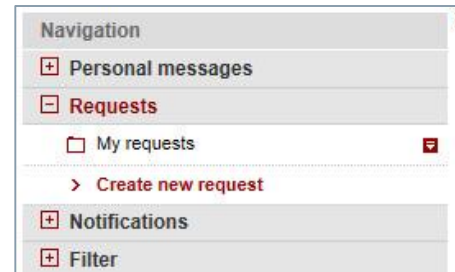
Create support request

▶ Support and Technical Assistance



Support requests

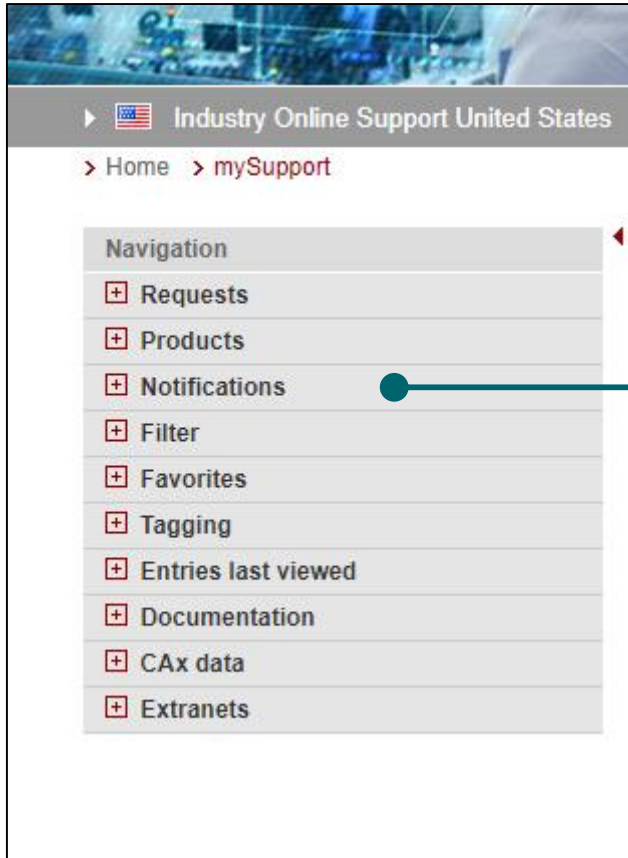
On this page you can create a support request to be sent to our technical support team. Use a support request if you cannot find any other solution to your problem in the portal. Generally speaking, you will receive a reply within 24 hours or one of our experts will contact you.



Personal Workspace

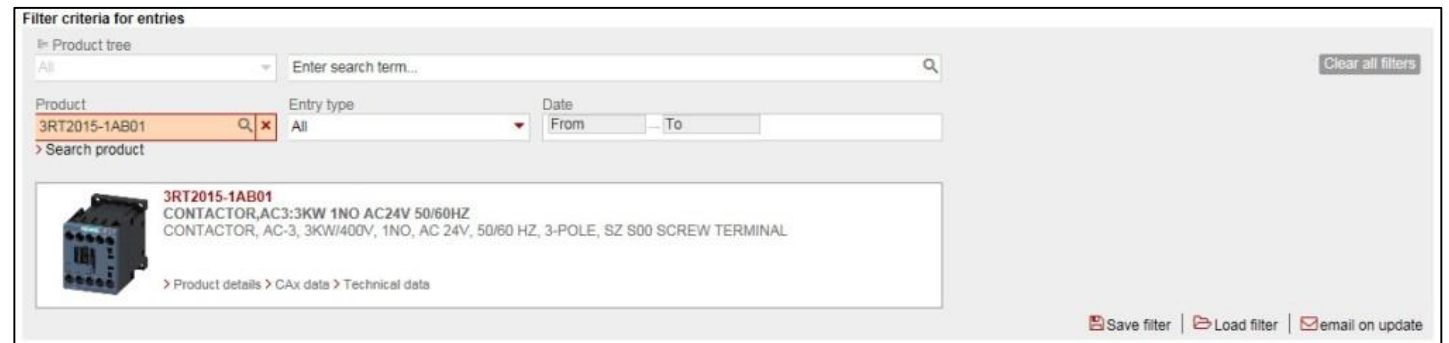
Your notifications

Support and Technical Assistance



Notifications

You can use this function to manage all the notifications that you have stored in the portal. In the example below, you can see stored filter notifications.



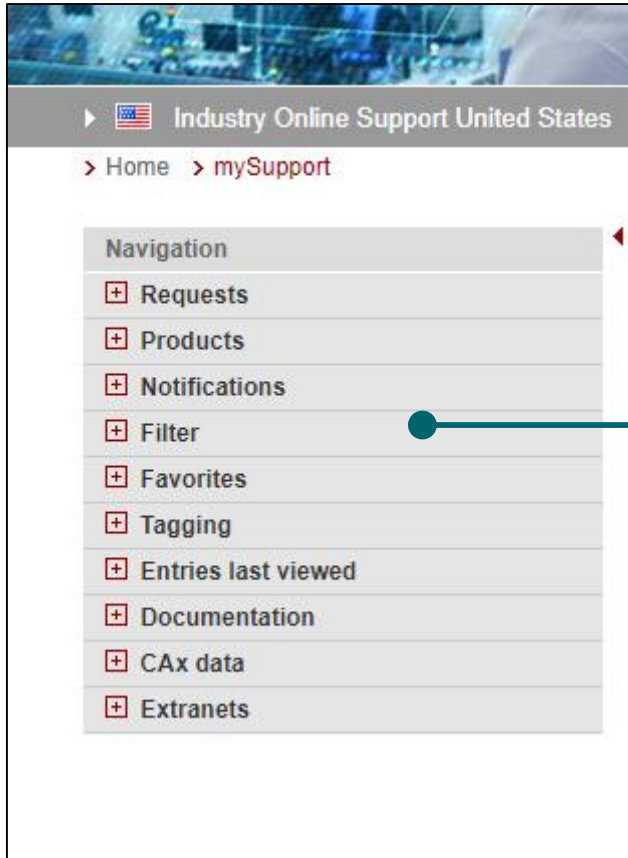
Email notification in the search filter



Personal Workspace

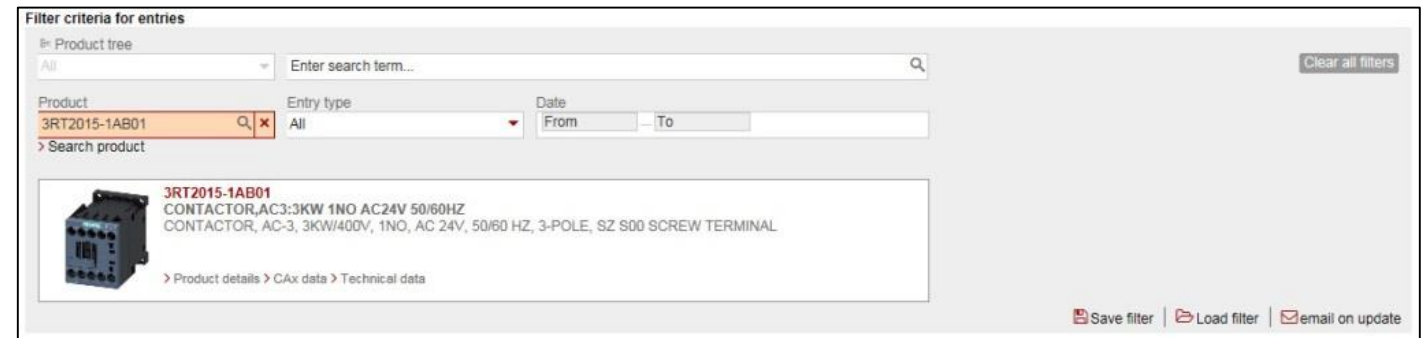
Open stored filters and searches

Support and Technical Assistance



Filter

On this page you can view and manage all stored filters.

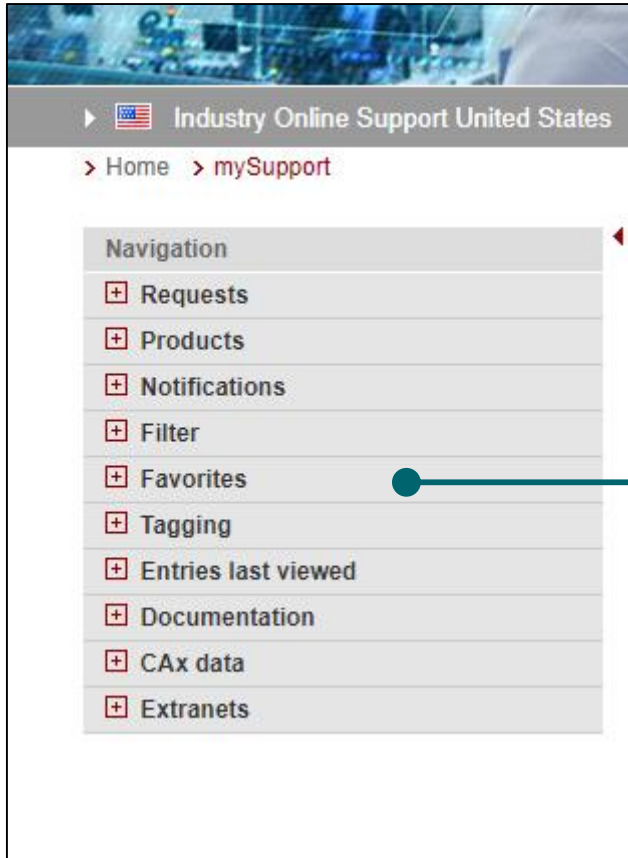


Load and save filters

Personal Workspace

Manage personal favorites

▶ Support and Technical Assistance



Favorites

You can add entries and documents to your favorites and access them directly on this page. The Favorites function gives you quick and easy access to important documents that you have specifically selected.



mySupport cockpit |

- > Favorites
- > Requests overview (0)
- > CAx downloads (5)
- > My Products / Clipboard (0)
- + Entries last viewed
- + My tags:

mySupport Cockpit

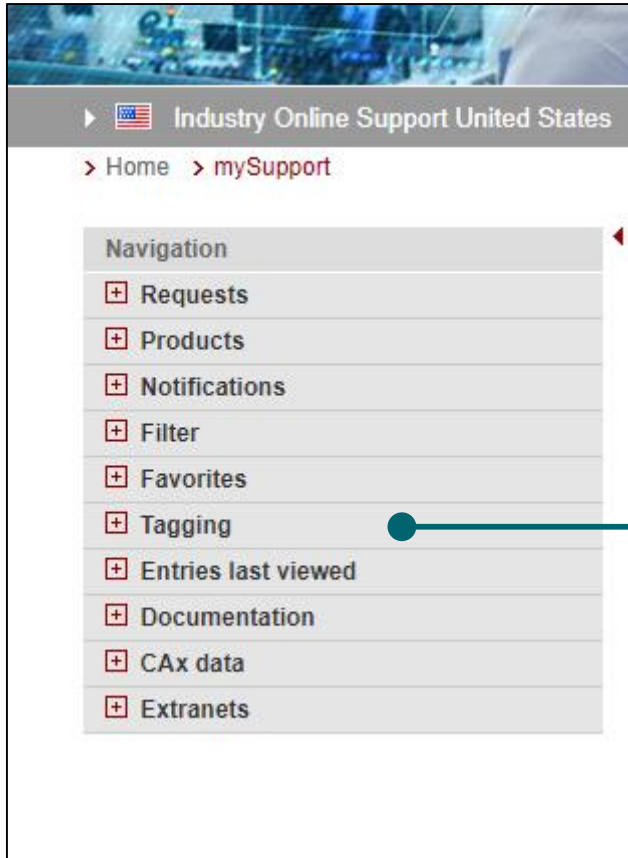
If you have opened an FAQ or a manual, you can add the entry to your favorites at any time by using the command in mySupport Cockpit on the right.



Personal Workspace

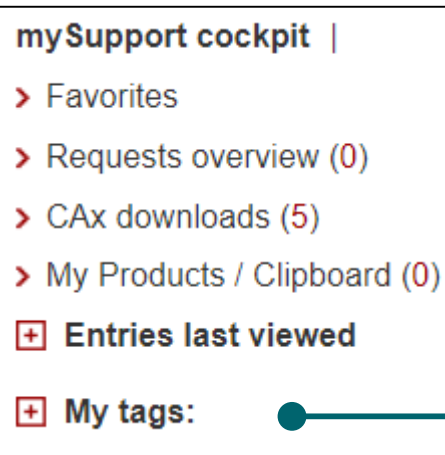
Manage keywords

▶ Support and Technical Assistance



Tagging / Your own keywords for entries

You can store keywords whenever you create a favorite entry. You can find these at any time under **mySupport Cockpit** on the right. Using tags will help you to find important documents quickly.



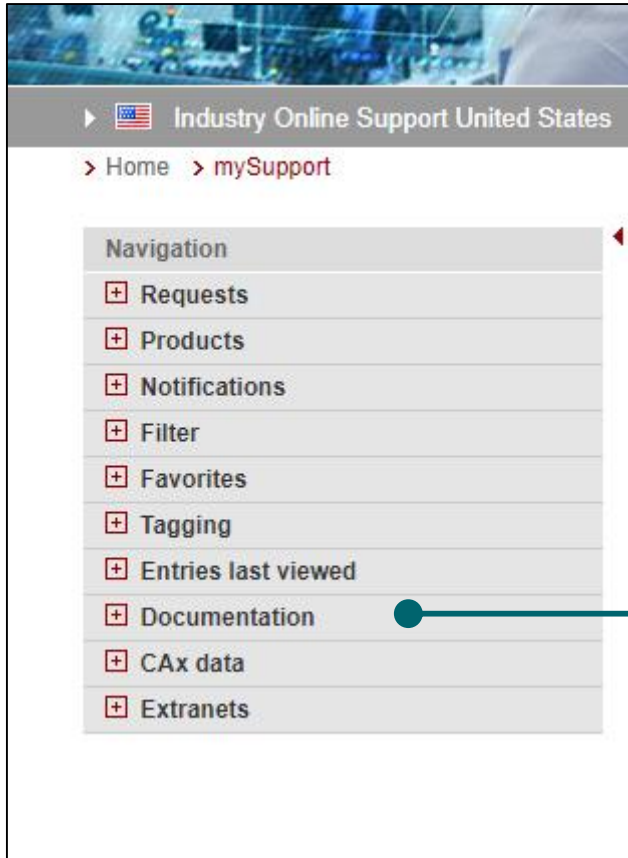
Your keywords



Personal Workspace

Compile your own manuals

▶ Support and Technical Assistance



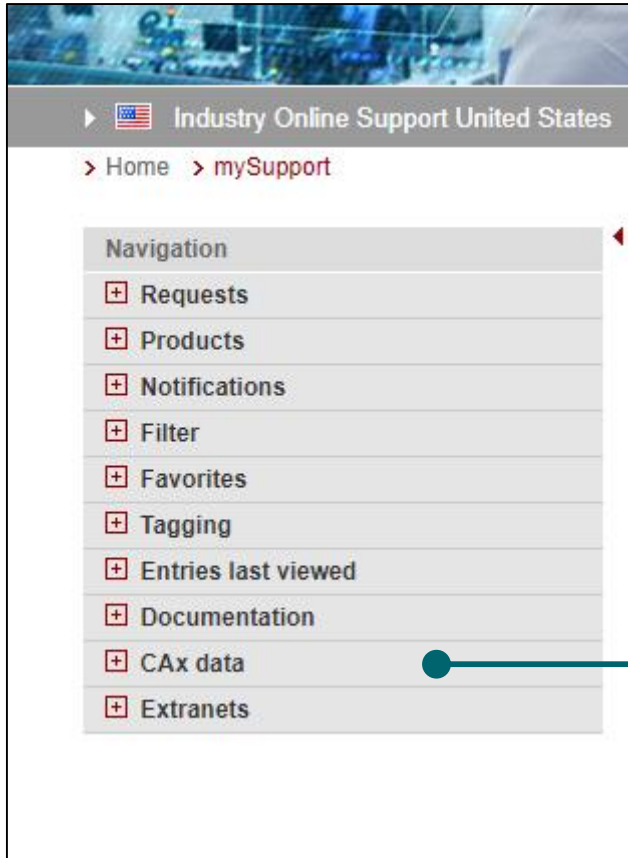
Compile your own manuals

This function enables you to manage manuals that you have compiled yourself. You can find detailed instructions [here](#).

Personal Workspace

Download CAX-Data

▶ Support and Technical Assistance



Download CAX-Data

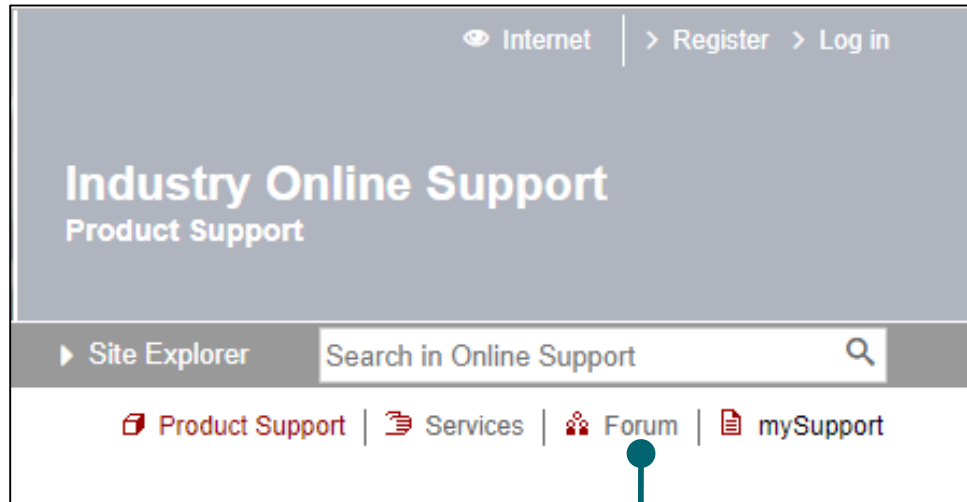
The CAX Download Manager allows you to download large volumes of CAD / CAE data, as well as documents such as manuals, certificates and data sheets. You can find detailed instructions [here](#).

Forum

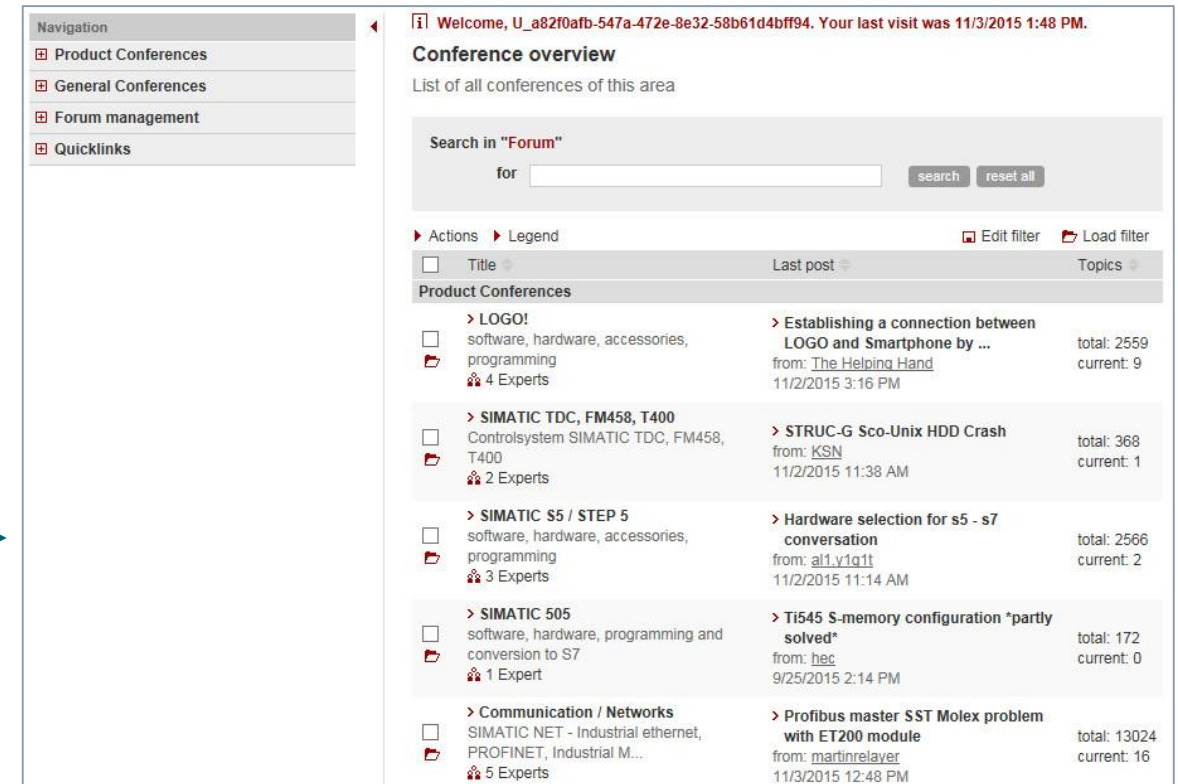
Forum Open



▶ Support and Technical Assistance



Open the forum

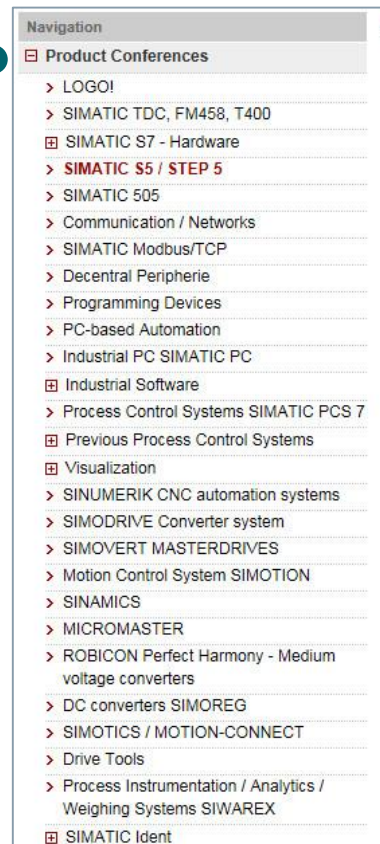


Forum Conferences

▶ Support and Technical Assistance

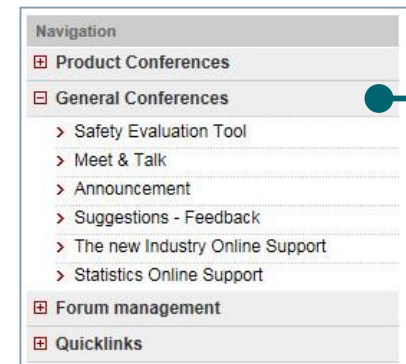
Product conferences

Look here for product-specific forums



General conferences

Here you will find forums on general subjects and tools.



Forum

Threads and topics



Support and Technical Assistance

Navigation

Product Conferences

> LOGO!

> SIMATIC TDC, FM458, T400

SIMATIC S7 - Hardware

> SIMATIC S5 / STEP 5

> SIMATIC 505

> Communication / Networks

> SIMATIC Modbus/TCP

> Decentral Peripherie

> Programming Devices

> PC-based Automation

> Industrial PC SIMATIC PC

SIMATIC Software

> Process Control Systems SIMATIC PCS 7

Previous Process Control Systems

Visualization

> SINUMERIK CNC automation systems

> SIMODRIVE Converter system

> SIMOVERT MASTERDRIVES

> Motion Control System SIMOTION

> SINAMICS

> MICROMASTER

> ROBICON Perfect Harmony - Medium voltage converters

> DC converters SIMOREG

> SIMOTICS / MOTION-CONNECT

> Drive Tools

> Process Instrumentation / Analytics / Weighing Systems SIWAREX

SIMATIC Ident

Low-Voltage Controls

> Low-Voltage Controls general

Industrial Controls

> Low-Voltage Power Distribution and Installation Technology

Industrial Controls

SIRIUS

Search in "Industrial Controls"

for

search

reset all

Actions

Legend

Experts

New topic

Edit filter

Load filter

613 Entries

Entries per page: 10 | 20 | 50

< | < 1 | 2 | 3 | 4 | 5 | ... > | >

Topic

Last post

Replies

Calls

Rating

Topics

> Problems with Sirius Motor Starter Contactors

from: LesPaul

11/2/2015 3:56 PM

1

128

(0)

> Soft-start is not warning

from: AutoGen_393680

11/2/2015 2:37 PM

1

55

(0)

> Sirius Motor Starter Contactors - 3RT

from: Min_Moderator

10/29/2015 6:53 PM

11

14484

(1)

> Softstarter 3RW44, Bus fault

from: cenkaya

10/28/2015 3:28 PM

4

678

(0)

> Sikostart 3rw22 question

from: panthripu

10/27/2015 2:22 PM

2

2526

(0)

> VARISTOR INTEGRATED IN 3RH2

from: U_2b21bf62-193b-432c-baab-0d9b70d7c95e

10/21/2015 9:36 PM

0

601

(0)

> Active Power KW - Simocode 3UF7

from: Berg

10/15/2015 10:03 AM

3

621

(0)

> 3rw44 feedback error problem

from: mr_Gun

10/13/2015 4:40 PM

0

70

(0)

Search for threads/topics

Open a thread from the list

Example

Industrial controls



Support and Technical Assistance

Open user profile

Here you can read the user profile of the author of an entry

The screenshot shows a forum thread titled "Problems with Sirius Motor Starter Contactors". The thread was created by a user (represented by a blacked-out name) at 10/29/2015 3:16 PM and has 1 reply. The thread contains 2 entries. The first entry, dated 10/29/2015 3:16 PM, describes a problem with Sirius Motor Starter Contactors (3RA6120-1BP32 and 3RA6120-1CP32) where the contactor does not close despite energizing the A1-A2 terminals. The user mentions they have all documentation and videos of the events and asks for help. The thread is marked as "Solved" with a green checkmark. A user profile overlay is open, showing the profile of the user who created the thread. The profile includes an avatar, global roles (Member), and user data (Pseudonym, Joined, Last visit, Last post, Posts, Rating). The Actions section for the profile includes: Add/remove user to filter, View topics of this user, Create suggestion for user, Send Personal Message, and Ignore user. The thread also shows a "Split from Sirius Motor Starter Contactors - 3RT" link and a "Last edited by: Min_Moderator at: 10/29/2015 6:53:22 PM" note. The thread is marked as "Solved" with a green checkmark.

Problems with Sirius Motor Starter Contactors
Created by: [redacted] at: 10/29/2015 3:16 PM (1 Replies)
Rating ☆☆☆☆☆ (0)
Thanks 0
Actions ✖ New post
2 Entries
10/29/2015 3:16 PM Rate ☆☆☆☆☆ (0)
[redacted]
We are experiencing problems with quite a few Sirius Motor Starter Contactors- 3RA6120-1BP32 -3RA6120-1CP32- just to name a few and this problem is on several different machines. we energizer the A1-A2 terminals for it to pull in the contactor and sometimes it just sits there. The power is applied to the coil terminals A1and A2 and voltage is good yet the contactor does not close. we 've tried pushing the reset button and still nothing. untimately we end up changing it out with a new unit to get up and going again. i have all documentation and videos of the events. any help would be appreciated.
Master E
Split from *Sirius Motor Starter Contactors - 3RT.*
Last edited by: Min_Moderator at: 10/29/2015 6:53:22 PM
New subject after splitting
Suggestion To thank Answer Quote

User profile: [redacted]
Avatar
User data
Pseudonym: [redacted]
Joined: 10/29/2015 2:47 PM
Last visit: 10/29/2015 4:05 PM
Last post: 10/29/2015 3:16 PM
Posts: 1
Rating: ☆☆☆☆☆ (0)
Global roles
Member
Actions
> Add/remove user to filter
> View topics of this user
> Create suggestion for user
> Send Personal Message
> Ignore user

Answers

You can answer the questions of other users and help them resolve a problem.



SIOS Tutorial Support

SIOS Tutorial Support

Online videos for quick reference (YouTube)



▶ Support and Technical Assistance



▶ Introduction to SIOS



▶ Product Support



▶ Service



▶ mySupport



▶ SIOS Mobile App





Download CAx data and documents

Select a topic



Cax Download Manager

With just a few clicks to the requested information

Cx Download Manager

With just a few clicks to the requested information

Download Cx-Data and Documents

What you need:

You need documents, CAE/CAD data or technical data for a list of Siemens part numbers.

What we offer: Cx Download Manager

Download product data, manuals, certificates, CAE and CAD data:

- Master data
- Product images, 3D models, dimension drawings
- Data sheets
- Certificates / approvals / declarations of conformity
- Characteristic curves
- Engineering data for CAD or CAE systems

Cx Download Manager

Cx – new download

1. Product numbers > 2. Select formats > 3. Select options > 4. Create Cx download

Cx data types

- ☐ 2D dimensional drawing (for NX, Solid Edge AutoCAD, etc.)
- ☐ 3D model (for NX, Solid Edge AutoCAD, etc.)
- ☐ Connection diagram (for COMOS, AutoCAD, etc.)
- ☐ Wiring diagram (for COMOS, AutoCAD, WSCAD, ELCAD, etc.)
- ☐ EPLAN electric P8 macros (edz exchange format) *
- ☐ Data sheet
- ☐ Manual / operating instructions
- ☐ Characteristic curve
- ☐ Certificate
- ☐ Product image
- ☐ Export product master data **

Note
Unfortunately, for technical reasons it cannot be guaranteed that all the data types selected by you are available for download. Thank you for your understanding.

* EPLAN EDZ tool is needed
** ECAD component standard, CSV/Excel, E*series

To Cx download manager Back Continue



Cx Download Manager

What can I download?

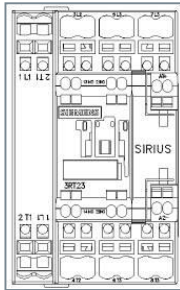
SIEMENS
Ingenuity for life

Download Cx-Data and Documents

Product photos

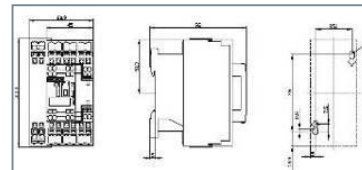


Wiring diagrams



Data sheets

2D dimension drawings




Commercial data

Produktübersicht				
Identifizierende Schlüsselnummer	EAN	Hersteller	Erzeugnisbeschreibung	
SRT10151A801	401103627484	Siemens AG	SCHLETZ AC-3, 30kV	
SRT10151A8011A40	401103643675	Siemens AG	SCHLETZ AC-3, 30kV	
SRT10151A8012V95	401103643585	Siemens AG	SCHLETZ AC-3, 30kV	
SRT10151A8012V98	401103643582	Siemens AG	SCHLETZ AC-3, 30kV	
SRT10151A8012V97	401103643488	Siemens AG	SCHLETZ AC-3, 30kV	
SRT10151A8012V96	401103643419	Siemens AG	SCHLETZ AC-3, 30kV	
SRT10151A8012V95	401103643278	Siemens AG	SCHLETZ AC-3, 30kV	
SRT10151A802	401103627481	Siemens AG	SCHLETZ AC-3, 30kV	
SRT10151A8021A40	401103643672	Siemens AG	SCHLETZ AC-3, 30kV	
SRT10151A8022V97	401103643615	Siemens AG	SCHLETZ AC-3, 30kV	
SRT10151A8022V98	401103643615	Siemens AG	SCHLETZ AC-3, 30kV	
SRT10151A8022V95	401103643615	Siemens AG	SCHLETZ AC-3, 30kV	
SRT10151A8021	401103643615	Siemens AG	SCHLETZ AC-3, 30kV	
SRT10151A801	401103638481	Siemens AG	SCHLETZ AC-3, 30kV	
SRT10151A802	401103638137	Siemens AG	SCHLETZ AC-3, 30kV	
SRT10151A801	401103627557	Siemens AG	SCHLETZ AC-3, 30kV	
SRT10151A8011A40	401103642882	Siemens AG	SCHLETZ AC-3, 30kV	
SRT10151A8012V98	401103642882	Siemens AG	SCHLETZ AC-3, 30kV	
SRT10151A8012V97	401103642882	Siemens AG	SCHLETZ AC-3, 30kV	
SRT10151A8012V95	401103642882	Siemens AG	SCHLETZ AC-3, 30kV	
SRT10151A8012V95	401103642882	Siemens AG	SCHLETZ AC-3, 30kV	

Manuals/ Operating instructions




3D models



EPLAN macros



Characteristic curves



Equipment circuit diagrams



Technical data

Erzeugnis-Nr.	Druck	Vorg.	Löschl.	L1	Preis	Einheit	Preis o. A.	Statt Meng.
3RB015-1N80	1000			55,00	1	ST		1
3RB015-1P80	1000			55,00	1	ST		1
3RB015-1R80	1000			55,00	1	ST		1
3RB015-1S80	1000			55,00	1	ST		1
3RB015-2N80	1000			60,00	1	ST		1
3RB015-2P80	1000			60,00	1	ST		1
3RB015-2R80	1000			60,00	1	ST		1
3RB015-2S80	1000			60,00	1	ST		1
3RB016-1N80	1000			55,00	1	ST		1
3RB016-1N80	1000			57,40	1	ST		1

Certificates



Cx Download Manager Login



Download Cx-Data and Documents

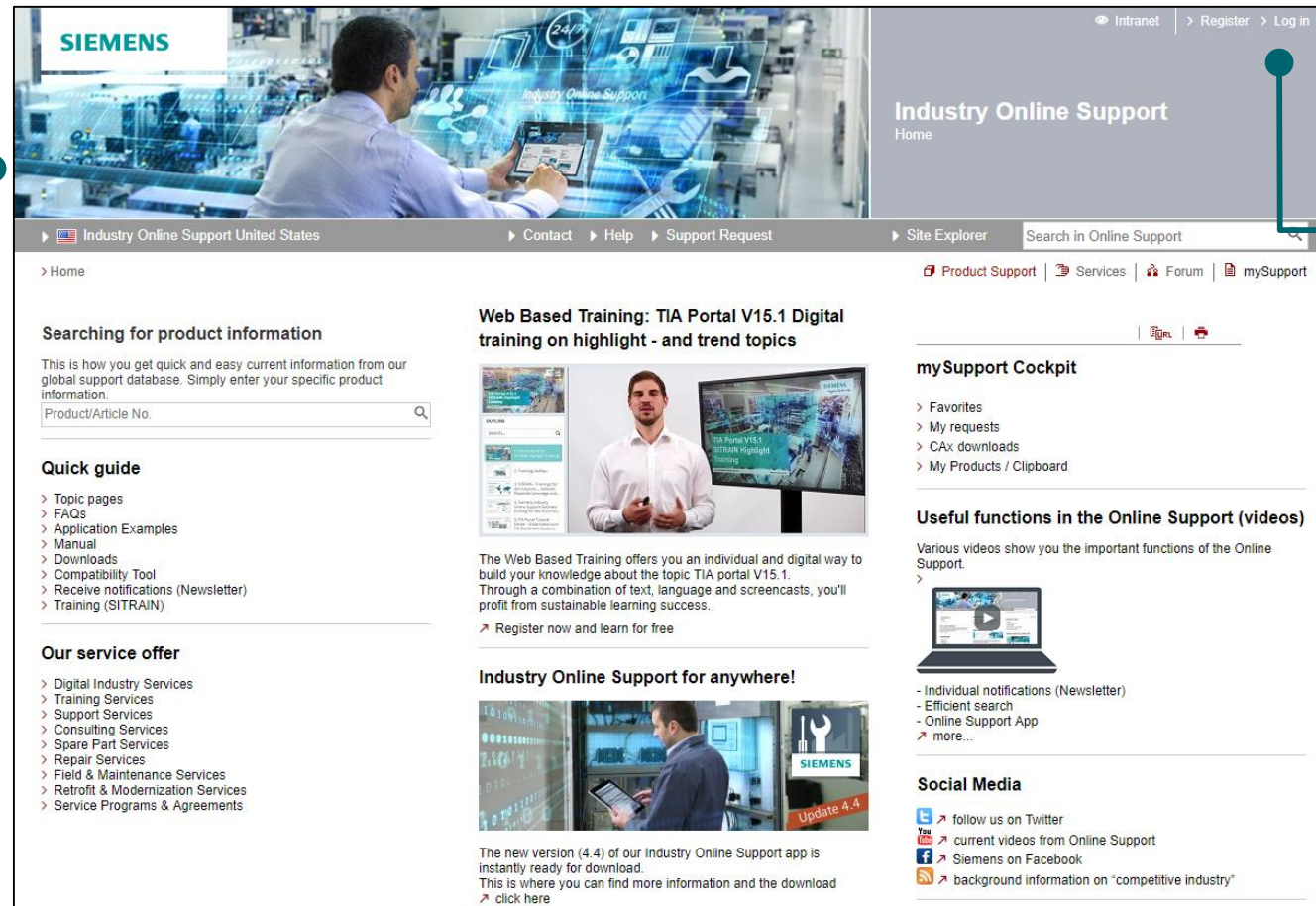
Open Siemens Industry Online Support

Open the Siemens Industry Online Support portal:

<https://support.industry.siemens.com/cs/start?lc=en-WW>

Log on to the portal

Log on to the portal with your user name and password.



Cx Download Manager

Select "mySupport"



Download Cx-Data and Documents

SIEMENS

Industry Online Support

Home

Industry Online Support United States

Contact Help Support Request

Site Explorer Search in Online Support

Product Support Services Forum mySupport

mySupport Cockpit

- Favorites
- My requests
- Cx downloads
- My Products / Clipboard

Useful functions in the Online Support (videos)

Various videos show you the important functions of the Online Support.

- Individual notifications (Newsletter)
- Efficient search
- Online Support App
- more...

Social Media

- follow us on Twitter
- current videos from Online Support
- Siemens on Facebook
- background information on "competitive industry"

Searching for product information

This is how you get quick and easy current information from our global support database. Simply enter your specific product information.

Product/Article No.

Quick guide

- Topic pages
- FAQs
- Application Examples
- Manual
- Downloads
- Compatibility Tool
- Receive notifications (Newsletter)
- Training (SITRAIN)

Our service offer

- Digital Industry Services
- Training Services
- Support Services
- Consulting Services
- Spare Part Services
- Repair Services
- Field & Maintenance Services
- Retrofit & Modernization Services
- Service Programs & Agreements

Web Based Training: TIA Portal V15.1 Digital training on highlight - and trend topics

The Web Based Training offers you an individual and digital way to build your knowledge about the topic TIA portal V15.1. Through a combination of text, language and screencasts, you'll profit from sustainable learning success.

Register now and learn for free

Industry Online Support for anywhere!

The new version (4.4) of our Industry Online Support app is instantly ready for download. This is where you can find more information and the download

click here

Select "Cx Downloads"



Cx Download Manager

Set up new Cx download

Download Cx-Data and Documents

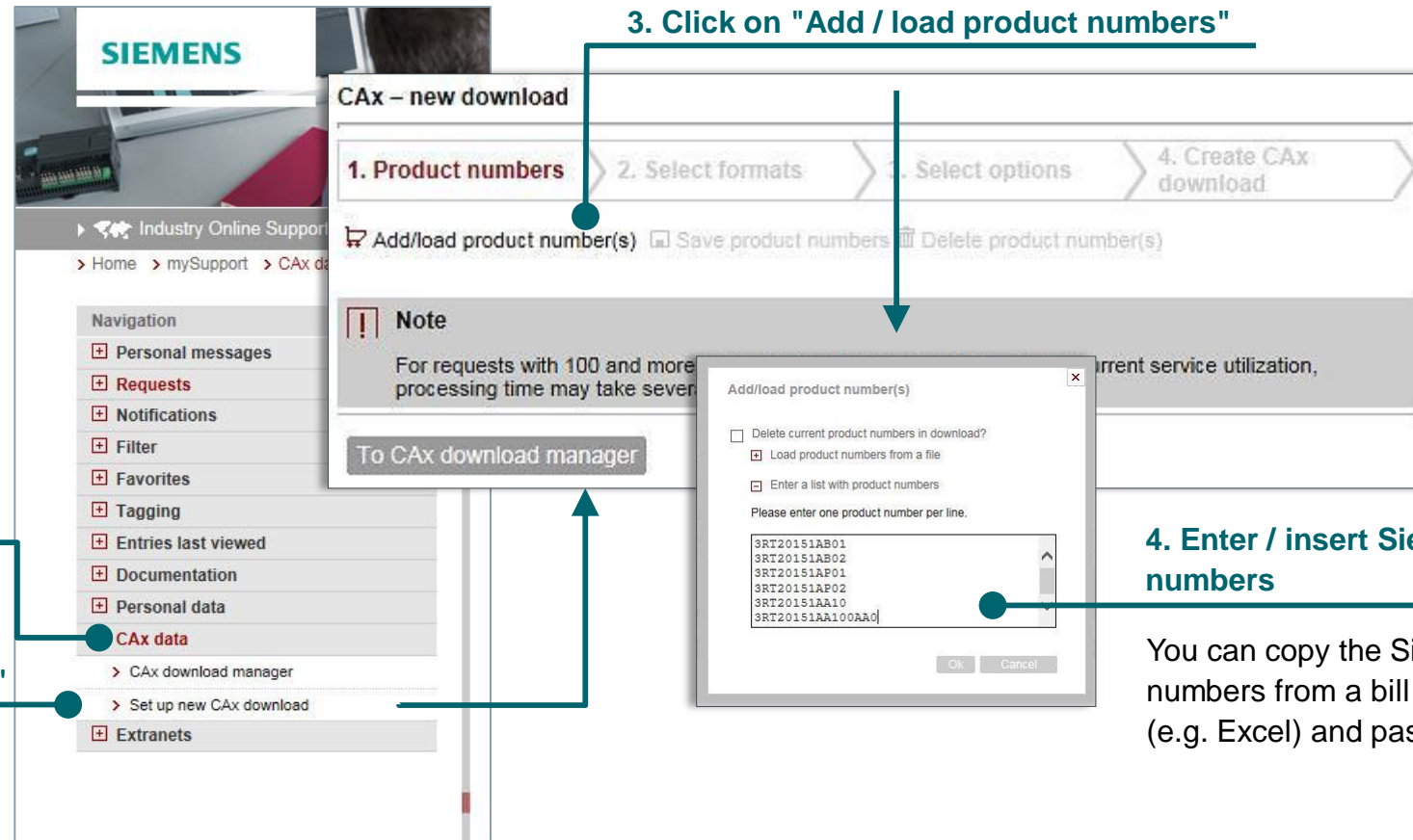
1. Click on "Cx data"

2. Click on "Set up new Cx download"

3. Click on "Add / load product numbers"

4. Enter / insert Siemens part numbers

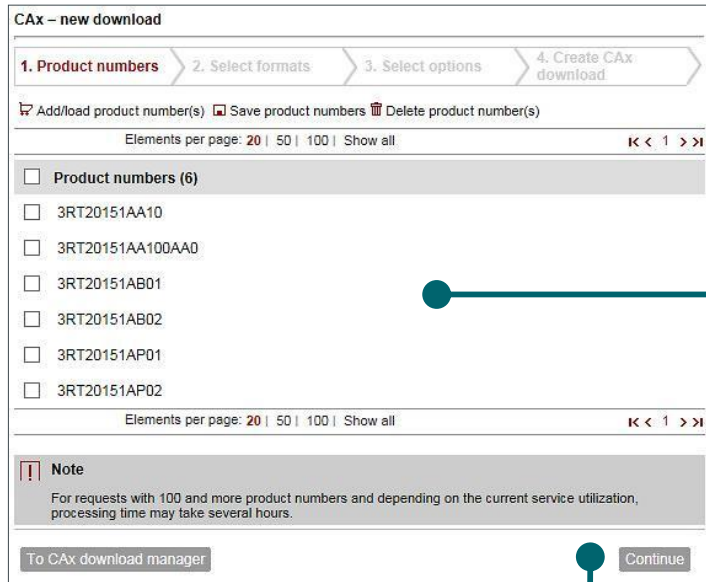
You can copy the Siemens part numbers from a bill of materials (e.g. Excel) and paste them in.



Cx Download Manager

Select part numbers and data types

Download Cx-Data and Documents



Cx - new download

1. Product numbers > 2. Select formats > 3. Select options > 4. Create Cx download

Add/load product number(s) Save product numbers Delete product number(s)

Elements per page: 20 | 50 | 100 | Show all

Product numbers (6)

- ☐ 3RT20151AA10
- ☐ 3RT20151AA100AA0
- ☐ 3RT20151AB01
- ☐ 3RT20151AB02
- ☐ 3RT20151AP01
- ☐ 3RT20151AP02

Elements per page: 20 | 50 | 100 | Show all

Note

For requests with 100 and more product numbers and depending on the current service utilization, processing time may take several hours.

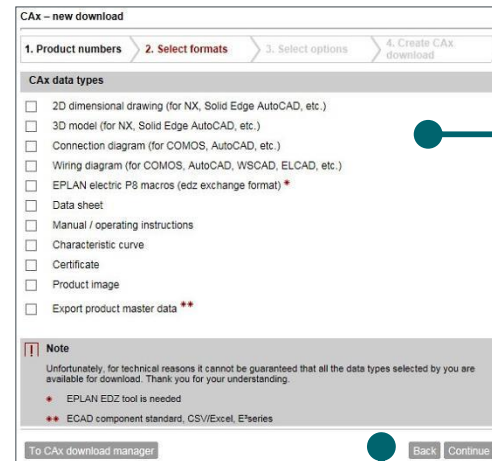
To Cx download manager Continue

1. part numbers in shopping cart

The part numbers are now in the shopping cart.

2. Click on "Continue"

Click on **Continue** to go to the next page.



Cx - new download

1. Product numbers > 2. Select formats > 3. Select options > 4. Create Cx download

Cx data types

- ☐ 2D dimensional drawing (for NX, Solid Edge AutoCAD, etc.)
- ☐ 3D model (for NX, Solid Edge AutoCAD, etc.)
- ☐ Connection diagram (for COMOS, AutoCAD, etc.)
- ☐ Wiring diagram (for COMOS, AutoCAD, WSCAD, ELCAD, etc.)
- ☐ EPLAN electric P8 macros (edz exchange format) *
- ☐ Data sheet
- ☐ Manual / operating instructions
- ☐ Characteristic curve
- ☐ Certificate
- ☐ Product image
- ☐ Export product master data **

Note

Unfortunately, for technical reasons it cannot be guaranteed that all the data types selected by you are available for download. Thank you for your understanding.

* EPLAN EDZ tool is needed

** ECAD component standard, CSV/Excel, E'series

To Cx download manager Back Continue

3. Select data types

From this list select the data types that you wish to download. The following data types are available for selection:

- 2D dimension drawing
- 3D model
- Connection diagram
- Wiring diagram
- EPLAN electric P8 macro
- Data sheet
- Manual / Operating instructions
- Characteristic curve
- Certificates
- Product image
- Product master data

4. Click on "Continue"

Click on **Continue** to go to the next page.



Cx Download Manager

Select language and characteristic curve type

Download Cx-Data and Documents

1. Product numbers 2. Select formats 3. Select options 4. Create Cx download

Product master data

Language for technical data

☒ German ☐ Spanish ☐ English ☐ French

File format

☒ Microsoft Excel 97-2003 (*.xls) ☐ Comma Separated Value (*.csv)

Options for additional Cx data types

Manual/operating instructions

Language

☐ Select all

☒ German ☐ Spanish ☐ Italian ☐ Portuguese ☐ Turkish ☐ English ☐ French ☐ Dutch ☐ Russian ☐ Chinese

Curve

Characteristic curve type

☒ Select all

☒ Tripping characteristic ☒ Current limiting characteristic ☒ Time/current characteristics ☒ Arc voltage characteristic ☒ I²t characteristics ☒ Others ☒ Let-through characteristics ☒ Correction factor I²t

Certificate

► Select the desired certificates.

1. Language and format for technical data

In the **Product master data** section, you can select the language and the export format of the commercial and technical data.

*** Note that language will default to German; ensure you select English**

2. Language for data sheets and manuals / operating instructions

In the **Data sheet** and **Manuals / operating instructions** sections, you can choose between 10 different languages.

3. Characteristic curve type

In the **Characteristic curve** section, choose the type of characteristics that you wish to export.



Cx Download Manager

Select certificates

Download Cx-Data and Documents

1. Product numbers 2. Select formats 3. Select options 4. Create Cx download

Product master data

Language for technical data

☒ German ☐ English
☐ Spanish ☐ French

File format

☒ Microsoft Excel 97-2003 (*.xls) ☐ Comma Separated Value (*.csv)

Options for additional Cx data types

Manual/operating instructions

Language

☐ **Select all**
☒ German ☐ English
☐ Spanish ☐ French
☐ Italian ☐ Dutch
☐ Portuguese ☐ Russian
☐ Turkish ☐ Chinese

Curve

Characteristic curve type

☒ **Select all**
☒ Tripping characteristic ☒ I²t characteristics
☒ Current limiting characteristic ☒ Others
☒ Time/current characteristics ☒ Let-through characteristics
☒ Arc voltage characteristic ☒ Correction factor I²t

Certificate

▶ Select the desired certificates.

Select certificates

☐ General Product Approval

☐ **Select all**

<input type="checkbox"/> BBU-SEP	<input type="checkbox"/> CB-Testreport
<input type="checkbox"/> CCA-Test Report	<input type="checkbox"/> CCC
<input type="checkbox"/> CEBEC	<input type="checkbox"/> CSA
<input type="checkbox"/> TUEV	<input type="checkbox"/> DEMKO
<input type="checkbox"/> EZU	<input type="checkbox"/> FM
<input type="checkbox"/> GOST	<input type="checkbox"/> IMQ

☒ EMC

☒ For use in hazardous locations

☒ Functional Safety/Safety of Machinery

☒ Radio Equipment Type Approval Certificate

☒ Declaration of Conformity

☒ Test Certificates

☒ Shipping Approval

☒ other

☒ Food, Pharmaceutical, Medical

Ok Cancel

Select certificates

Click on **Select certificates** in order to select the certificates that you need.

Cx Download Manager

Download

Download Cx-Data and Documents

Cx – new download

1. Product numbers > 2. Select formats > 3. Select options > 4. Create Cx download

Cx download

Your selected export options

Estimated download size	0.89 MByte
Number of product numbers	6
Export format for product master data	Excel/CSV Export (German)
File format for reference lists	CSV
Additional Cx data types	<div>2D dimensional drawing</div> <div>3D model</div> <div>Connection diagram</div> <div>Unit wiring diagram</div> <div>EPLAN electric P8 macro</div> <div>Data sheet (German)</div> <div>Manual/operating instructions (German)</div> <div>Curve (Tripping characteristic, I_t characteristics, Current limiting characteristic, Others, Time/current characteristics, Let-through characteristics, Arc voltage characteristic, Correction factor I_t)</div> <div>Certificate</div>

[To Cx download manager](#) [Back](#) [Create Cx download](#)

1. Enter a name for the download

2. Click on "Create Cx download"

Cx Download Manager

Download

Download Cx-Data and Documents

1. The download is now being compiled

The Cx Download Manager is now compiling all the documents that you have requested. This may take minutes or several hours depending on the number of parts and data types that you have selected.

2. Download compilation in progress

If the status **Processing** is displayed, the system has already started to create the download.

3. Compilation of the download is complete

If the status **Completed** is displayed, the data is ready for downloading. To do this, click on **Download**.

Important:
You can close the browser if you want to. You will receive an email when the download is ready.

Download name	Created on	Status
<input type="checkbox"/> E3-Series	11/4/2015, 10:39 AM	waiting
3RT20151AB01 3RT20151AB02 3RT20151AP01 3RT20151AP02 3RV20210AA10 3SU10500AA100AA0	Excel/CSV Export 5 additional Cx data types - 2D dimensional drawing (for NX, Solid Edge AutoCAD, etc.) - 3D model (for NX, Solid Edge AutoCAD, etc.) - Connection diagram (for COMOS, AutoCAD, etc.) - Data sheet - Wiring diagram (for COMOS,	

Download name	Created on	Status
<input type="checkbox"/> E3-Series	11/4/2015, 10:39 AM	in process
3RT20151AB01 3RT20151AB02 3RT20151AP01 3RT20151AP02 3RV20210AA10 3SU10500AA100AA0	Excel/CSV Export 5 additional Cx data types - 2D dimensional drawing (for NX, Solid Edge AutoCAD, etc.) - 3D model (for NX, Solid Edge AutoCAD, etc.) - Connection diagram (for COMOS, AutoCAD, etc.) - Data sheet - Wiring diagram (for COMOS,	

Download name	Created on	Status
<input type="checkbox"/> E3-Series	11/4/2015, 10:39 AM	Completed
3RT20151AB01 3RT20151AB02 3RT20151AP01 3RT20151AP02 3RV20210AA10 3SU10500AA100AA0	Excel/CSV Export 5 additional Cx data types - 2D dimensional drawing (for NX, Solid Edge AutoCAD, etc.) - 3D model (for NX, Solid Edge AutoCAD, etc.) - Connection diagram (for COMOS, AutoCAD, etc.) - Data sheet - Wiring diagram (for COMOS,	Download Available until: 12/4/2015 Create new



▶ Download CAX-Data and Documents



? What do I do with the download?

1. The download is a zip-compressed folder that you need to save to your hard disk.
2. Unzip the compressed file in a folder on your hard disk.
3. For each of the data types you selected, you will find a subfolder containing the relevant data.

? Why do the subdirectories contain Excel files?

1. Each folder (e.g. for 3D models) contains an Excel/CSV file.
2. This Excel table indicates which 3D model belongs to which part.
3. The same principle is applied to virtually all other data types.
4. You can use the Excel tables (or "Referencing lists") in order to import the 3D models into your engineering system, for example. Virtually all modern systems can read in files via referencing systems. Refer to the help for your CAE/CAD system for further information if required.





Compile your own manuals

Select a topic



- ▶ **MyDocumentationManager (MDM)**
Download, compile and collect manuals
- ▶ **Open MDM**
The entry into MyDocumentationManager
- ▶ **Prepare a personal manual library**
Set up folder for individual manuals
- ▶ **Collect manuals**
Search for and find the requested information
- ▶ **Compile your own manual**
Compile the collected information
- ▶ **Download your own manual**
Export the compiled information in a manual

My Documentation Manager (MDM)

My Documentation Manager (MDM)

Collect, compile and download manuals

▶ Compile individual manuals

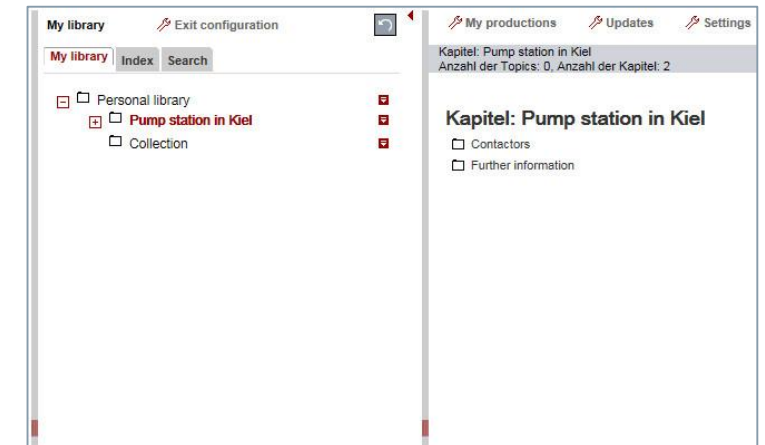
What you need:

You need to enclose manuals, data sheets and certificates with your plant documentation.

What we offer: MyDocumentationManager

- Freely compile and structure manuals using drag and drop
- Further processing of manuals is made easy thanks to a selection of export formats (PDF, XML, RTF)
- Automatic translation into the desired language
- Always up-to-date with the Update function

My Document Manager



Open MDM

My Documentation Manager (MDM)

The entry into My Documentation Manager

SIEMENS
Ingenuity for life

► Compile individual manuals

Open Siemens Industry Online Support

Open the Siemens Industry Online Support portal:

<https://support.industry.siemens.com/My/us/en/documentation>

The screenshot shows the Siemens Industry Online Support portal. At the top, there's a header with the Siemens logo and navigation links like 'Intranet', 'Register', and 'Log in'. Below the header, there's a main navigation bar with links for 'Contact', 'Help', 'Support Request', 'Site Explorer', and a search bar. The main content area is divided into several sections: 'Searching for product information' with a search bar, 'Quick guide' with a list of links, 'Our service offer' with a list of services, 'Web Based Training: TIA Portal V15.1 Digital training on highlight - and trend topics' with a video player, 'Industry Online Support for anywhere!' with a video player, 'mySupport Cockpit' with a list of links, 'Useful functions in the Online Support (videos)' with a video player, and 'Social Media' with links to various social media platforms.

Log on to the portal

Log on to the portal with your user name and password.



My Documentation Manager (MDM)

The entry into My Documentation Manager

▶ Compile individual manuals

SIEMENS

Industry Online Support

Home

▶ Intranet ▶ Register ▶ Log in

▶ Industry Online Support United States ▶ Contact ▶ Help ▶ Support Request ▶ Site Explorer Search in Online Support

> Home

Searching for product information

This is how you get quick and easy current information from our global support database. Simply enter your specific product information.

Product/Article No.

Quick guide

- > Topic pages
- > FAQs
- > Application Examples
- > Manual
- > Downloads
- > Compatibility Tool
- > Receive notifications (Newsletter)
- > Training (SITRAIN)

Our service offer

- > Digital Industry Services
- > Training Services
- > Support Services
- > Consulting Services
- > Spare Part Services
- > Repair Services
- > Field & Maintenance Services
- > Retrofit & Modernization Services
- > Service Programs & Agreements

Web Based Training: TIA Portal V15.1 Digital training on highlight - and trend topics

The Web Based Training offers you an individual and digital way to build your knowledge about the topic TIA portal V15.1. Through a combination of text, language and screencasts, you'll profit from sustainable learning success.

➔ Register now and learn for free

Industry Online Support for anywhere!

The new version (4.4) of our Industry Online Support app is instantly ready for download. This is where you can find more information and the download

➔ click here

mySupport Cockpit

- > Favorites
- > My requests
- > CAx downloads
- > My Products / Clipboard

Useful functions in the Online Support (videos)

Various videos show you the important functions of the Online Support.

- >
- Individual notifications (Newsletter)
- Efficient search
- Online Support App
- ➔ more...

Social Media

- ➔ follow us on Twitter
- ➔ current videos from Online Support
- ➔ Siemens on Facebook
- ➔ background information on "competitive industry"

Select "mySupport"



My Documentation Manager (MDM)

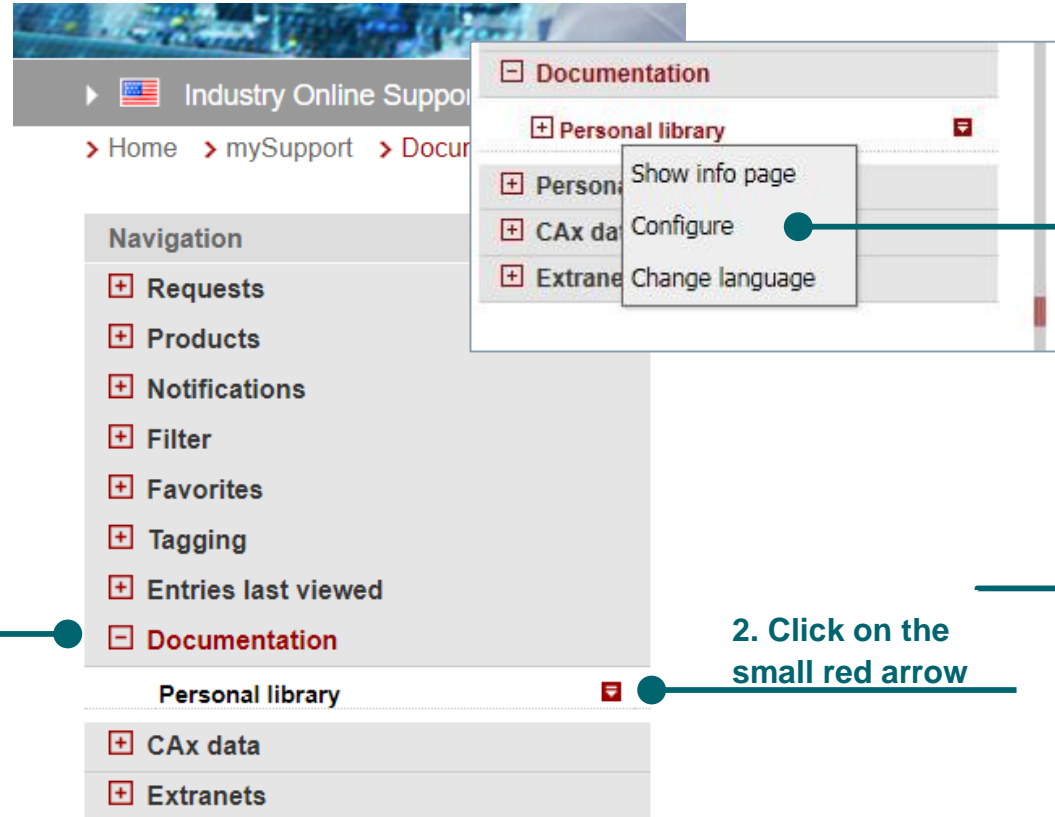
The entry into My Documentation Manager

▶ Compile individual manuals

1. Click on "Documentation"

2. Click on the
small red arrow

3. Select "Configure"

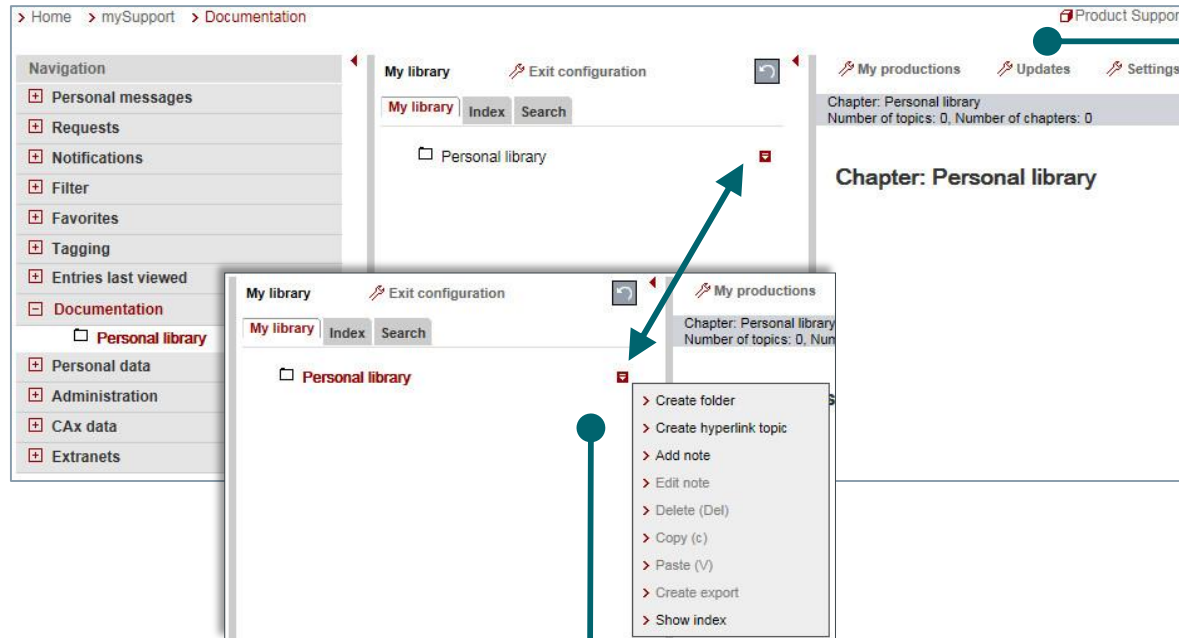


Prepare a personal library

Prepare a Personal Library

Set up folder for individual manuals

▶ Compile individual manuals



1. Create a new parent folder

Click on the red arrow and then on **Create folder**.

Prepare a personal library

Your personal library will now be displayed. You can set up a new folder in this library. Each folder corresponds to a manual that you have created yourself.

Tip:

You will find the compilation process easier if you set up a "parent folder" in which you can collect all the manuals you need before you start to compile your own manual.



2. Enter a name for the parent folder

Enter a name for the parent folder



Collect manuals

Collect Manuals

Search and find the required information

▶ Compile individual manuals

1. Search for manuals or operating instructions

Now start your search for manuals or operating instructions. Please refer to chapter:
[Support Portal – Searching and filtering](#)

2. Select a manual

Select the manuals you require by checking the box in front of the entry.

Important:

Some manuals may only be available in PDF format. Manuals in PDF format cannot be used in MyDocumentationManager.

Filter criteria for entries

Product tree: All | soft starter

Product: All | Search product

Entry type: Manual (172)

Manual type: All

Manual languages: All

172 Entries Filtered by 'soft starter' and 'Manual'

Entries per page: 20 | 50 | 100

Actions | Relevance

<input checked="" type="checkbox"/>	> Manual Programming and Operating Manual for the 'PCS 7 Soft Starter 3RW44 V6.2 / V7.1' and '3RW44 Soft Starter PCS 7 Library V8 Migration V8.0+SP2' block libraries	07/10/2015 ID: 41856585 ☆☆☆☆☆ (0)
	Programming and Operating Manual	
	For products: 3ZS1633-2XX00-0YB0, 3ZS1633-1XX10-0YE0, ... > All products	
	Manual languages Deutsch , English ,	
	+ Versions of this manual	
<input checked="" type="checkbox"/>	> Manual Getting Started for the 'PCS 7 Soft Starter 3RW44 V6.2 / V7.1' and '3RW44 Soft Starter PCS 7 Library V8 Migration V8.0+SP2' block libraries	06/08/2015 ID: 41856498 ☆☆☆☆☆ (0)
	Getting Started	
	For products: 3ZS1633-2XX00-0YB0, 3ZS1633-1XX10-0YE0, ... > All products	
	Manual languages Deutsch , English ,	
	+ Versions of this manual	
<input type="checkbox"/>	> Manual Manual for SIRIUS 3RW30 / 3RW40 soft starters	03/13/2014 ID: 38752095 ★★★★☆ (0)
	03/2014, Manual, NEB535199502000/RS-AA/004, 3ZX1012-0RW30-1AC1	
	For products: 3RW4046-1BB15, 3RW4075-2BB44, ... > All products	
	Manual languages Deutsch , English , français , español , русский , Português ,	
	+ Versions of this manual	



Collect Manuals

Search and find the required information

▶ Compile individual manuals

The screenshot shows the Siemens manual search interface. At the top, there's a 'Filter criteria for entries' section with dropdowns for 'Product tree' (set to 'All'), 'Entry type' (set to 'Manual (172)'), 'Date' (From/To), 'Manual type' (set to 'All'), and 'Manual languages' (set to 'All'). Below this, a list of 172 entries is shown, filtered by 'soft starter' and 'Manual'. The first entry is highlighted in red. A context menu is open over this entry, showing options like 'Add to mySupport favorites' and 'Add to mySupport documentation'. A dialog box titled 'Save documentation in mySupport' is also open, showing a tree structure with 'Personal library' and 'Master folder' selected. The 'Master folder' is highlighted in red. The 'OK' button is visible at the bottom of the dialog.

Filter criteria for entries

Product tree: All

Entry type: Manual (172)

Date: From To

Manual type: All

Manual languages: All

172 Entries Filtered by 'soft starter' and 'Manual'

Entries per page: 20 | 50 | 100

Actions

Relevance

Save documentation in mySupport

Title of entry

Select target folder in mySupport

Personal library

Master folder

OK Cancel

1. Click on Actions

2. Select "Add to mySupport documentation"

Click on the menu item. A dialog is displayed in which you can select the parent folder.

3. First select your parent folder

Select your parent folder. The currently selected entry is always highlighted in red.

4. Confirm with "OK"

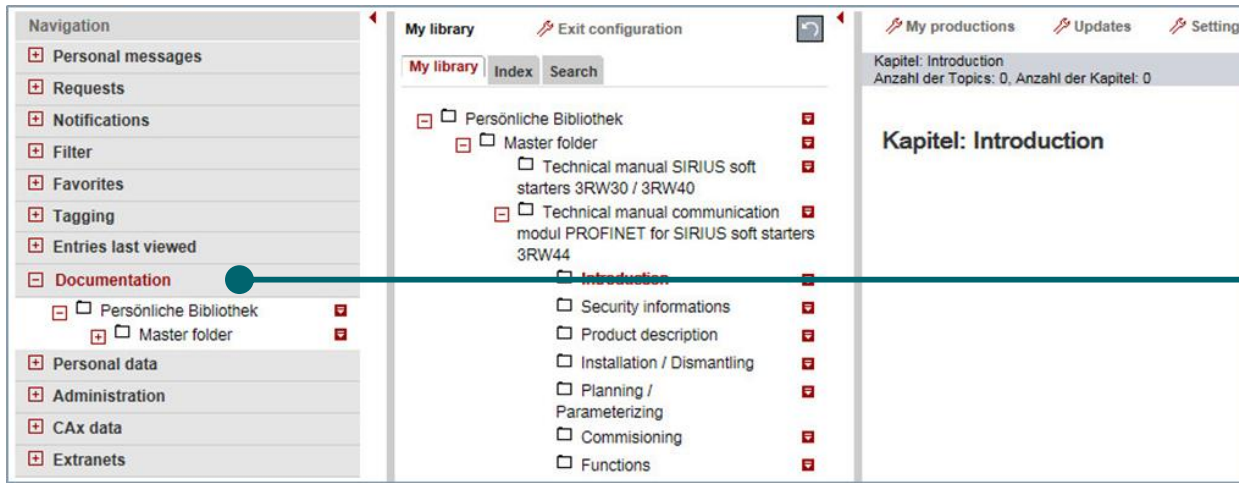
Then either return to mySupport documentation, or continue searching in the portal for further documents that you wish to incorporate in your own documentation.



Collect Manuals

Search and find the required information

▶ Compile individual manuals



Select "Documentation"

Now return to the **Documentation** page and [continue configuring your own personal library](#). The documents you have collected are now displayed in your parent folder and you can navigate through individual chapters. The content of the chapter is displayed on the right.

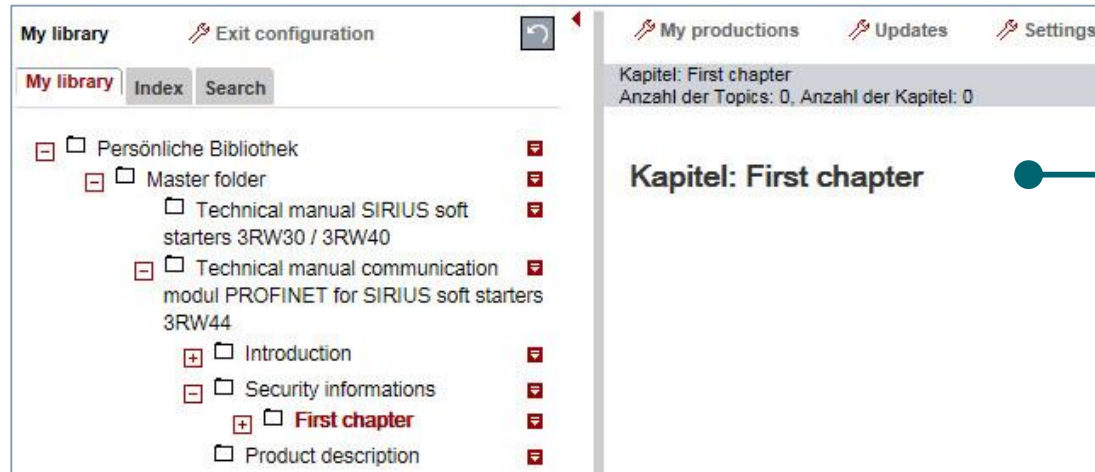


Compile your own manual

Compile Your Own Manual

Compile the collected information

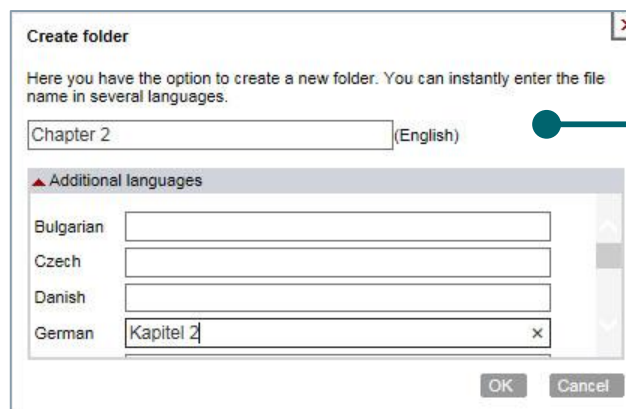
▶ Compile individual manuals



Create your own manual and structure

Now set up a new folder. This will become your own manual.

You can create as many folders and subfolders as you wish. In this way, you can freely create a structure for your manual.



Moving folders and multiple languages

You can move and rearrange folders via drag & drop with the mouse.

If you want the manual to be available in **another language**, you can specify **further languages** when you enter the folder name. English or Spanish for example.



Compile Your Own Manual

Compile the collected information

▶ Compile individual manuals

1. Mark the source chapter

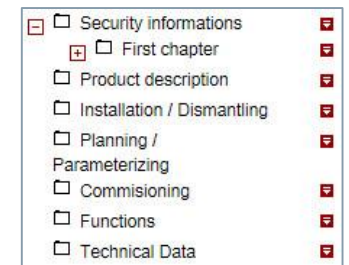
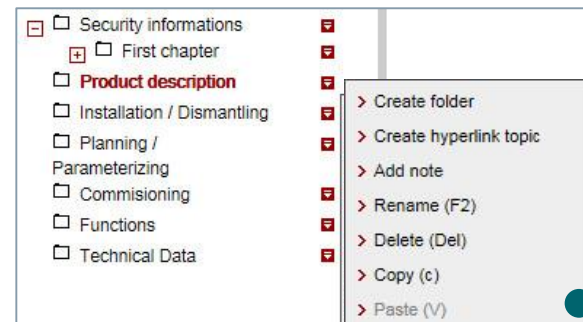
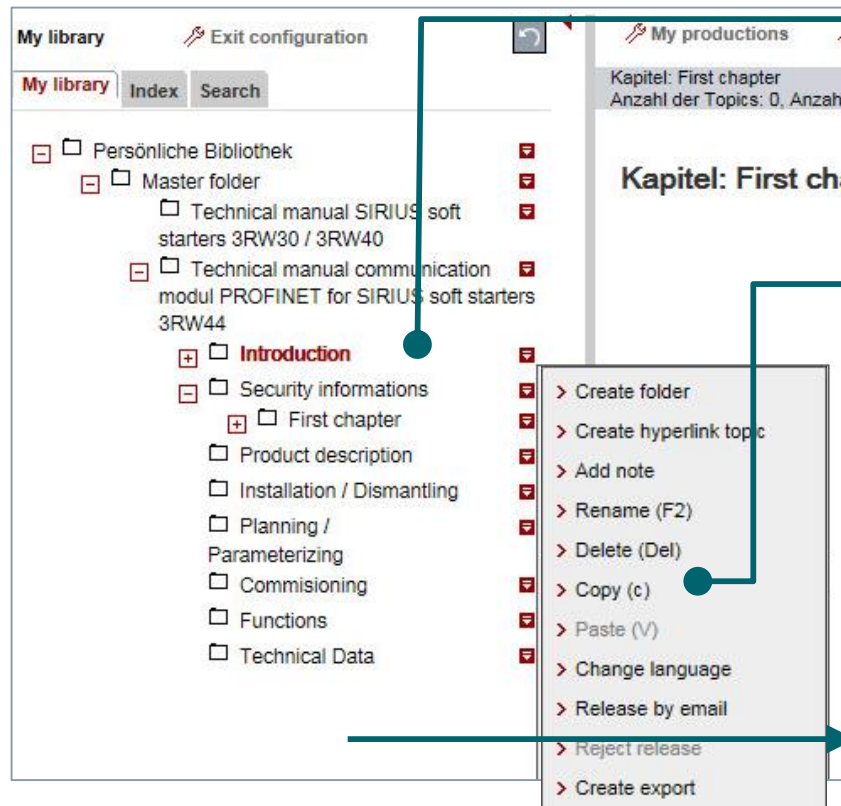
Now search through your collection of documents to find the chapters that you want to include in your own manual.

2. Copy the source chapter

Click on the red arrow next to the chapter and then on **Copy**.

3. Paste a chapter into your own manual

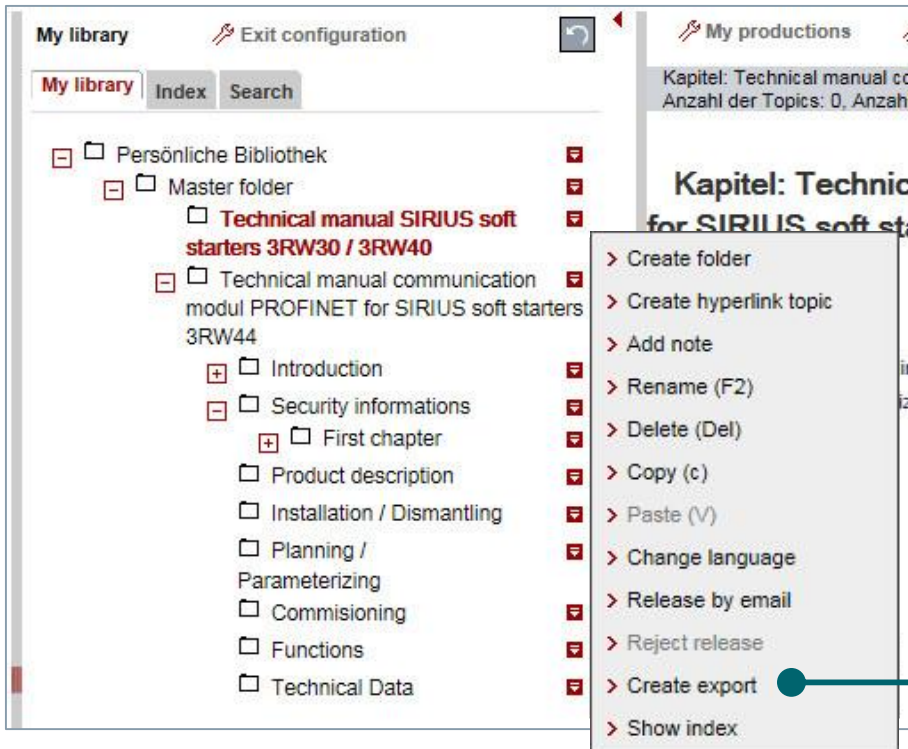
Now click on the red arrow next to the destination folder and select **Paste**. This chapter will be copied over to the destination folder.



Compile Your Own Manual

Compile the collected information

▶ Compile individual manuals



Compile and download the manual

Once you have finished compiling the chapters for your manual, you can create the export file. To do this, click on the red arrow and then select **Create export**.

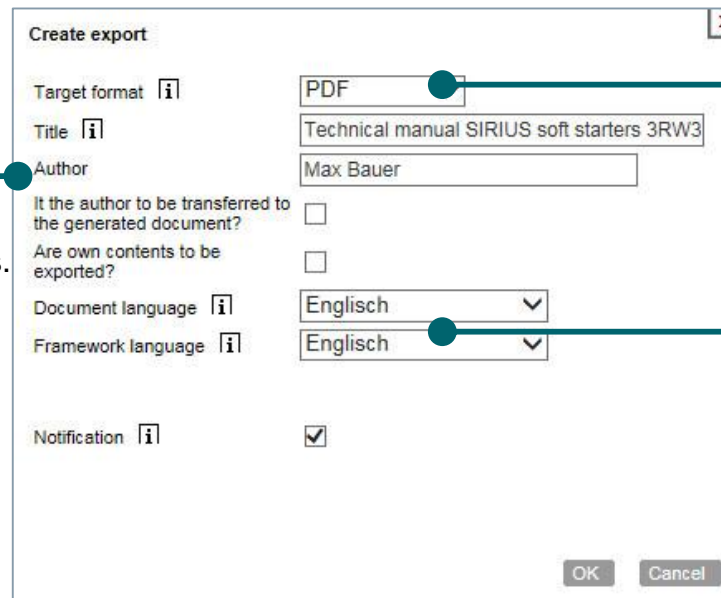
Compile Your Own Manual

Compile the collected information

▶ Compile individual manuals

Select export options

A dialog is displayed in which you can select various options.



Export format

You can choose here between PDF, RTF and XML. XML format is the best choice for users who wish to process content further.

Document and framework languages

Specify the language in which the document is to be generated. Siemens manuals are generally available in 10 languages. Please ensure that the content you have created to be included in your manual is in the correct language.

Framework language: Language for chapters and tables of contents

Document language: Language for content

Download your own
manual


Download Your Own Manual

Export the compiled information in a manual

▶ Compile individual manuals

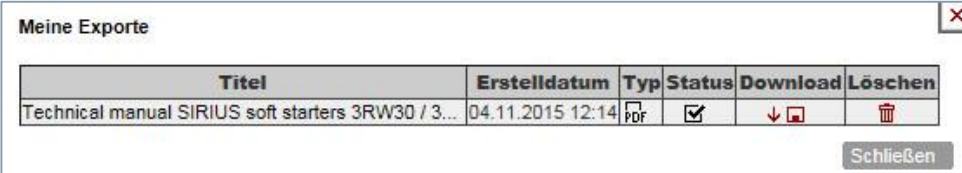
Start the export

As soon as you start the export, an animated symbol appears. Generation of the document is now in progress.



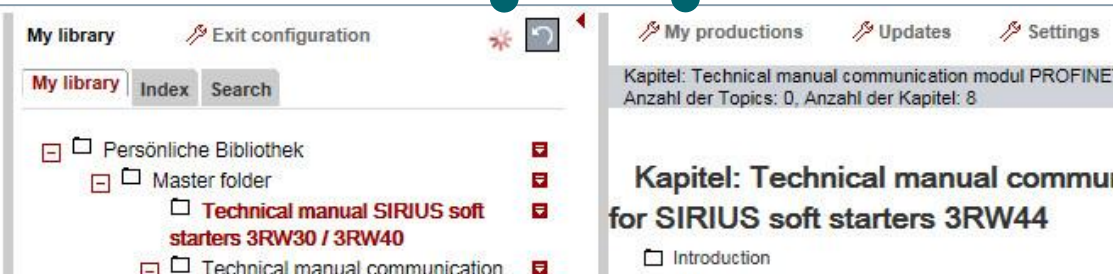
My productions

You can view the progress of the export operation and download the finished document under **My productions**. You will also receive an email when the document is ready to download.



Titel	Erstelldatum	Typ	Status	Download	Löschen
Technical manual SIRIUS soft starters 3RW30 / 3...	04.11.2015 12:14	PDF	<input checked="" type="checkbox"/>		

Schließen



My library Exit configuration

My productions Updates Settings


Kapitel: Technical manual communication modul PROFINET
Anzahl der Topics: 0, Anzahl der Kapitel: 8

Kapitel: Technical manual commun for SIRIUS soft starters 3RW44

- Introduction
- Search information

My library Index Search

- ☐ Persönliche Bibliothek
- ☐ Master folder
 - ☐ **Technical manual SIRIUS soft starters 3RW30 / 3RW40**
 - ☐ Technical manual communication



Apps for Android and iOS

Select a topic



- ▶ **Industry Online Support App**
Product support when you're on the move
- ▶ **For Android**
Available from Google Play
- ▶ **For iOS**
Available from Apple Store

Industry Online Support App

Industry Online Support App

Product support when you're on the move



Apps for Android and iOS


What you need:

You need access to information about products when you're on the move, or you're standing right next to the machine and need support.

What we offer:

Siemens Industry Online Support App

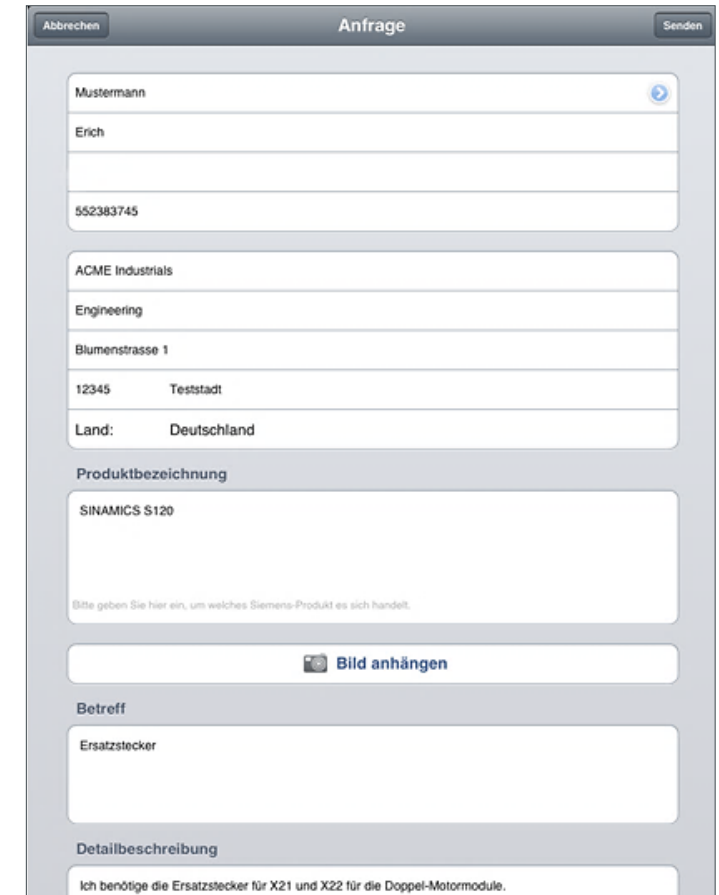
- More than 300,000 documents about all Siemens Industry products
- FAQs
- Manuals, certificates, characteristic curves
- Application examples and tools
- Product news (about launch of new products, for example), successor type for discontinued products



Industry Online Support App Screenshots

SIEMENS
Ingenuity for life

Apps for Android and iOS




For Android

For Android

Available from Google Play

SIEMENS
Ingenuity for life

Apps for Android and iOS



For iOS

For iOS

Available from the Apple App Store



Apps for Android and iOS

The screenshot shows the iTunes Preview page for the 'Industry Online Support' app by Siemens AG. The page is viewed on a desktop browser, with navigation links for Mac, iPad, iPhone, Watch, TV, Music, Support, and a search icon. The app's title 'Industry Online Support' is prominently displayed, along with the developer 'Siemens AG'. A note states that the app is only available on the App Store for iOS devices. The app icon features a wrench and a screwdriver on a blue background with the Siemens logo below. The description highlights access to over 300,000 documents. A 'What's New in Version 4.3' section lists 'Easy access to topics pages'. The app is marked as 'Free' and is compatible with both iPhone and iPad. Links for 'View More by This Developer', 'Industry Online Support Support', and '...More' are visible.

Mac iPad iPhone Watch TV Music Support

iTunes Preview

Overview Music Video Charts

Industry Online Support

By Siemens AG

This app is only available on the App Store for iOS devices.

Description

With the Industry Online Support App you have access to more than 300,000 documents about Siemens Industry products – any time and anywhere.

[Industry Online Support Support >](#) [...More](#)

What's New in Version 4.3

New functions of version 4.3

- Easy access to topics pages

[...More](#)

This app is designed for both iPhone and iPad

Free





Engineering software from Siemens

Select a topic



SIZER

Engineering software for Siemens drives



Safety Evaluation Tool

Evaluation of the safety functions of machinery

SIZER

SIZER

Design tool for Siemens drives

SIEMENS
Ingenuity for life

Engineering software from Siemens

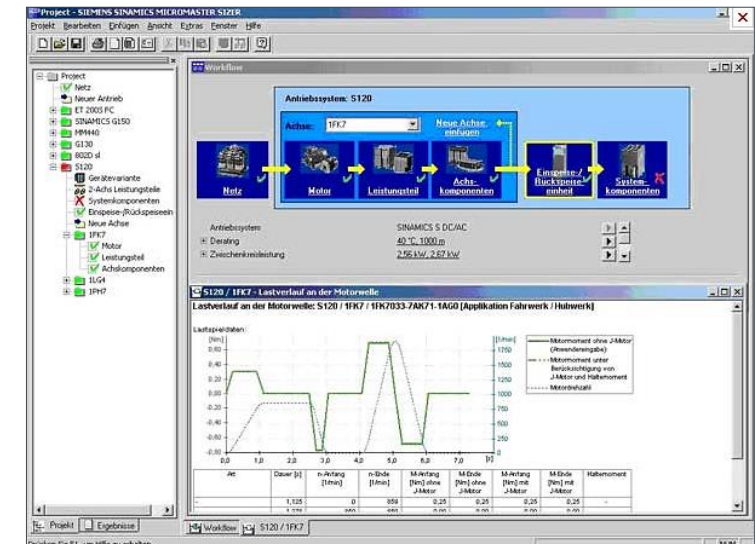
What you need:

You want to design suitable gear units and drives for your mechanical application.

What we offer: Sizer configuring tool

- Technical design tool for low-voltage drive systems
- Step-by-step description of your mechanical system
- Sizing of converters/inverters, motors and gear units
- Configuring of other system components
- Design of the open-loop/closed-loop control systems
- At the end of the design process, you receive characteristic curves, technical data, assembly drawings and dimension diagrams, as well as calculations for performance and for load-dependent energy requirements

SIZER Tool



Safety Evaluation Tool

Safety Evaluation Tool

Evaluate safety functions of machines



Engineering software from Siemens

What you need:

You want to evaluate the safety functions of your machine and verify its safety level.

What we offer: Safety Evaluation Tool

- TÜV-certified online tool
- Evaluation of the safety functions of your machine
- Standard-compliant reports as a safety verification for your documentation.
- Implementation of the standards IEC 62061 and ISO 13849-1
- Projects can be saved and called up again as needed
- Selection menus for calculating the DC and CCF
- Failure rate calculation

Safety Evaluation Tool

SET Tutorial - Audio Guided Tour

SIEMENS

File	Project	Copy selection	Paste selection	Delete selection	Create report	Options
Library						
IEC 62061						
Emergency Stop						
Guards (doors, ...)						
ASafe						
SINAMICS G						
SIL 2: Position Switch: ET200M, F						
DETECTION						
EVALUATION						
REACTION						
SIL 2: Position Switch: G120 (C)2						
SIL 2: Position Switch: G120C						
SINAMICS S / SIMOTION						
SINUMERIK 840D						
SINUMERIK 840D sl						
SIRIUS Modular Safety System 3RV3						
SIRIUS Safety Relay 3TK28						
ISO 13849-1						
Properties						
Safety function - General description						
Name		SIL 2: Position Switch: ET200M, F-CPU; G120D		Status	open	
Project name		Guards (doors, ...)		Version	1.0	
Operation mode		<Betriebsart>		Creation date	June 9,	
Last editor				Last edit date	June 9,	
Inspector						
Description		Control of the SINAMICS G120D safety function (STO, SSI and SLS) via PROFIsafe				
Consideration of safety integrity acc. to IEC 62061						
Required SIL		SIL 2		Achieved SIL:	SIL 2	
				Achieved PFHD:	5.33 E-4	
Safetyfunction		PFHD		E-05 E-06 E-07 E-08		
Further help						
Functional examples are available at: http://support.automation.siemens.com/WW/view/en/...						



Questions?



Siemens offers free support for control panel standards, design improvement and our engineering tools and data.

Please contact us with your questions [here!](#)

