


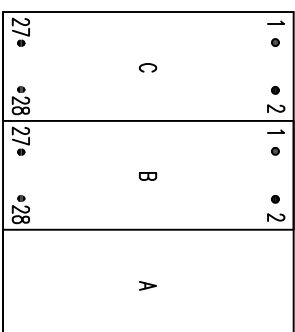
**IF IN DOUBT ASK
DO NOT SCALE**

Relay Earthing

Terminal B28 of the PSU should be earthed by a direct connection to the device case earth stud.

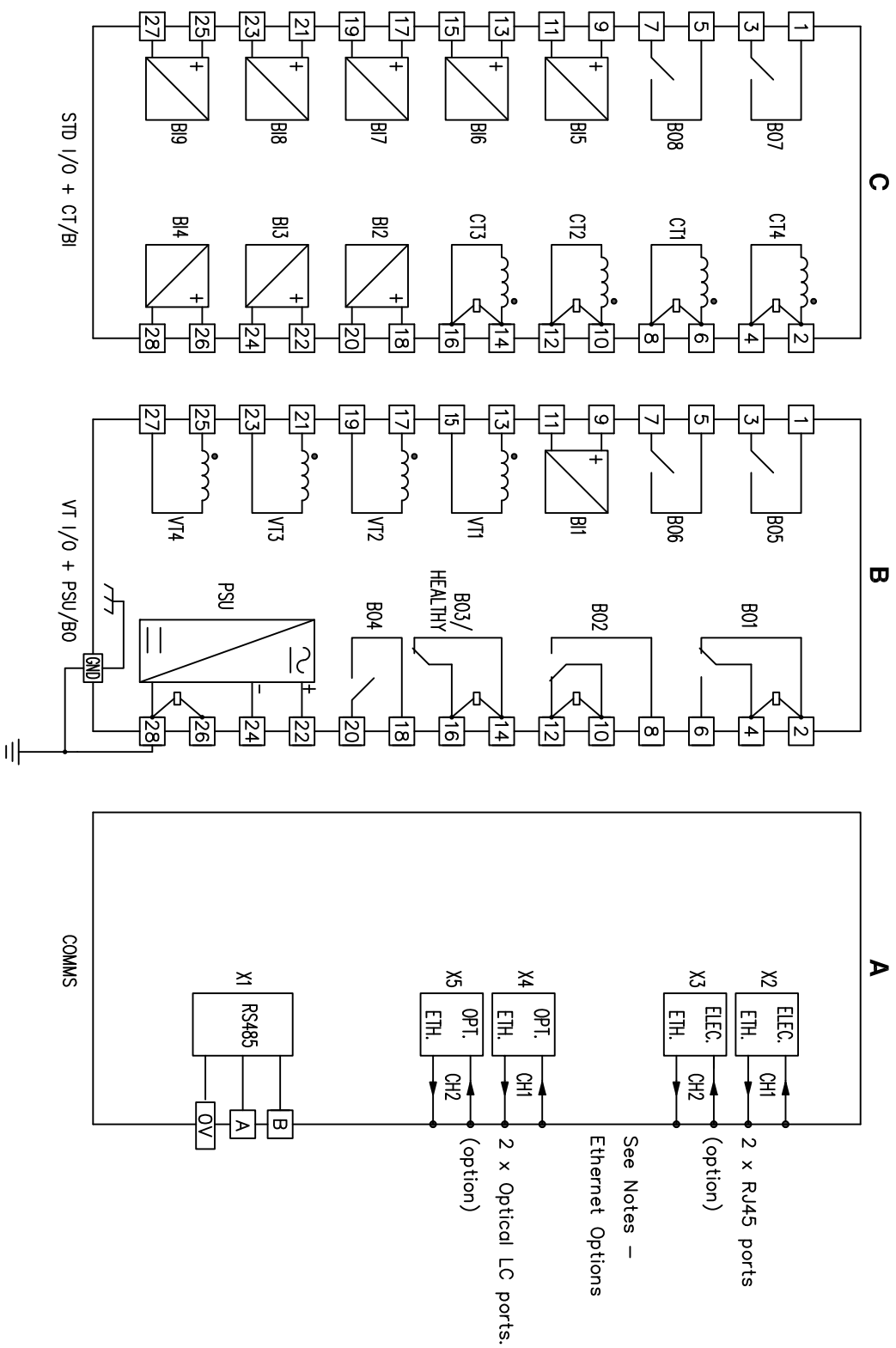
The device case earth stud should be solidly earthed by a direct connection to the panel earth.

 Terminal contacts internal to case assembly close when device is withdrawn from case.



VIEWED FROM REAR

Notes – Ethernet Options
Device will be fitted with either 2 x electrical (RJ45) or 2 x optical (LC) ethernet ports.



ABBREVIATIONS

CT	— CURRENT TRANSFORMER
VT	— VOLTAGE TRANSFORMER
BI	— BINARY INPUT
BO	— BINARY OUTPUT
GND	— GROUND
ELEC	— ELECTRICAL
OPT	— OPTICAL
ETH	— ETHERNET
STD I/O	— STANDARD INPUT/OUTPUT
PSU	— POWER SUPPLY UNIT (AUXILIARY)

EU EXPORT CONTROLS

ECCN: N

AL: N

This document is not Export Controlled unless sending to Critical Countries.

1	23/08/19	CHANGE NOTED
ISSUE	DATE	NOTED

First used on: —

Similar Articles: —

Supersedes: —

Dwg No.

2518W50011

Finish:	—	Title:	REAR TERMINAL CONNECTIONS – 7SR5111–1AAX1–0AA0	Original Scale:	NTS	Copyright © 2019	
Treatment:	—		4CT, 4VT, 9BI, 8BO				
Drawn:	J SPOWART	Checked:	K.H	Approved:	N.CAMPBELL	Date:	23/08/19
		SIEMENS PLC				A3	
						SIEMENS PLC, Hebburn	