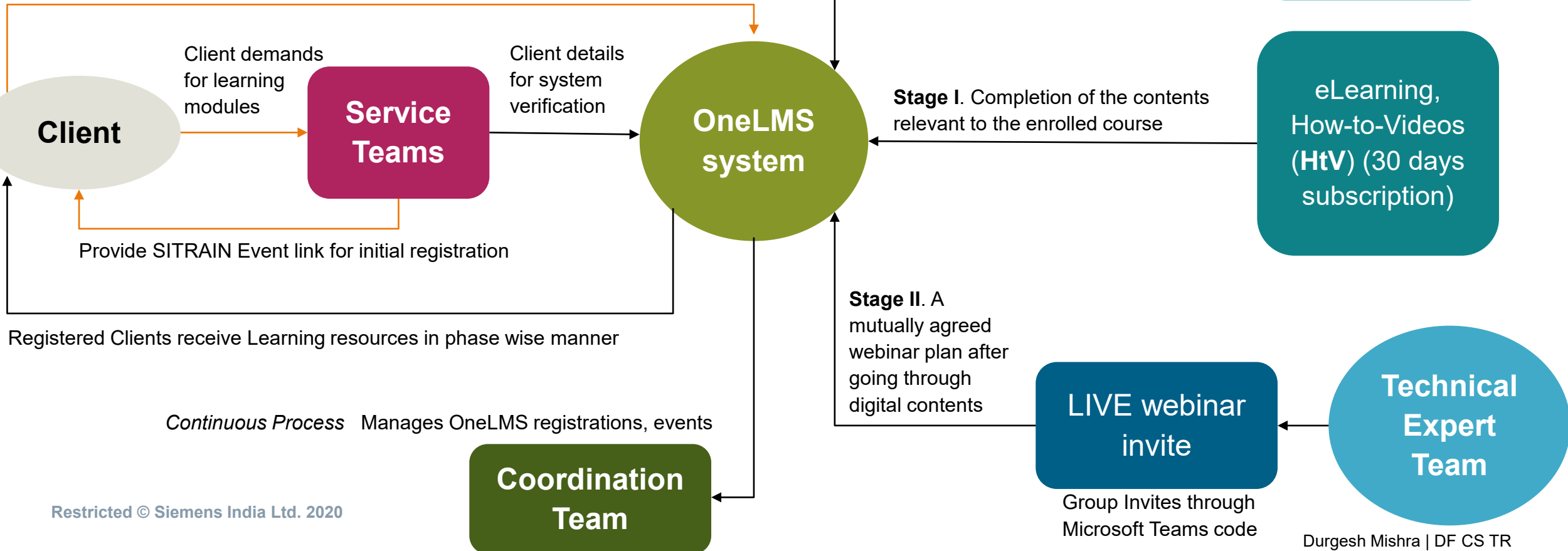


# Process flow



Compulsory registration on eLearning, How-to-Videos link  
Score 50% or more immediately after LIVE webinar through questionnaire



## Learning content available on the following links...




- **SITRAIN E-Learnings:** <https://www.sitrain-learning.siemens.com/ELEARNING/en/index.do>(Free)

# eLearning – procedure to create an account

1. Click on 'Login' option, on the right hand top corner of the eLearning website.



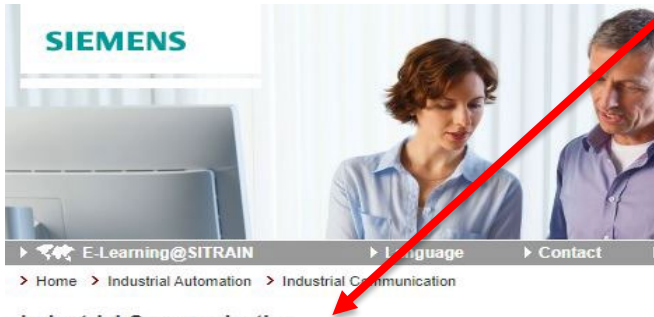
2. In case you don't have a SITRAIN account, clicking 'Register' option will lead you to a window, please input your details.



3. Activate your account through an email link after successful registration.
4. Set a password as per the website guidelines.
5. Use the elearning link to enroll for the training program again

# eLearning – procedure to register for a course

1. Select which vertical to pursue training in, E.g. Industrial Communication from home section



## Industrial Communication

| Title   | Type | Language | Training ID |
|---|------|----------|-------------|
| > Data communication with Industrial Ethernet | 📄    | en       | WT-IEOSI    |
| > Datenkommunikation mit Industrial Ethernet  | 📄    | de       | WT-IEOSI    |
| > PROFINET                                    | 📄    | en       | WT-PROFIN   |
| > PROFINET                                    | 📄    | de       | WT-PROFIN   |

2. Choose 'Dates and Registration' tab

## PROFINET (WT-PROFIN)

Description Dates and Registration

### Objectives

The entry of Industrial Ethernet in all levels of the Industrial Automation will be press ahead with PROFINET. Siemens plays a major role in these development. This WBT gives you an effective entrance in the new technology. You will know PROFINET, the difference between PROFINET and PROFIBUS, the structure of PROFINET, engineering in PROFINET, the competition for PROFINET. Further items are Migration from PROFIBUS to PROFINET, Data exchange and communication in PROFINET, Network configuration in PROFINET, Address assignment in PROFINET, Diagnostics in PROFINET and Security in PROFINET. Depending on your level of knowledge, the learning time is from 1 to 2 hours. The WBT is ordered directly on the Internet. Immediately it is activated in your personal learning environment for online learning for one year.

### Target Group

- Decision makers

3. Choose the 'shopping cart' infographic

## PROFINET (WT-PROFIN)

Description Dates and Registration

| Training ID | Title    | Language | Fee   |
|-------------|----------|----------|-------|
| WT-PROFIN   | PROFINET | en       | 0 EUR |

4. Complete the process by filling in the needed details in the workflow

Training Participant Overview Confirmation

## Selected Training


### PROFINET (WT-PROFIN)

|                |            |
|----------------|------------|
| Title:         | PROFINET   |
| ID:            | WT-PROFIN  |
| Training Type: | E-Learning |
| Duration:      | 1 hour     |

Previous

Next

5. Access your training in the 'My Training' -> 'My Learning' Section.



Training Participant Overview Confirmation

Please validate your participant data

## Learning content available on the following links...

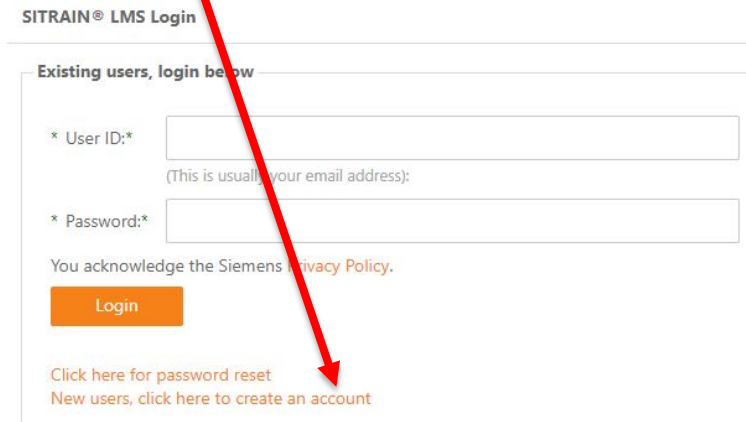


- **SITRAIN quickSTEP Online Courses and STEP Book PDF:** <https://sitrain-lms.com/STEP.aspx> (Free)
- **SITRAIN How-to-Video Library:** <https://www.sitrain-lms.com/HtVL.aspx?cps=1186> (30 days free subscription)

# How-to-Videos – procedure to create an account

1. Click the button to begin registration for the how-to library

2. Link for new users



SITRAIN® LMS Login

Existing users, login below

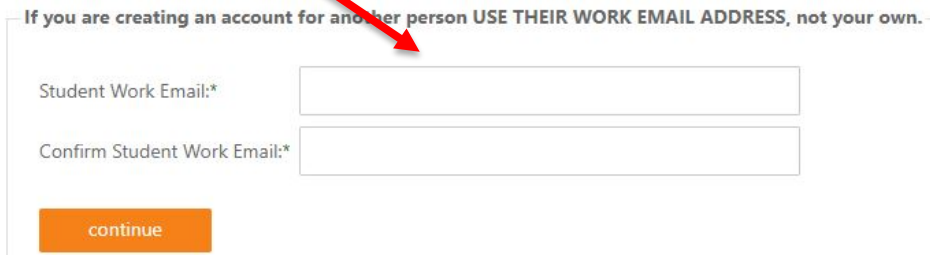
\* User ID:\*   
(This is usually your email address):

\* Password:\*

You acknowledge the Siemens [Privacy Policy](#).

[Click here for password reset](#)  
[New users, click here to create an account](#)

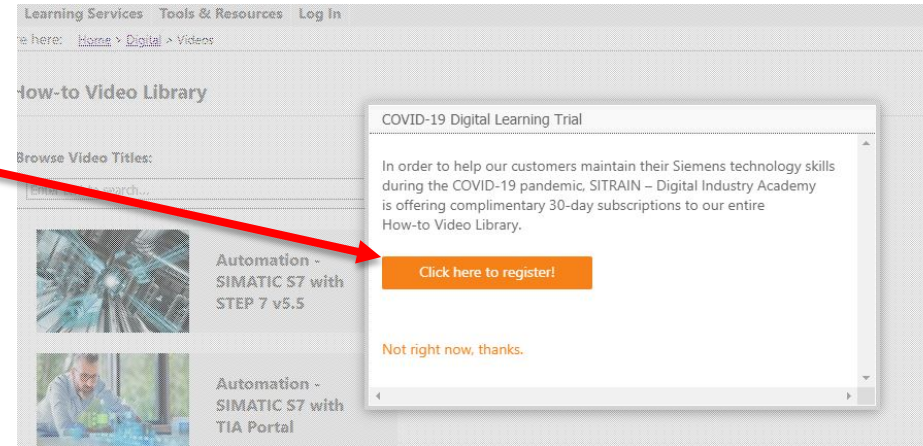
3. Enter your email id and continue



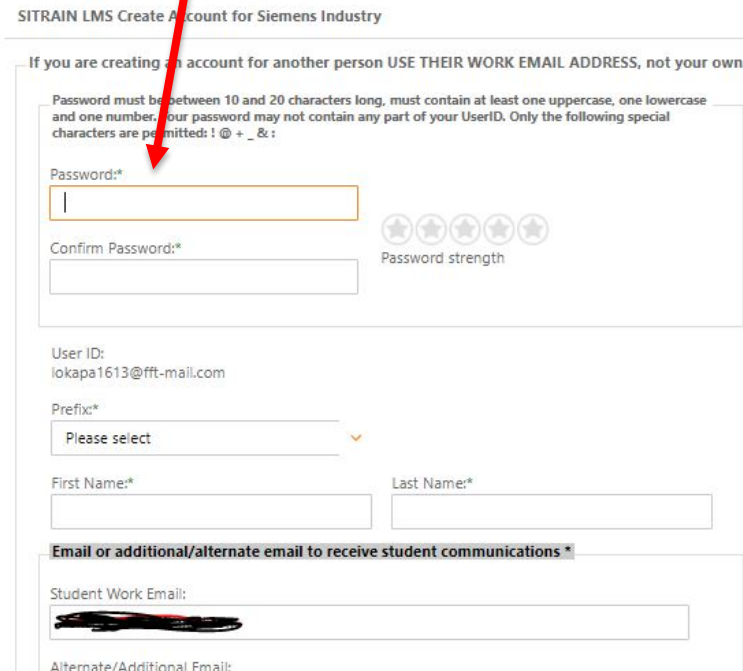
If you are creating an account for another person USE THEIR WORK EMAIL ADDRESS, not your own.

Student Work Email:\*

Confirm Student Work Email:\*



4. Fill in the details to proceed



SITRAIN LMS Create Account for Siemens Industry

If you are creating an account for another person USE THEIR WORK EMAIL ADDRESS, not your own.

Password must be between 10 and 20 characters long, must contain at least one uppercase, one lowercase and one number. Your password may not contain any part of your UserID. Only the following special characters are permitted: ! @ + \_ & :

Password:\*  Password strength: ★★★★★

Confirm Password:\*

User ID: lokapa1613@fft-mail.com

Prefix:\*

First Name:\*  Last Name:\*

**Email or additional/alternate email to receive student communications \***

Student Work Email:

Alternate/Additional Email: