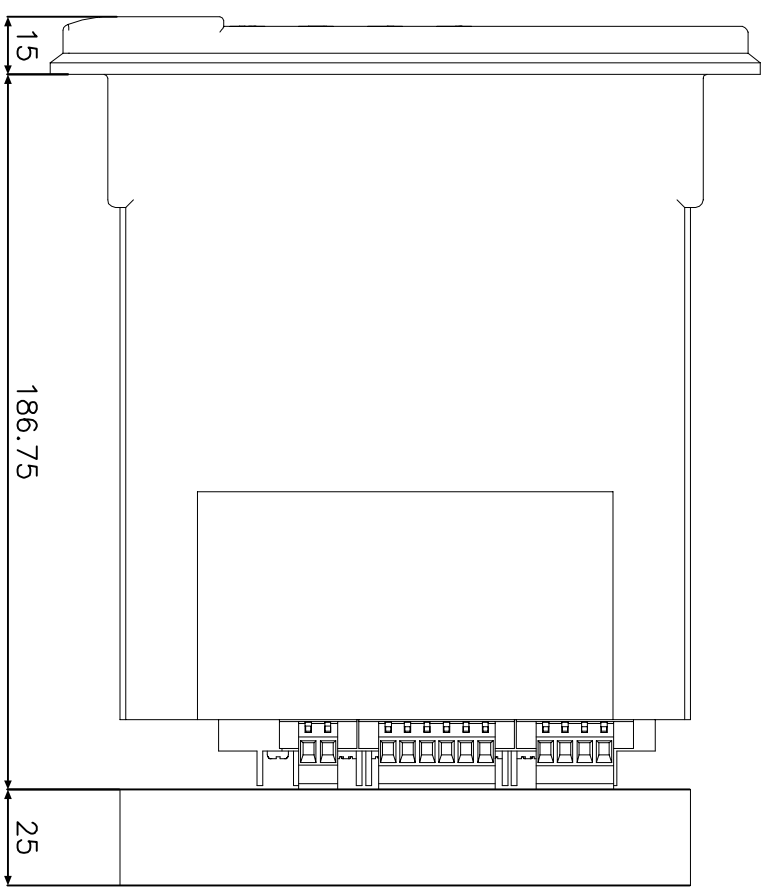
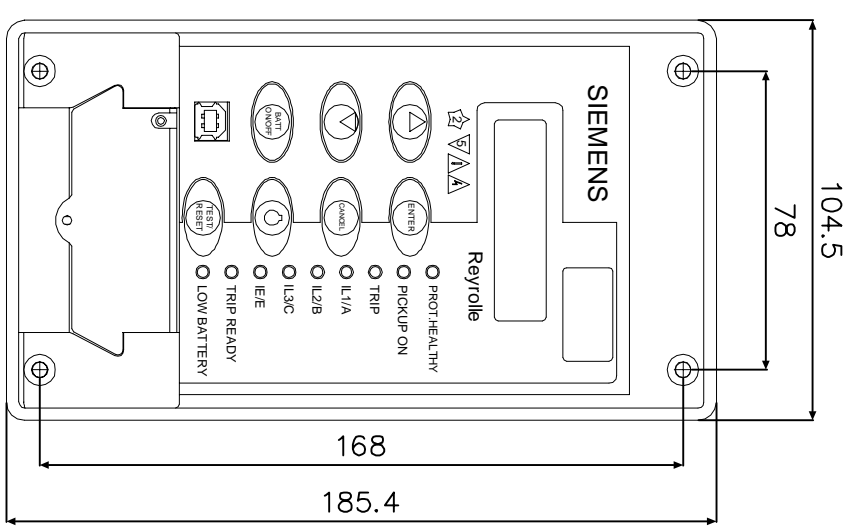


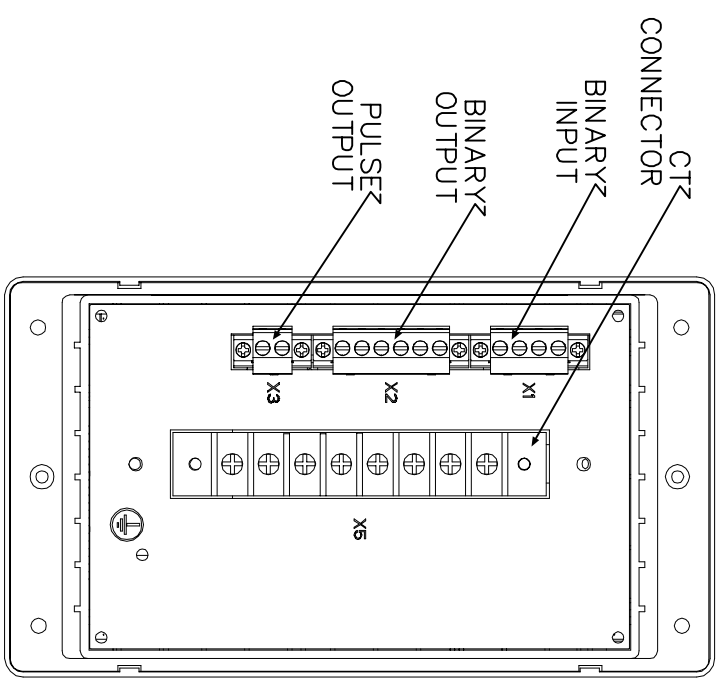
1 IF IN DOUBT ASK
2 DO NOT SCALE

3 4 5 6 7 8

NOT SUBJECT TO UPDATE
ONCE COPIED / PRINTED
OR DOWNLOADED



25mm CLEARANCE
FOR TERMINAL
WIRING



MATERIAL: MATERIAL.

Dimensions in millimetres : Surface texture in micrometres.
Machine where marked ✓

For explanation of dimensions, tolerances, notes etc. see B.S.308.

Limit on untoleranced unmachined dimensions ± _____
Limit on untoleranced machined dimensions to B.S.4500;
i.e. up to 6±0.1; over 30 to 120±0.3; over 315±0.8;
over 6 to 30±0.2; over 120 to 315±0.5;
General unmachined angular tolerance ± _____

Finish:

Treatment:

Title:

RELAY OUTLINE DIAGRAM FOR 7SR45

SIEMENS PROTECTION DEVICES LTD.

Original Scale.

NTS

Drg. No.

2438G60001

ISSUE	MODIFIED DATE	CHANGE NOTED

First used on:

Similar Articles:

Supersedes:



DRAWN VENKATESH	CHECKED MANIKANDAN	APPROVED N.C	DATE 05/09/08	IE	OPS	PCP	Purch.Spec. TQ	EAC	EAC.	CE	STD	A3
-----------------	--------------------	--------------	---------------	----	-----	-----	----------------	-----	------	----	-----	----

Copyright © YEAR Siemens Protection Devices Ltd. Hebburn