



Siemens.com/mobility

## QECX1 Relay

An ac operated tractive armature, line relay


### General data

Contact Arrangement:	4F and 4F 2B
Nominal Rated Current:	0.4 A ac
Typical Interruption Time:	100 ms @ 0.18 A
Typical Interruption Time:	200 ms @ 0.25 A
Approximate Weight:	2.1 kg

Note: Refer to the following data sheets:

- 7-1-1 for general information and contact ratings.
- 7-2-1 for dimensions.
- 8.2 for tools.
- 8.3 for plugboard and connector details.

Refer overleaf for specific data.



Typical Single Coil / Slug Relay

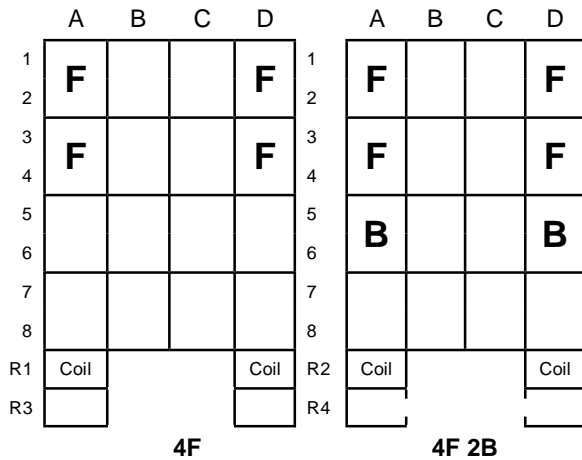
### Description

The unit incorporates a diode bridge rectifier to enable operation from an ac supply.

Designed as a main signal lamp proving relay, this relay de-energises when both filaments (main and auxiliary) of a SL35 or SL34 lamp are blown. The relay is slugged to cover control relays during change of aspect.

Note: Refer to QECX21 (Data Sheet Part 7-2-111) for TPWS version.

## Contact layout viewed from rear



## Packaging

Q-Relays are packed in a carton holding ten relays; the same container is used for quantities of four to nine relays. Quantities less than four are packed individually in cardboard boxes, as are all train-carried relays. Each container has a bar-coded label affixed to the outside, stating details of the packaged relay(s) and the quantity therein.

## EMC Compliance

Q-Relays comply with the relevant emission requirements of EN 55014. It is considered that these relays have inherent immunity to in-service electro-magnetic disturbance.


A Technical Certificate for EU Directive on EMC (89/336/EEC) has been obtained.

## Technical data

SIEMENS Part No. (PAD No.)	CONTACT ARRANGEMENT	RATED CURRENT (A ac)	PIN CODE	COIL RES (OHMS)	WDG SPEC 1/108/-	MAX FULL OP. (mA ac)	MIN REL (mA ac)	PLUGBOARD	REQD No. OF CONNECTORS J4137/3	REMARKS
B18513/1 (085/001350)	4F	0.4	071 ABCDK	35	34	180	110	J4138/89	10	(SL35/34 LAMP) BR SPEC 941A
B18513/20	4F 2B	----	ABCDK	35	34	180	110	J4138/89	10	NON BR SPEC



Un-drilled plugboard  
Part No. E7218/1



Representation of Relay,  
Plugboard and Retaining clip  
(Clip Part No. J4136/1)

Siemens Ltd  
Infrastructure & Cities Sector  
Mobility and Logistics Division  
Rail Automation  
PO Box 79  
Pew Hill  
Chippenham  
Wiltshire SN15 1JD  
UK  
[www.siemens.com/rail-automation](http://www.siemens.com/rail-automation)

Printed in the United Kingdom

Data Sheet 7-2-15

X342/55/000034 Revision 04

# SIEMENS

The information within this document contains general descriptions of the technical options available, which do not always have to be present in individual cases. The required features should therefore be specified in each individual case at the time of closing the contract.