


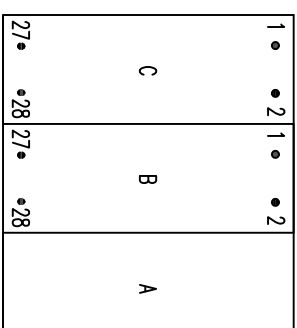
**IF IN DOUBT ASK
DO NOT SCALE**

Relay Earthing

Terminal B28 of the PSU should be earthed by a direct connection to the device case earth stud.

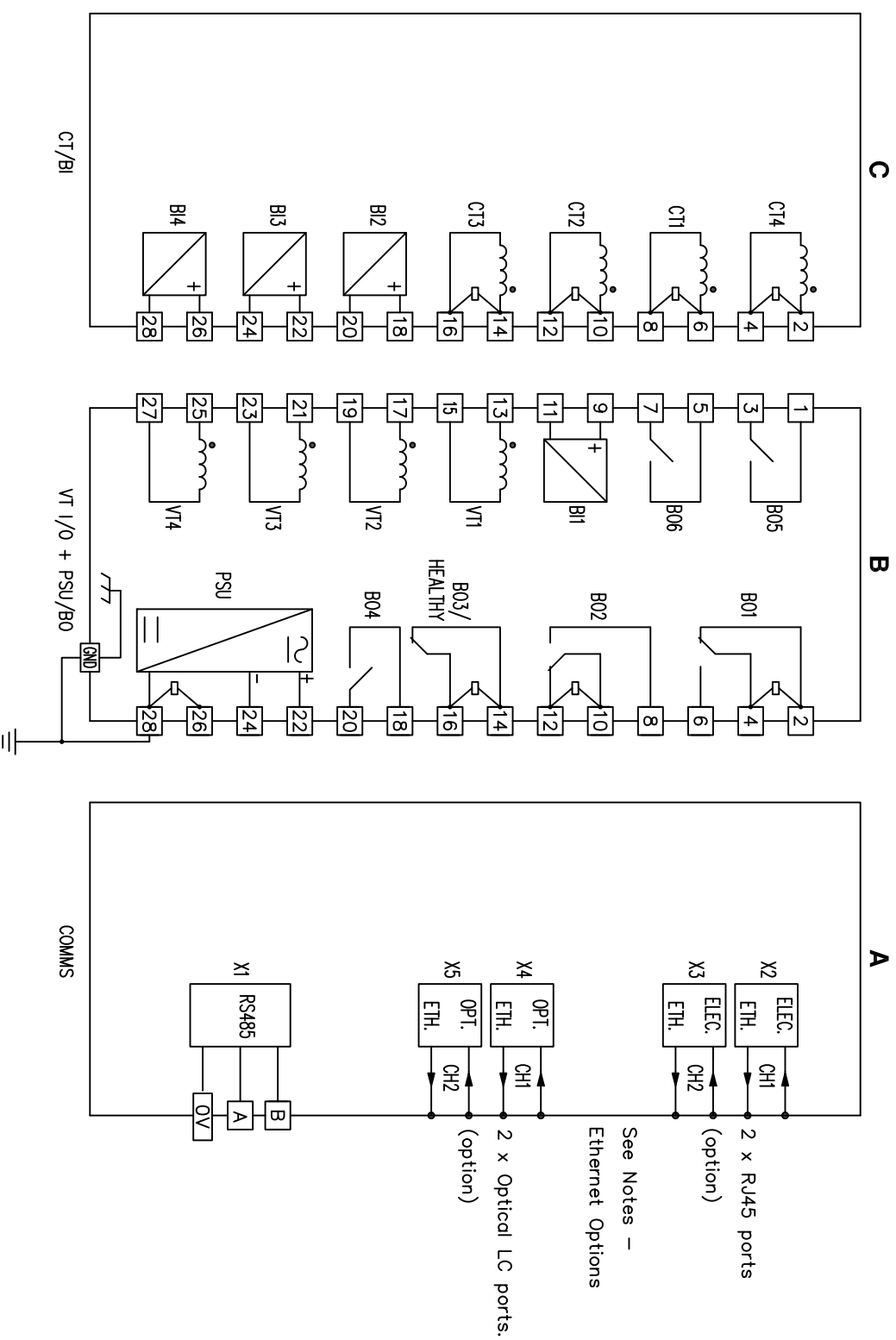
The device case earth stud should be solidly earthed by a direct connection to the panel earth.

 Terminal contacts internal to case assembly close when device is withdrawn from case.



Notes – Ethernet Options

Device will be fitted with either 2 x electrical (RJ45) or 2 x optical (LC) ethernet ports.



ABBREVIATIONS

CT	CURRENT TRANSFORMER
VT	VOLTAGE TRANSFORMER
BI	BINARY INPUT
BO	BINARY OUTPUT
GND	GROUND
ELEC	ELECTRICAL
OPT	OPTICAL
ETH	ETHERNET
STD I/O	STANDARD INPUT/OUTPUT
PSU	POWER SUPPLY UNIT (AUXILIARY)

FOR INTERNAL USE ONLY
UNCONTROLLED COPY
NOT SUBJECT TO UPDATE

EU EXPORT CONTROLS

ECCN: N

AL: N

This document is not Export Controlled unless sending to Critical Countries.

1	22/08/19	CHANGE NOTED
ISSUE	DATE	NOTED

First used on: –

Similar Articles: –

Supersedes: –

Dwg No. 2518W50010

SIEMENS PLC

Original Scale: NTS
2518W50010

Finish:	–	Title:	REAR TERMINAL CONNECTIONS – 7SR5111-0AAx1-0AA0	Original Scale:	NTS	Dwg No.:	2518W50010					
Treatment:	–	Drawn:	J SPOWART	Checked:	K.H	Approved:	N.CAMPBELL	Date:	22/08/19	Copyright © 2019	A3	SIEMENS PLC, Hebburn