

SIEMENS

CATALOG NO. 3F1Y045CD16

SERIAL NO.

SERIES H

45 kVA 60 Hz 3 PHASE

3.8 % IMP AT 170 °C

150 °C RISE 30 °C AVG. AMBIENT

220 °C TEMP CLASS 40 °C MAX. AMBIENT

PRIMARY (H1 H2 H3) 480V V 10 kV BIL

SECONDARY(X1 X2 X3) 240V V 10 kV BIL

WINDING MATERIAL CU

ENCLOSURE TYPE 3R WEIGHT 405 LBS

ENERGY EFFICIENCY EXCEEDS CSA DOE 10 CFR PART 431:2016
C802.2-2012

SPACINGS BETWEEN ANY VENTILATED ENCLOSURE, PANEL AND
ANY ADJACENT WALL SHALL BE A MINIMUM OF 3 INCHES

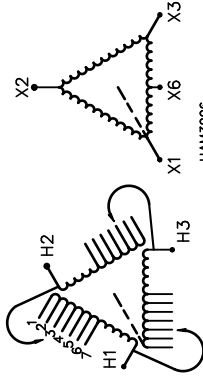
X6 = 120V CT, 5% OF KVA RATING MAXIMUM

SUITABLE FOR INDOOR OR OUTDOOR LOCATIONS
BEFORE HANDLING, INSTALLING AND OPERATING, SEE INSTRUCTION MANUAL

NEMA Class ANN Dry Type Transformer

Siemens Industry, Inc. Norcross, GA

des0006e



VOLTS


- 504
- 492
- 480
- 468
- 456
- 444
- 432

- 1
- 2
- 3
- 4
- 5
- 6
- 7

3F1Y045CD16



TYPE K

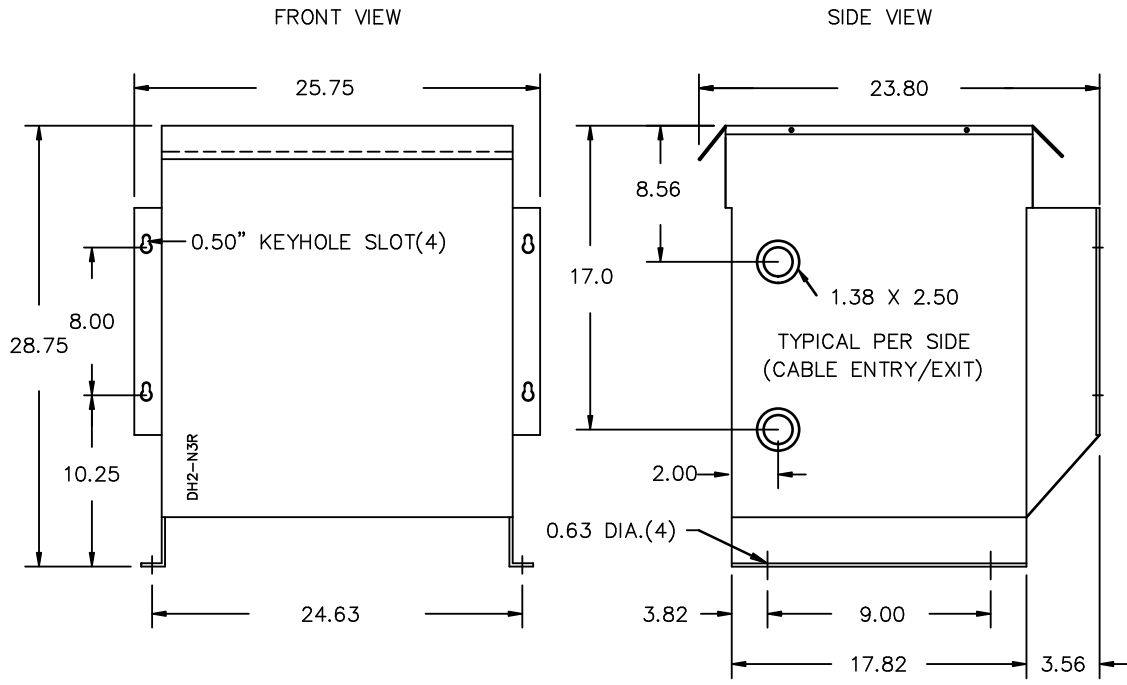


SEISMIC QUALIFICATIONS, FLOOR MOUNT ONLY
OSP-0136-10 IBC 2012/ASCE 7-10
SDS<=2.0g Z/h=1 Ip=1.5

REVISION	DATE	BY	DATE	BY
		DRAWN	15/11/09	JW
		CHEK'D		
		VERIF'D		

Confidential - Property of
Siemens Industry, Inc.

CUSTOMER	
ORDER NO.	DWG. NO. 3F1Y045CD16
SH 1 OF 2	



All Dimensions in inches

ENCLOSURE COLOR : ANSI 61 GREY – OUTDOOR

H.V.1. TERMINAL DETAIL

L.V.1. TERMINAL DETAIL

MECHANICAL TYPE LUGS INCLUDED
SUITABLE FOR #14-2 CU/AL
CONDUCTORS
1 CONDUCTOR PER PHASE

MECHANICAL TYPE LUGS INCLUDED
SUITABLE FOR 250MCM-6 CU/AL
CONDUCTORS
1 CONDUCTOR PER PHASE

CUSTOMER NOTES:

- HV1 TERMINATED AT TOP FRONT
- LV1 TERMINATED AT BOTTOM FRONT

Confidential – Property of
Siemens Industry, Inc.

REVISION	DATE	BY	DATE	BY
			DRAWN 15/11/09	JW
			CHEK'D	
			VERIF'D	

CUSTOMER

ORDER NO.

DWG. NO.

3F1Y045CD16

SH 2 OF 2