

Control Circuit Protection















5SJ Branch Circuit Protection

Additional components for 5SJ4 Branch Circuit Protection

Features

- For use with the **5SJ4...-HG4** family of miniature circuit breakers
- UL Listed and CSA Certified to UL 489

Selection and ordering data

			Order No.	List Price \$	Weight 1 item
				1 item	kg
	Auxiliary switches (AS)				
		1 NO + 1 NC	5ST 3010-0HG		0.050
		2 NO	5ST 3011-0HG		
		2 NC	5ST 3012-0HG		
	Fault signal contacts (FC)				
		1 NO + 1 NC	5ST 3020-0HG		0.050
		2 NO	5ST 3021-0HG		
		2 NC	5ST 3022-0HG		
	Shunt trip (ST)				
		110 - 480 VAC	5ST 3030-0HG		0.098
		24 - 60 V AC/DC	5ST 3031-0HG		0.098
	Busbars				
	Fixed lengths, cannot be cut¹⁾		Length		
	1-Pole	For 6 MCBs	100 mm	5ST 3663-0HG	0.056
		For 12 MCBs	205 mm	5ST 3663-1HG	0.112
		For 18 MCBs	310 mm	5ST 3663-2HG	0.170
	2-Pole	For 3 MCBs	100 mm	5ST 3664-0HG	0.065
For 6 MCBs		205 mm	5ST 3664-1HG	0.137	
For 9 MCBs		310 mm	5ST 3664-2HG	0.211	
3-Pole	For 2 MCBs	100 mm	5ST 3665-0HG	0.067	
	For 4 MCBs	205 mm	5ST 3665-1HG	0.155	
	For 6 MCBs	310 mm	5ST 3665-2HG	0.243	
	Connection terminals				
	Infeed - MCBs	35 mm ²	5ST 3666-0HG		0.033
	Infeed - busbars	50 mm ²	5ST 3666-2HG		0.034
	Touch protection covers¹⁾				
		3 x 1 pin	5ST 3666-1HG		0.003

1) Always cover all exposed terminals with touch protection covers 5ST3666-1HG.