

REVISION	DATE	BY	DATE	BY
		DRAWN	13/10/02	RB
		CHEK'D		
		VERIF'D		

Confidential - Property of Siemens Industry, Inc. Building Technologies Division	
CUSTOMER	
ORDER NO.	DWG. NO.
	1D1Y025BESCTP1 SH 1 OF 2

SIEMENS

CATALOG NO. 1D1Y025BESCTP1
 SERIAL NO. SERIES H
 25 kVA 60 Hz 1 PHASE
 4.5 % IMP AT 100 °C

80 °C RISE °C AVG. AMBIENT
 220 °C TEMP CLASS °C MAX. AMBIENT

PRIMARY (H1 H3 H2 H4) 240X480 V
 SECONDARY(X4 X2 X3 X1) 120/240 V

WINDING MATERIAL CU



ENCLOSURE TYPE NEMA-3R WEIGHT 350 LBS
 ENERGY EFFICIENCY CSA C802.2-00 NEMA TP 1-2002

SPACINGS BETWEEN ENCLOSURE AND ANY ADJACENT WALL SHALL BE A MINIMUM OF 6 INCHES

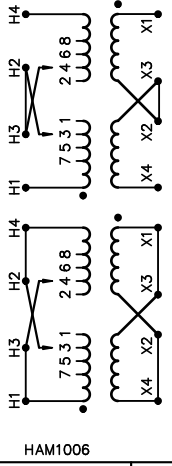
ELECTROSTATIC SHIELD

SUITABLE FOR INDOOR OR OUTDOOR LOCATIONS
 DO NOT INSTALL IN AREAS ACCESSIBLE TO PUBLIC
 NE PAS INSTALLER DANS DES ENDROITS ACCESSIBLES AU PUBLIC
 FOR INSTALLATION SEE INSTRUCTION MANUAL

NEMA Class ANN Dry Type Transformer Siemens Industry, Inc. Norcross, GA

 LR 3902
 F
 E112313

dsu0082e1



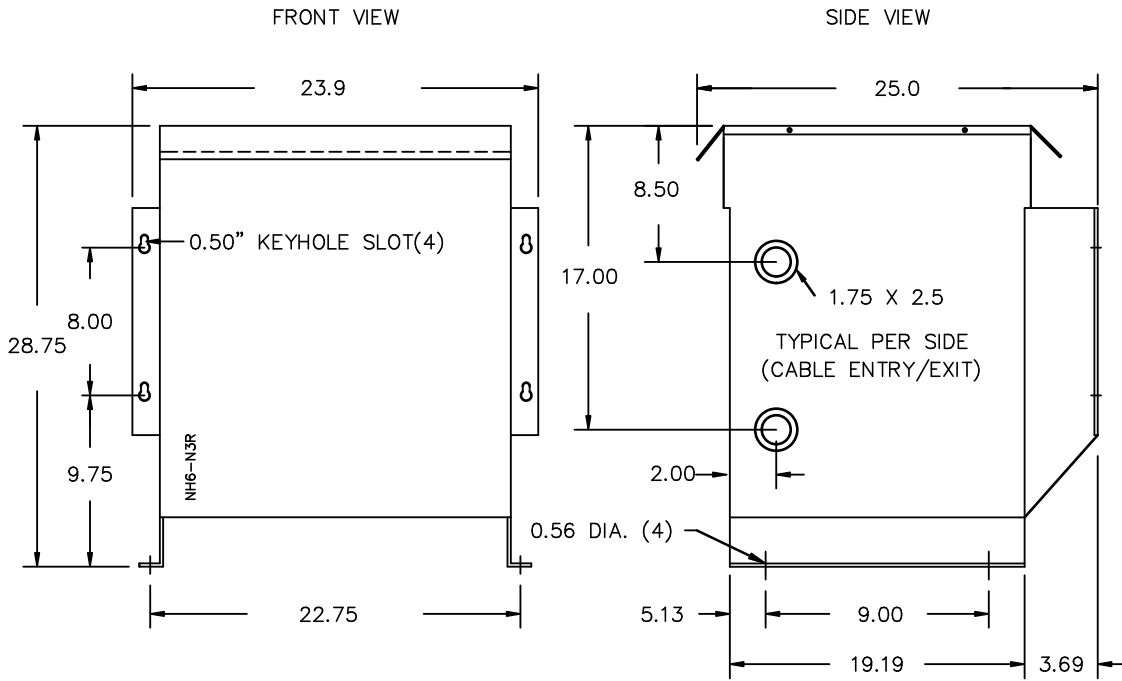
VOLTS	INPUT LINE ON H1 & H4
504	CONNECT
492	H2-1, H3-2
480	H3-2, H2-3
468	H2-3, H3-4
456	H3-4, H2-5
444	H2-5, H3-6
432	H3-6, H2-7
	H2-7, H3-8
252	H2-1, H3-2
240	H2-3, H3-4
228	H2-5, H3-6
216	H2-7, H3-8

CONNECT H2 TO H3 FOR SERIES PRIMARY

CONNECT H1 TO H3 AND H2 TO H4 FOR PARALLEL PRIMARY

VOLTS	CONNECT	OUTPUT LINE
120	X1-X3, X2-X4	X1-X4
240	X2-X3	X1-X4
120/240	X2-X3	X1-X2-X4





All Dimensions in inches

ENCLOSURE COLOR : ANSI 61 GREY – OUTDOOR

H.V.1. TERMINAL DETAIL

L.V.1. TERMINAL DETAIL

MECHANICAL TYPE LUGS INCLUDED
SUITABLE FOR #2/0-6 CU/AL
CONDUCTORS
1 CONDUCTOR PER PHASE

MECHANICAL TYPE LUGS INCLUDED
SUITABLE FOR 250MCM-6 CU/AL
CONDUCTORS
1 CONDUCTOR PER PHASE

CUSTOMER NOTES:

- HV1 TERMINATED AT TOP FRONT
- LV1 TERMINATED AT BOTTOM FRONT

Confidential – Property of
Siemens Industry, Inc.
Building Technologies Division

REVISION	DATE	BY	DATE	BY	CUSTOMER
		DRAWN	13/10/02	RB	
		CHEK'D			
		VERIF'D			
					ORDER NO.
					DWG. NO.
					1D1Y025BESCTP1 SH 2 OF 2

0.2 rbhatia 2013/10/22 11:03