

IF IN DOUBT ASK  
DO NOT SCALE

A

B

C

D

E

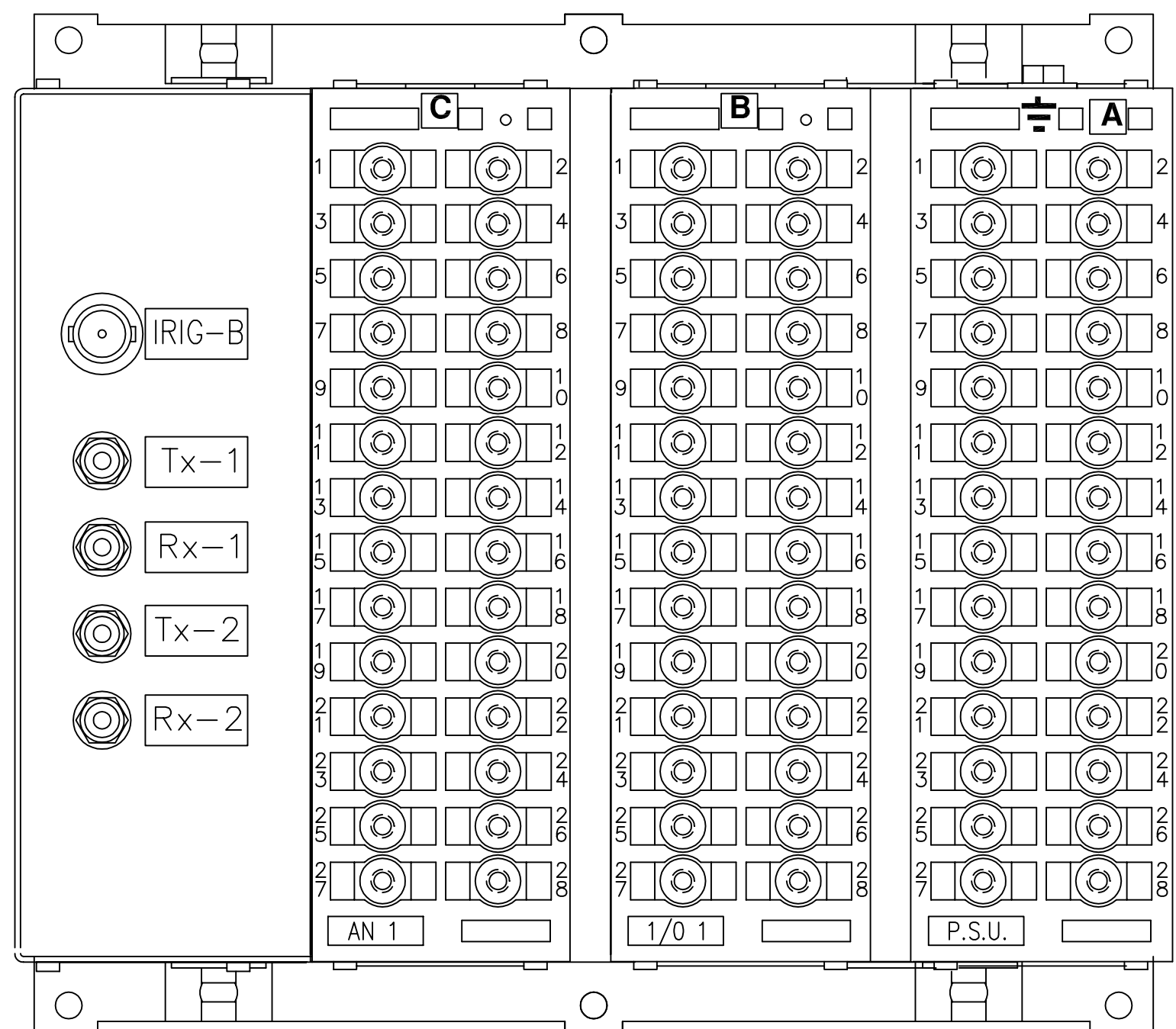
F

G

H

J

K



RELAY VIEWED FROM REAR

NOTES

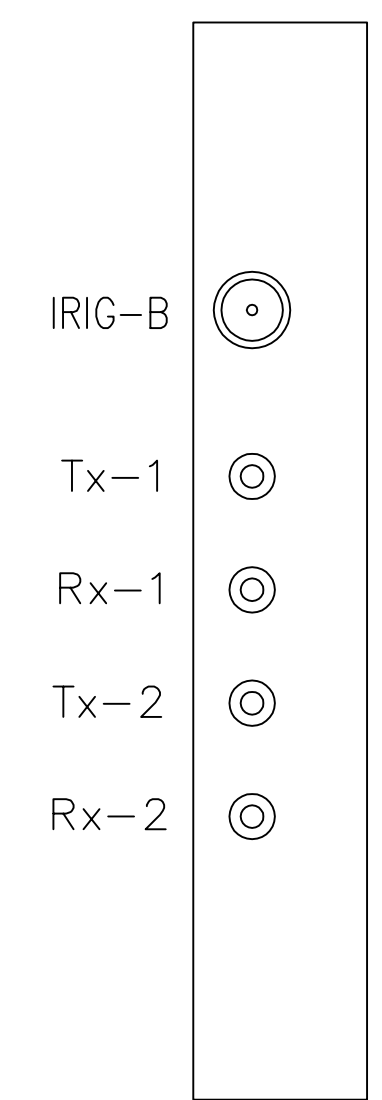
1 TERMINALS RECOMMENDED ARE PRE INSULATED & MUST BE CRIMPED USING APPROVED TOOLING. AMP PIDG OR PLASTI GRIP FUNNEL ENTRY (RING TONGUE) FOR M4 FIXING STUD.

SUPPLIER	AMP	CABLE SIZE
AMP	342103	0.25-1.6 SQ MM
AMP	342143	1.0-2.6 SQ MM.

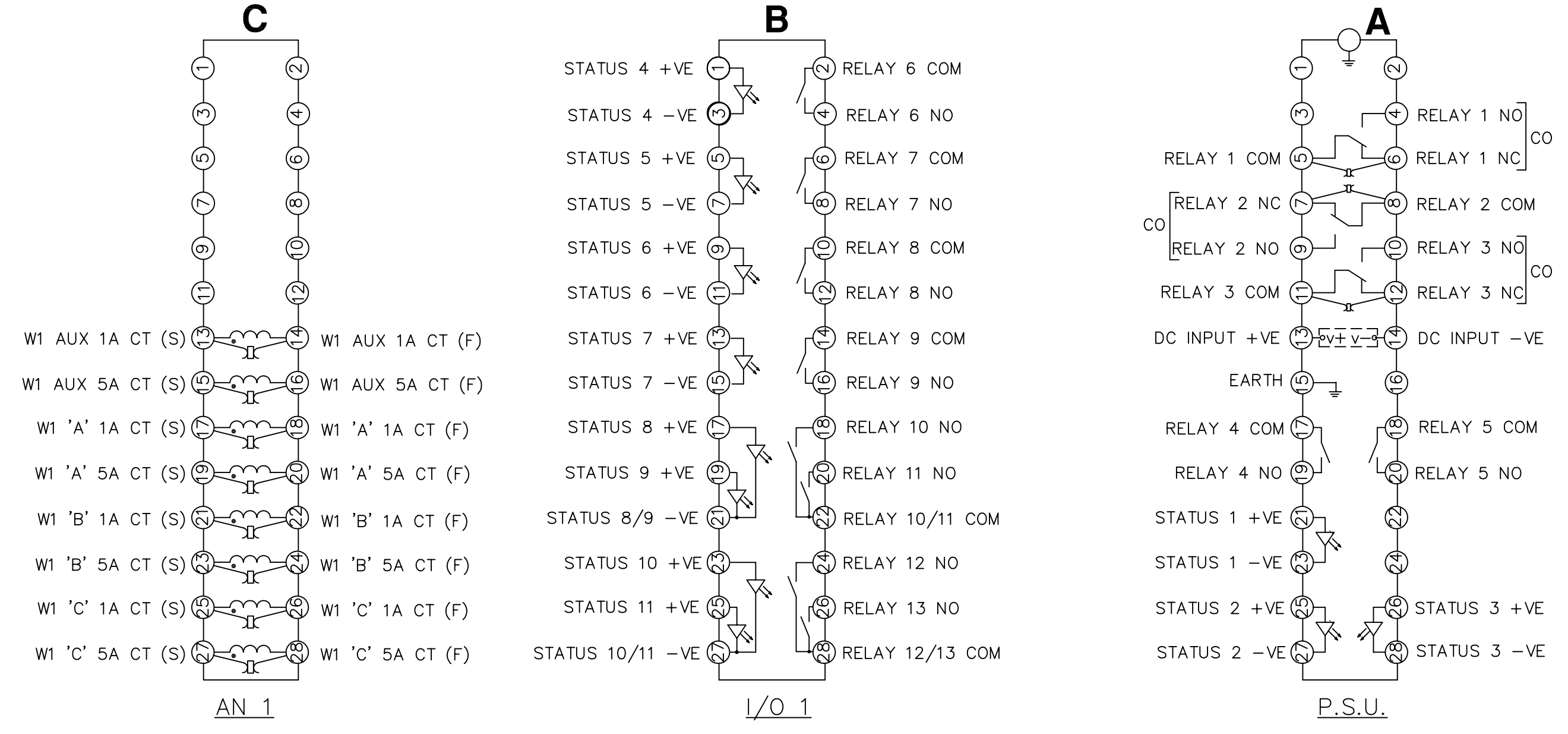
OR ANY OTHER MANUFACTURERS EQUIVALENT TERMINAL.

2 FOR OUTLINE & DRILLING DRG SEE 2995X10008 (A4).

3 IRIG-B & FIBRE OPTIC CONNECTORS MUST BE DISCONNECTED & FIXING NUTS REMOVED BEFORE WITHDRAWING CONTROLLER MODULE.



Controller Module  
(SEE NOTE 3)



MODULE LABEL KEY	
ANALOGUE MODULE	AN 1 etc
INPUT/OUTPUT MODULE	I/O 1 etc
P.S.U. & BASIC I/O MODULE	P.S.U.

ABBREVIATIONS	
CT	-CURRENT INPUTS
VT	-VOLTAGE INPUTS
SI	-STATUS INPUTS
CO	-CHANGE OVER OUTPUT CONTACTS
NO	-NORMALLY OPEN OUTPUT CONTACTS
NC	-NORMALLY CLOSED OUTPUT CONTACTS

**NOT SUBJECT TO UPDATE  
ONCE COPIED / PRINTED  
OR DOWNLOADED**

MATERIAL:

Dimensions in millimetres ; Surface texture in micrometres.  
Machine where marked ✓  
For explanation of dimensions, tolerances, notes etc. see B.S.308.  
Limit on untoleranced unmachined dimensions ±  
Limits on untoleranced machined dimensions to B.S.4500;  
i.e. up to 6±0.1; over 30 to 120±0.3; over 315±0.8;  
over 6 to 30±0.2; over 120 to 315±0.5;  
General unmachined angular tolerance ±

Finish:	Title:	First used on:
Treatment:	TERM IDENT & WIRING DIAGRAM FOR MODULAR II PRODUCT (4CT,11SI,3CO,10NO) E8 CASE	Similar Articles:
	<b>VATECH REYROLLE AUTOMATION, CONTROL &amp; PROTECTION</b>	Supersedes:
	Original Scale: NTS	Drg. No. 2621W11006
DRAWN MMA THER	CHECKED RDW	APPROVED RD. WATSON
DATE 19/9/03	IE	OPS PCP
Purch.Spec. TQ	EAC	CE STD A1

2	RDW	20/08/04	TITLE MODIFIED ONLY
1	15/09/03	CHANGE	MW621/2854
ISSUE	DATE	NOTED	△

Copyright © 2003 VATECH REYROLLE ACP Ltd. Hebburn