
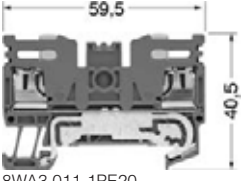
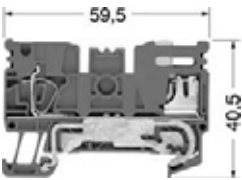

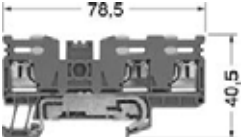
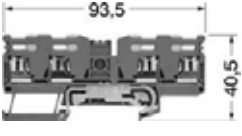





ALPHA FIX Terminal Blocks

ALPHA FIX IDC Terminals with Insulation Displacement Connection

PE/ground terminals

Selection and ordering data

Dimensions	Version	Color	DT	Order No.	PS*	Weight per PU approx. kg
PE terminals with connection to standard mounting rail						
Terminal size 1.5 mm ² , width 5 mm  AWG 24-16						
PE terminals, with two clamping points						
	IDC/IDC	Green-yellow	A	8WA3 011-1PE20	50 units	0.012
8WA3 011-1PE20	IDC/spring	Green-yellow	A	8WA3 021-1PE20	50 units	0.012
	IDC/screw	Green-yellow	X	8WA3 031-1PE20	50 units	0.012
8WA3 021-1PE20						
						
8WA3 031-1PE20						
PE terminals, with three clamping points						
	IDC/IDC	Green-yellow	A	8WA3 011-1PE30	50 units	0.015
PE terminals, with four clamping points						
	IDC/IDC	Green-yellow	A	8WA3 011-1PE40	50 units	0.017
Accessories						
Cover plates						
	For PE terminals with two clamping points	Gray	A	8WA3 522-7WE01	50 units	0.214
	For PE terminals with three clamping points	Gray	A	8WA3 522-7WE31	50 units	0.270
	For PE terminals with four clamping points	Gray	A	8WA3 522-7WE41	50 units	0.165
8WA3 522-7WE01						
	Test adapter	Black	A	8WA3 522-7WE07	100 units	0.015
	Reduction sleeve	White	A	8WA3 522-7WE00	100 units	0.015