



SIEMENS

Ingenuity for life

SIERS integrated electric-racking system

Siemens integrated electric-racking system (SIERS) provides additional personnel protection against arc-flash exposure for operators by providing a means of remotely racking the drawout circuit breaker for Siemens types GM-SG non-arc-resistant 5 kV-15 kV, GM-SG-AR arc-resistant 5 kV-15 kV, or GM38 non-arc-resistant 38 kV switchgear.

Type SIERs delivers a safe, easy-to-use, cost-effective, reliable and flexible way to remotely rack a drawout circuit breaker while standing outside of the arc-flash zone. This reduces the need for personal protective equipment (PPE) per the NFPA-70E® standard.

Safety:

- Maintain all of the safety interlocks as required by IEEE Std. C37.20.2
- If interference is experienced while racking, the circuit breaker will attempt to return to the DISCONNECTED position
- The control pendant (hand-held controller) provides clear light-emitting diode indication of the location of the circuit breaker in the CONNECTED, DISCONNECTED, and TEST positions

- When plugged into a specific circuit breaker compartment, the control pendant will override any electronic control system (HMI, SCADA or similar).

Easy to use and operate:

- User-friendly control pendant with easy to read display and controls
- Provisions for energizing the SIERs with an external 120 Vac power supply with an extension cord (optional)
- High-torque, fixed-mounted motor in the circuit breaker compartment provides smooth and efficient movement of the circuit breaker from CONNECTED position to the TEST position, or to the DISCONNECT position.

Reliable:

- Logic to sense interference issue during racking
- Operation is smooth and consistent
- Control pendant is industrial class
- Factory installed and tested as a complete racking system.

Flexible:

- Powered from a control power transformer located in the switchgear at 120 Vac, or by an external supply (either 120 Vac or 125 Vdc)
- Controls can be integrated into the switchgear secondary control circuits interface with the protection relay to provide interface with SCADA systems, local HMI or discrete wiring
- Available as a field retrofit for existing Siemens types GM-SG, GM-SG-AR and GM38 switchgear.

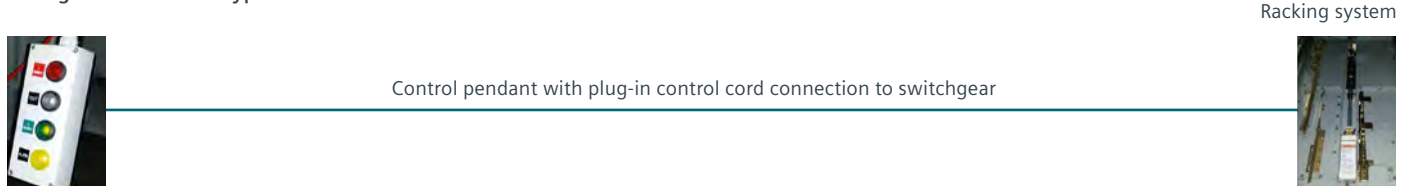
Control options:

- Type SIERs device is available in three configurations: basic version, local HMI version (Smart-Gear® power distribution solution), and custom version, e.g., SCADA or other systems.


Type	Configuration	Description
Basic	1	Each circuit breaker cell is equipped with an integrated, electric-racking system, which includes a fixed-mounted, high-torque motor and logic control module, control-pendant connector powered by control power in the switchgear or an external supply (either 120 Vac or 125 Vdc) when necessary. Typically, one control pendant is supplied per lineup. <ul style="list-style-type: none"> Type SIERS integrated, electric-racking system - one per circuit breaker cell Control pendant – one per lineup.
Local HMI	2	Basic type plus local HMI panel PC interface with GM-SG, GM-SG-AR or GM38 lineup(s) in the electrical room: <ul style="list-style-type: none"> Panel PC display HMI with easy-to-use graphic interface.
Remote SCADA	3	Basic type plus custom interface with SCADA or other system: <ul style="list-style-type: none"> Local HMI (optional).

Configurations:


Configuration 1: Basic type



Configuration 2: Local HMI type



Configuration 3: Remote SCADA type



Published by Siemens Industry, Inc. 2018

Siemens Industry
7000 Siemens Road
Wendell, North Carolina 27591

For more information, including service and parts,
please contact our Customer Support Center.
Phone: 1-800-333-7421

usa.siemens.com/mvswitchgear

Order No. EMMS-B40080-01-4AUS

©2018 Siemens Industry, Inc.

The technical data presented in this document is based on an actual case or on as designed parameters, and therefore should not be relied upon for any specific application and does not constitute a performance guarantee for any projects. Actual results are dependent on variable conditions. Accordingly, Siemens does not make representations, warranties, or assurances as to the accuracy, currency or completeness of the content contained herein. If requested, we will provide specific technical data or specifications with respect to any customer's particular applications. Our company is constantly involved in engineering and development. For that reason, we reserve the right to modify, at any time, the technology and product specifications contained herein.