

circuit breaker 3VA5 UL frame 250 breaking capacity class C 100kA @ 480V 2-pole, line protection TM210, FTFM, $I_n=110A$ overload protection $I_r=110A$ fixed short-circuit protection $I_i=10 \times I_n$ without connection



Model	
Product brand name	SENTRON
Product designation	Molded-case circuit breaker
Product designation / according to UL-File	CFAS
Product version	System protection
Design of the load switch / acc. to UL 489 / Heating, Air Conditioning, and Refrigeration circuit breaker (HACR Type)	Yes
Design of the overcurrent release	TM210
Protective function of the overcurrent release	LI
Number of poles	2
General technical data	
Rated insulation voltage U_i	800 V
Max. rated operational voltage U_e with AC 50/60Hz	690 V
Max. rated operational voltage U_e with DC	500 V
Power loss [W] / maximum	15.1 W
Active power loss / for rated value of the current / at AC / in hot operating state / per pole	7.53 W
Latching - endurance	15 000

Electrical endurance (switching cycles) / at AC-1 / at 380/415 V 50/60 Hz	8 000
Electrical endurance (switching cycles) / at 480 V / at 50/60 Hz	8 000
Electrical endurance (switching cycles) / at 600 V / at 50/60 Hz	4 000
Neutral conductors / upgradeable/retrofitable	No
Ground fault monitoring version	Without
Product function	
• communication function	No
• other measurement function	No

Electricity

Marking / acc. to UL 489 / 100%-rated breaker	No
Max. rated operational voltage of the size of the circuit-breaker	250 A
Rated continuous current I _u	110 A
Operating current	
• at 40 °C	110 A
• at 45 °C	107 A
• at 50 °C	104 A
• at 55 °C	100 A
• at 60 °C	97 A
• at 65 °C	94 A
• at 70 °C	91 A

Switching capacity according to IEC 60947

Switching capacity class of the circuit breaker	C
Maximum short-circuit current breaking capacity (I _{cu})	
• at 240 V	200 kA
• at 415 V	110 kA
• at 690 V	10 kA
Operational short-circuit current breaking capacity (I _{cs})	
• at 240 V	200 kA
• at 415 V	110 kA
• at 690 V	10 kA
Short-circuit current making capacity (I _{cm})	
• at 240 V	440 kA
• at 415 V	242 kA
• at 690 V	17 kA
Design of short-circuit protection	For breaking capacity values in DC networks, see the 3VA Molded Case Circuit Breaker Manual; link available under Service & Support in the last chapter

Switching capacity according to UL 489

Breaking capacity current

• at 240 V	200 kA
• at 480 V	100 kA
• at 600 V	35 kA

Adjustable parameters

Ground fault protection / tripping switchable / I2t=ON/OFF	No
--	----

Mechanical Design

Height [in]	7.3 in
Height	185 mm
Width [in]	4.1 in
Width	105 mm
Depth [in]	3.3 in
Depth	83 mm

Connections

Arrangement of electrical connectors / for main current circuit	Without connection
Type of electrical connection / for main current circuit	Without

Auxiliary circuit

Number of CO contacts / for auxiliary contacts	0
--	---

Accessories

Product extension / optional / motor drive	Yes
--	-----

Environmental conditions

Protection class IP / on the front	IP40
Ambient temperature	
• during operation / minimum	-25 °C
• during operation / maximum	70 °C
• during storage / minimum	-40 °C
• during storage / maximum	80 °C

Certificates

Reference code / acc. to DIN EN 81346-2	Q
Certificate of suitability / as approval for NAVAL (no combat vessels) / Supplement SB	No

General Product Approval



CCC



CSA



UL



UL



VDE



EMC

Declaration of
Conformity

Shipping Ap-
proval

other



RCM



EG-Konf.



ABS

[Miscellaneous](#)

Further information

Information- and Downloadcenter (Catalogs, Brochures,...)

<http://www.siemens.com/lowvoltage/catalogs>

Industry Mall (Online ordering system)

<https://mall.industry.siemens.com/mall/en/en/Catalog/product?mlfb=3VA5211-7ED61-0AA0>

Service&Support (Manuals, Certificates, Characteristics, FAQs,...)

<https://support.industry.siemens.com/cs/ww/en/ps/3VA5211-7ED61-0AA0>

Image database (product images, 2D dimension drawings, 3D models, device circuit diagrams, ...)

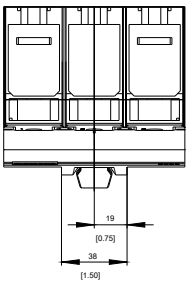
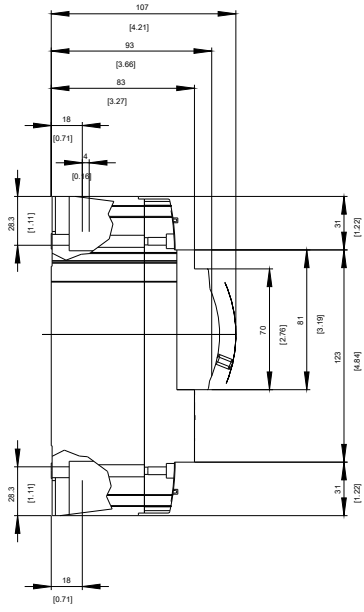
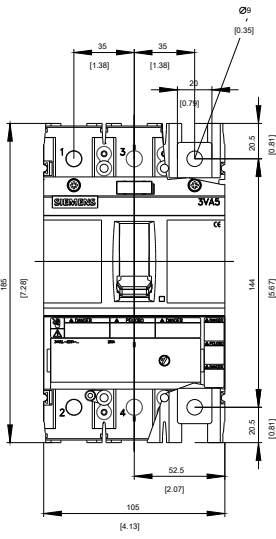
http://www.automation.siemens.com/bilddb/cax_en.aspx?mlfb=3VA5211-7ED61-0AA0

CAX-Online-Generator

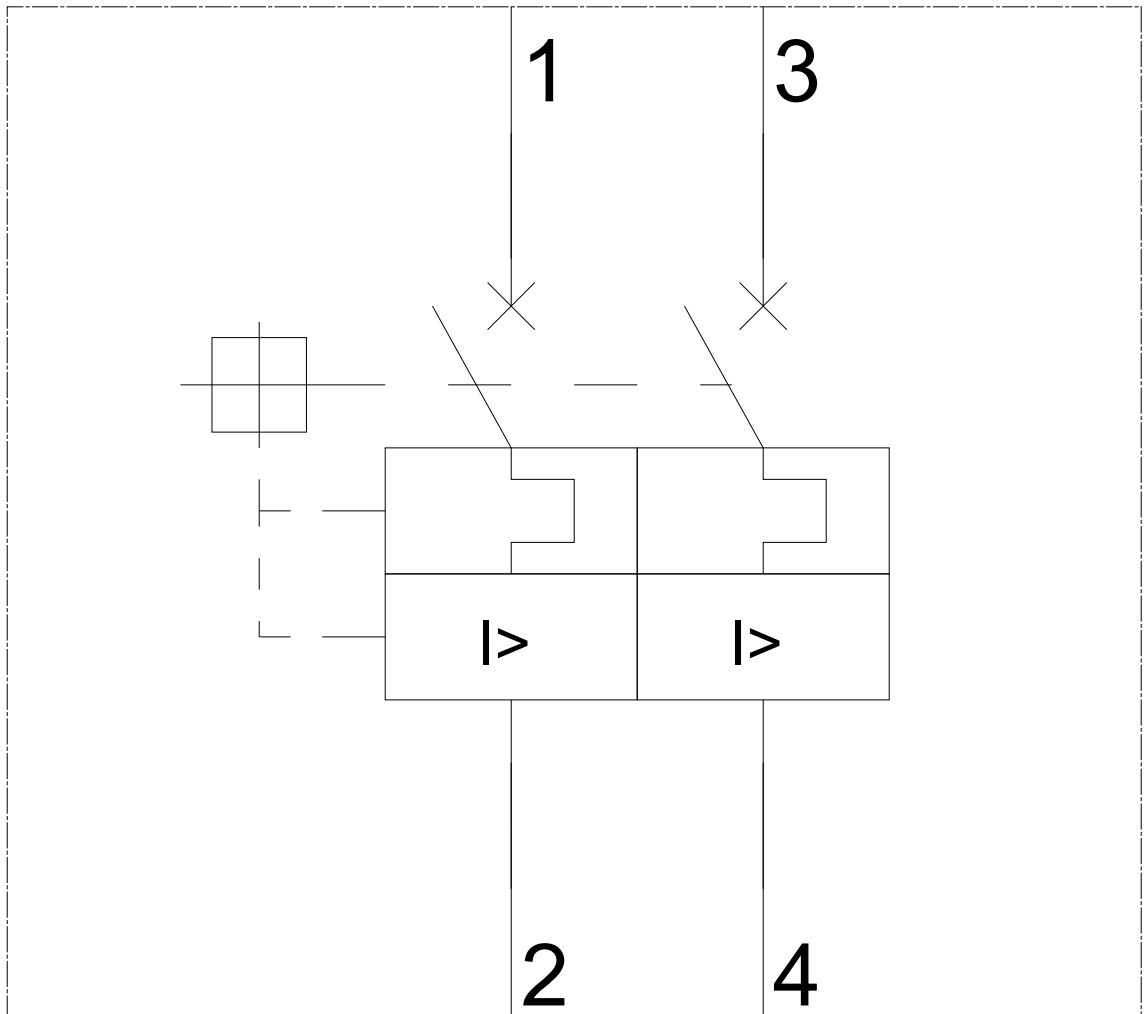
<http://www.siemens.com/cax>

Tender specifications

<http://www.siemens.com/specifications>

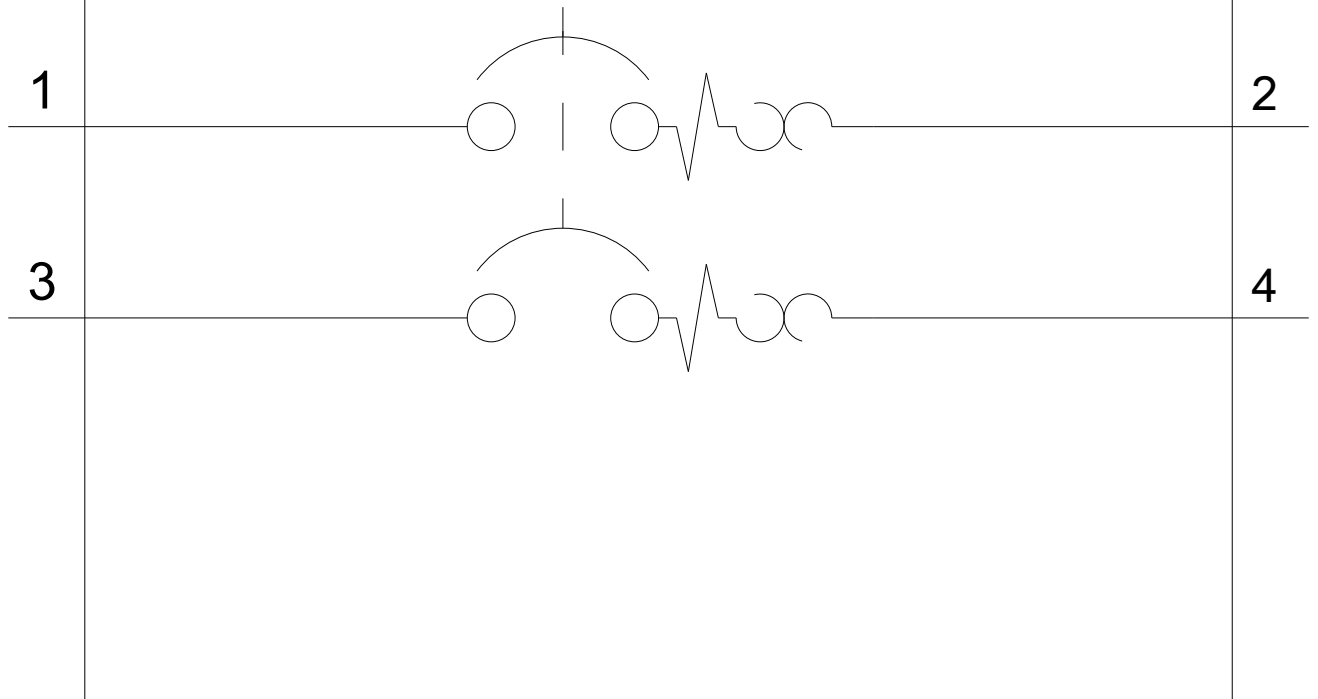


-Q



-CB

SIEMENS



last modified:

03/12/2019