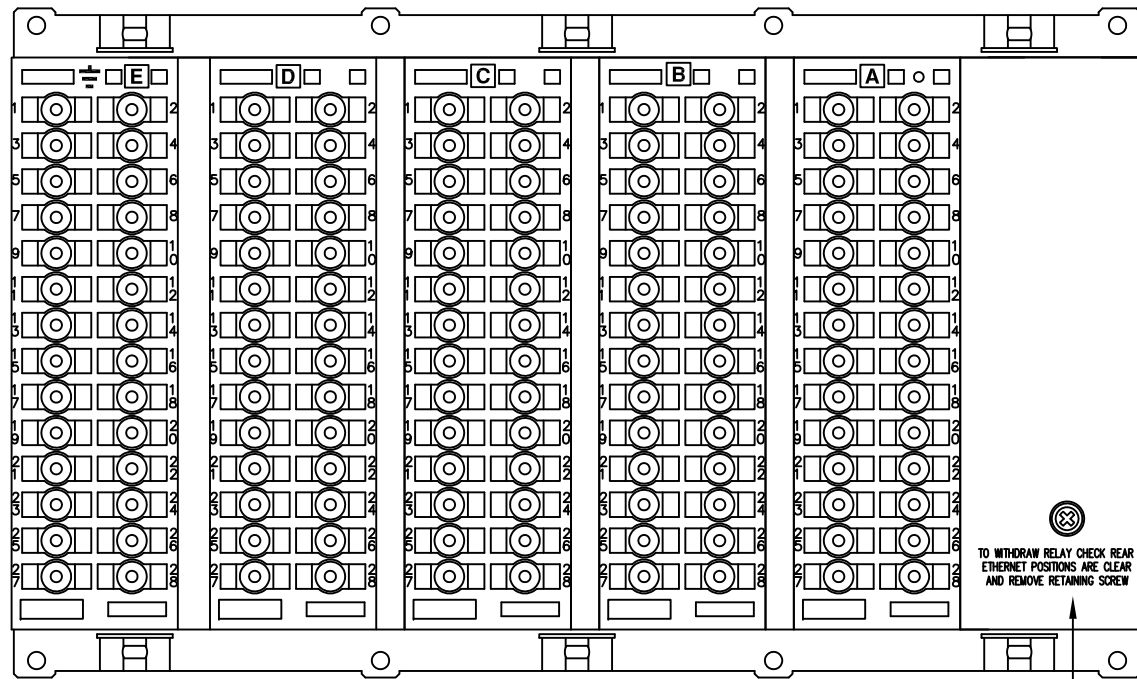
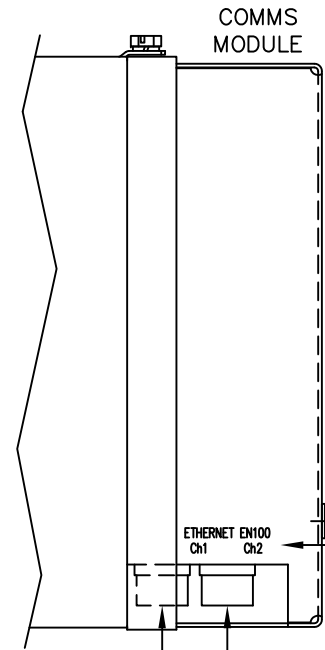


IF IN DOUBT ASK  
DO NOT SCALE



RELAY VIEWED FROM REAR

TO WITHDRAW RELAY CHECK REAR  
ETHERNET POSITIONS ARE CLEAR  
AND REMOVE RETAINING SCREW



ETHERNET COMMS  
INPUT CONNECTORS  
(SEE NOTE 5)  
PART SIDE VIEW ON ARROW 'A'

NOTES

- TERMINALS RECOMMENDED ARE PRE-INSULATED & MUST BE CRIMPED USING APPROVED TOOLING. AMP PIDG OR PLASTI GRIP FUNNEL ENTRY (RING TONGUE) FOR M4 FIXING STUD.
- FOR OUTLINE & PANEL DRILLING, SEE 2995X10021 (A4).
- CONNECTIONS TO THIS COMMUNICATIONS FACILITY IS BY SCREENED, TWISTED PAIR CABLE, ON SITE. WHEN WIRING OTHER FACILITIES ENSURE THAT THESE TERMINALS ARE NOT OBSCURED BY OTHER WIRE RUNS.
- CONTACTS SHOWN THUS ARE INTERNAL RELAY CASE ASSEMBLY AND CLOSE WHEN THE RELAY CHASSIS IS WITHDRAWN FROM THE CASE.
- THE ETHERNET PORTS CAN BE EITHER - 2xFIBRE OPTIC, DUPLEX CONNECTORS OR 2xELECTRICAL, RJ45 CONNECTORS.

SUPPLIER	PART NUMBER	CABLE SIZE
AMP	342103	0.25-1.6mm <sup>2</sup>
AMP	342143	1.0-2.6mm <sup>2</sup>

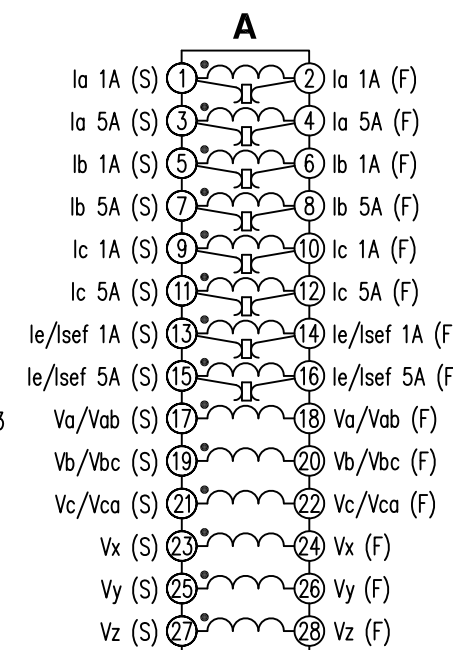
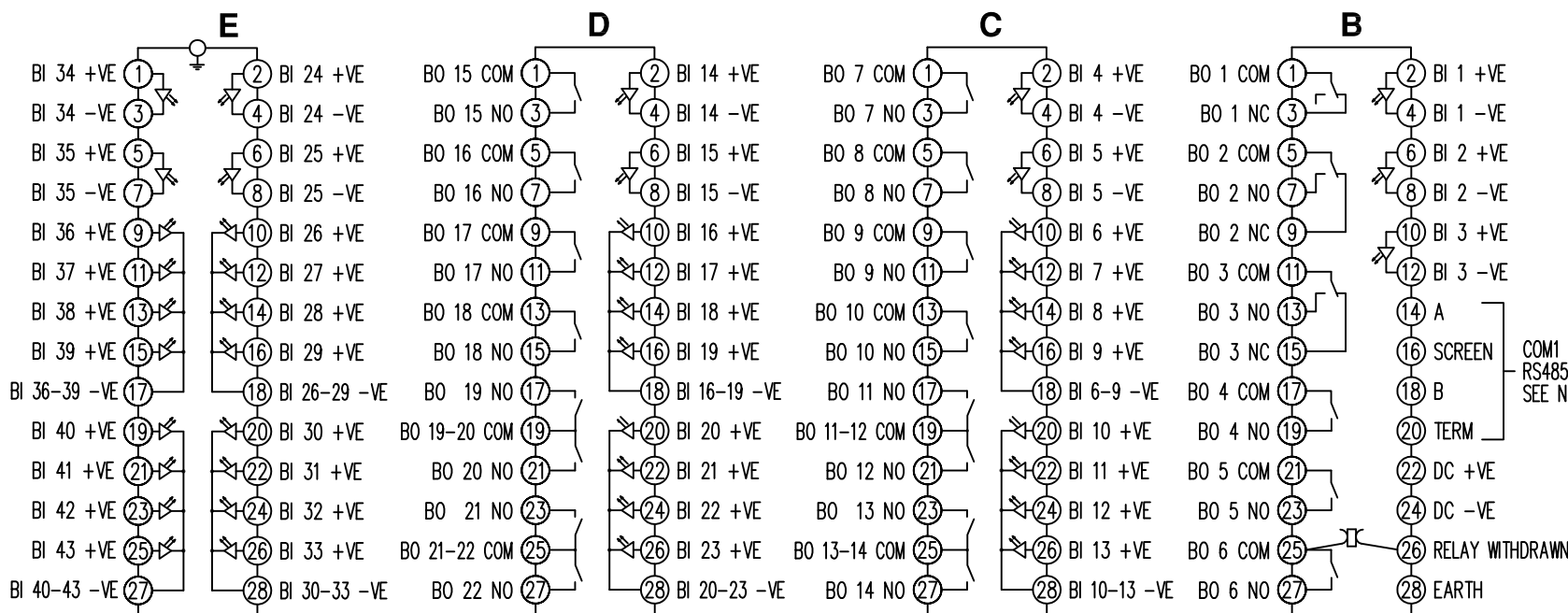
OR ANY OTHER MANUFACTURERS EQUIVALENT TERMINAL.

ABBREVIATIONS	
I-	CURRENT INPUTS
V-	VOLTAGE INPUTS
BI-	BINARY INPUTS
BO-	BINARY OUTPUTS
CO-	CHANGE OVER BINARY OUTPUT CONTACTS
NO-	NORMALLY OPEN BINARY OUTPUT CONTACTS
NC-	NORMALLY CLOSED BINARY OUTPUT CONTACTS

SERIAL PORT IDENTIFICATION	
COM1	RS485 (ON BLOCK 'B' TERMINALS 14,16,18 & 20)
COM2	USB TYPE 'B' PORT (ON RELAY FRONT LABEL)

ETHERNET PORT IDENTIFICATION	
Ch1	ETHERNET PORT (ON REAR COMMS MODULE)
Ch2	ETHERNET PORT (ON REAR COMMS MODULE)

**NOT SUBJECT TO UPDATE  
ONCE COPIED / PRINTED  
OR DOWNLOADED**



MATERIAL:

Dimensions in millimetres : Surface texture in micrometres.  
Machine where marked ✓  
For explanation of dimensions, tolerances, notes etc. see B.S.308.  
Limit on untoleranced unmachined dimensions ± \_\_\_\_\_  
Limits on untoleranced machined dimensions to B.S.4500;  
i.e. up to 6±0.1; over 30 to 120±0.3; over 315±0.8;  
over 6 to 30±0.2; over 120 to 315±0.5;  
General unmachined angular tolerance ± \_\_\_\_\_

Finish:

Treatment:

Title:  
7SR224, E12, TERMINAL ID & WIRING DIAGRAM  
4I,6V, 43BI, 2CO,19NO,1NC, RS485 & ETHERNET(x2) COMMS

**SIEMENS PROTECTION DEVICES LTD.**

Original Scale.

NTS

First used on:

Similar Articles:

Supersedes:

Drq. No.

2435W40081

1	26/07/11	CHANGE
ISSUE	DATE	NOTED

Copyright © 2011 Siemens Protection Devices Ltd. Hebburn