

TPS3 05

Surge Protection Device (SPD) for P4 & P5 Panelboards and Distribution Switchboards

Features:

- Mounts internal to:
 - P4 & P5 panelboards and distribution switchboards
- UL 1449 3rd Edition – 2009, cUL
- UL 1283
- Type 1 SPD (Type 2 cUL)
- Large block, individually fused, thermally protected, 50kA MOV's
- 20kA I_{nT} (most models)
- 200kA SCCR (most models)
- All UL-required OCP & safety coordination included
- UL96A Lightning Protection Master Label compliant (@20kA I_{nT})

- Panelboard Features
 - Copper or aluminum bus
 - MB or MLO

- Switchboard Features
 - Copper or aluminum bus
 - 200% rated neutral bus for harmonic-rich applications
 - CSA, UL 891, UL 67 and NEMA PB-2

- Applications
 - Provides main service or downstream protection for sensitive computer and electronic loads
 - Standard redundancy use: 100kA per phase
 - Increased redundancy use: 200kA per phase
 - Maximum redundancy use: 300kA per phase

- SPD Specifications
 - Surge Current Rating Per Phase

Per Phase	L-N	L-G	N-G
100kA	50kA	50kA	50kA
150kA	100kA	50kA	50kA
200kA	100kA	100kA	100kA
250kA	150kA	100kA	100kA
300kA	150kA	150kA	150kA

 - 100% monitoring – every MOV is monitored, incl. N-G
 - EMI/RFI filtering: Active tracking up to -50db from 10kHz to 100MHz
 - Repetitive impulse: 5,000 hits
 - Less than 1/2 nanosecond response time
 - Relative humidity range: 1-95% non-condensing
 - Operating frequency: 47-63Hz
 - Operating temperature: -25°C (-15°F) to +60°C (140°F)



UL 1449 3rd Edition SPD

SIEMENS

- SPD Features
 - UL 1449 3rd Edition effective September 2009
 - Designed, manufactured & tested consistent with:
 - ANSI/IEEE C62.41.1-2002, C62.41.2-2002, and C62.45-2002
 - 1992/2000 NEMA LS-1
 - NEC Article 285
 - IEC 61643, CE
 - Large block, individually fused, thermally protected, 50kA MOV's
 - 10 year warranty

- SPD Monitoring
 - LED indicators
 - Audible alarm with silence switch and test button
 - Dry contacts
 - Internal rotary disconnect switch

- Available Options
 - Surge counter

- Key Bid Specifications
 - UL 1449 3rd Edition - 2009, cUL
 - UL 1283
 - Type 1 SPD ❶
 - Audible alarm with silence switch and test button
 - Dry contacts
 - EMI/RFI filtering
 - Protection modes on L-N, L-G, L-L, N-G
 - I_n Rating - 20kA
 - Short Circuit Current Rating - 200kA
 - Surge Current Rating

Per Phase = L-N	+	L-G
100kA		50kA 50kA

Ordering Information

Catalog #

TPS3 05

<p><u>Voltage Code</u></p> <p>A = 120/240V, 1Ø, 3W (Fig 1)</p> <p>B = 120/240V, 3Ø, 4W (Fig 3)</p> <p>C = 120/208V, 3Ø, 4W (Fig 2)</p> <p>D = 240V, 3Ø, 3W (Fig 4)</p> <p>E = 277/480V, 3Ø, 4W (Fig 2)</p> <p>F = 480V, 3Ø, 3W (Fig 4)</p> <p>G = 600V, 3Ø, 3W (Fig 4) ❷</p> <p>K = 380/220V, 3Ø, 4W (Fig 2)</p> <p>L = 600/347V, 3Ø, 4W (Fig 2)</p> <p>S = 400/230V, 3Ø, 4W (Fig 2)</p>	<p><u>Surge Current (kA)</u></p> <p>10 = 100kA per phase</p> <p>15 = 150kA per phase</p> <p>20 = 200kA per phase</p> <p>25 = 250kA per phase</p> <p>30 = 300kA per phase</p>	<p><u>Options</u></p> <p>X = Surge counter</p>
--	--	--

- Example: TPS3C0530X = SPD for a 208/120V power panel with a surge current capacity of 300kA per phase and a surge counter option

- When an option is not selected, include a zero (0) in the field

Available Accessories: Ordered Separately

- RMSIE - Remote monitor

UL 1449 3rd Edition - 2009 Test Data Summary									
Voltage Protection Rating (VPR - 6kV, 3kA)									
Voltage Code	Service Voltage	L-N	L-G	N-G	L-L	Type	In	SCCR	MCOV
A	120/240V, 1Ø, 3W (Fig 1)	800	700	700	1200	Type 1	20kA	100kA	150
B	120/240V, 3Ø, 4W (Fig 3)	800 / 1500	700 / 1200	700	1800 / 1800	Type 1	20kA	200kA	150 / 320
C	120/208V, 3Ø, 4W (Fig 2)	800	700	700	1200	Type 1	20kA	200kA	150
D	240V, 3Ø, 3W (Fig 4)		1200		1500	Type 1	20kA	200kA	320
E	277/480V, 3Ø, 4W (Fig 2)	1500	1200	1200	2500	Type 1	20kA	200kA	320
F	480V, 3Ø, 3W (Fig 4)		1800		1800	Type 1	10kA	200kA	552
G	600V, 3Ø, 3W (Fig 4)		2500		2500	Type 1	10kA	200kA	690
K	380/220V, 3Ø, 4W (Fig 2)	1500	1200	1200	2500	Type 1	20kA	200kA	320
L	600/347V, 3Ø, 4W (Fig 2)	1500	1500	1500	2500	Type 1	10kA	200kA	420
S	400/230V, 3Ø, 4W (Fig 2)	1500	1200	1200	2500	Type 1	20kA	200kA	320

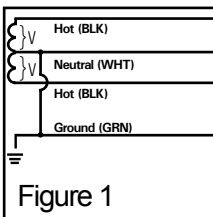


Figure 1

Split
2 Hots, 1 Neu, 1 Gnd

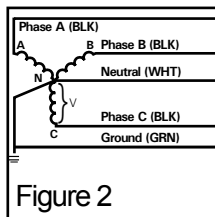


Figure 2

Wye
3 Hots, 1 Neu, 1 Gnd

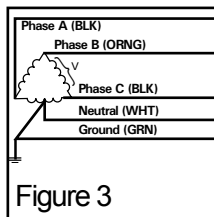


Figure 3

Hi-Leg Delta (B High)
3 Hots, (B High),
1 Neu, 1 Gnd

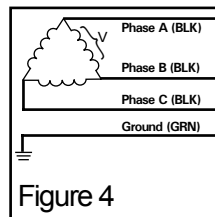


Figure 4

Delta & HRG Wye
3 Hots, 1 Gnd

Siemens Industry, Inc.
Building Technologies Division
5400 Triangle Parkway
Norcross, GA 30092

888-333-3545
info.us@siemens.com

©2010 Siemens Industry, Inc.
All Rights Reserved. Siemens is a registered trademark of Siemens AG. Product names mentioned may be trademarks or registered trademarks of their respective companies. Specifications are subject to change without notice.

www.usa.siemens.com/spd

Notes:

- ❶ Type 2 cUL
- ❷ Available 100kA & 150kA only