

Equity Story Snapshot

Siemens Investor Relations – Status 1st Quarter of Fiscal 2019

www.siemens.com/investor

SIEMENS

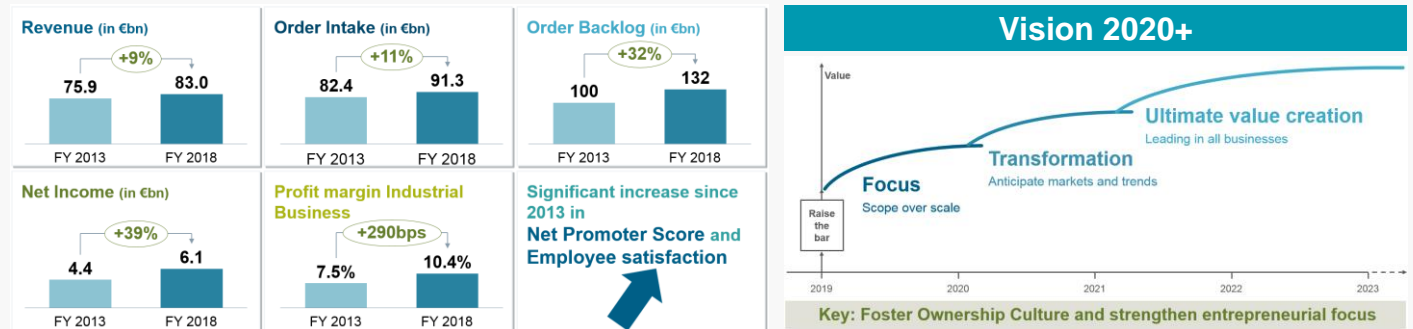
Ingenuity for life

Siemens AG is a global technology powerhouse that stands for engineering excellence, innovation, quality, reliability and internationality since 1847. The company is active in more than 200 countries, focusing on the areas of electrification, automation and digitalization.

Siemens is a leading supplier of efficient power generation and power transmission solutions and a pioneer in infrastructure solutions as well as automation, drive and software solutions for industry. The company is also a leading provider of medical imaging equipment and a leader in laboratory diagnostics.

We achieved a lot with Strategy Vision 2020 and now we raise the bar with Vision 2020+

The Vision 2020 strategy program, launched in 2014, has been largely completed – faster and more successfully than planned. The updated strategy Vision 2020+ is setting the course for long-term value creation through accelerated growth and stronger profitability with a simplified and leaner company structure. The main aim of the Vision 2020+ company strategy is to give Siemens' individual businesses significantly more entrepreneurial freedom under the strong Siemens brand in order to sharpen their focus on their respective markets.

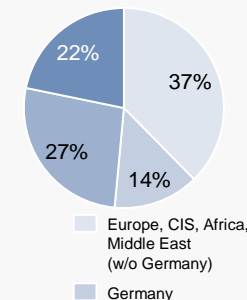


Key Figures

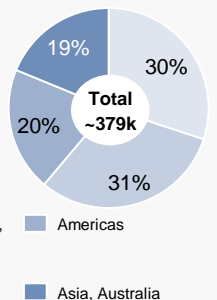
Continuing operations in million €, if not otherwise stated; Financials as reported

	FY 2018	FY 2017	Comparable change in %
Orders	91,296	85,784	+8%
Revenue	83,044	82,863	+2%
Industrial Business profit margin	10.4%	11.1%	
Net income	6,120	6,094	
Return on capital employed (ROCE)	12.7%	13.3%	
Free cash flow	5,824	4,769	
Earnings per share (EPS)	€7.12	€7.34	

Revenue by Region FY 2018



Employees by Region FY 2018



CIS: Commonwealth of Independent States

Siemens businesses

FY 2018 reported	Power and Gas	Building Technologies	Digital Factory	SIEMENS Healthineers	Financial Services
Revenue	€12.4bn	€6.6bn	€12.9bn	€13.4bn	Total Assets: €28.3bn IBIT: €0.7bn RoE: 20.0%
Profit	€0.4bn	€0.8bn	€2.6bn	€2.2bn	
Profit margin	3.0%	11.4%	20.0%	16.5%	
	Energy Management	Mobility	Process Industries and Drives	SIEMENS Gamesa RENEWABLE ENERGY	
Revenue	€12.3bn	€8.8bn	€8.8bn	€9.1bn	
Profit	€1.0bn	€0.9bn	€0.5bn	€0.5bn	
Profit margin	8.2%	10.0%	5.9%	5.3%	

IBIT: Income Before Interest and Taxes
RoE: Return on Equity

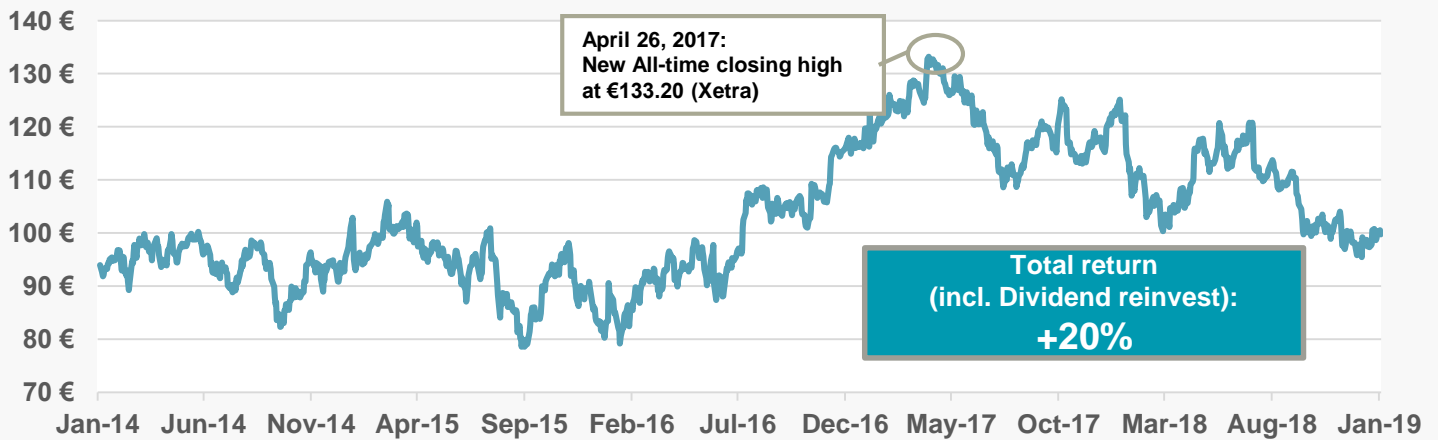
Why to own Siemens shares?

- 1 We execute and deliver now & in the future
- 2 We ensure disciplined capital allocation & offer good return
- 3 We have a compelling strategy
- 4 We have a strong ownership culture

Basic data

ISIN	DE0007236101
ADR CUSIP	826197501
Stock exchange listing	Frankfurt am Main Xetra
Total number of shares	850 million
Major indices	DAX 30
	S&P Global 100
	Dow Jones (DJ) EuroStoxx 50
	DJ Sustainability Index

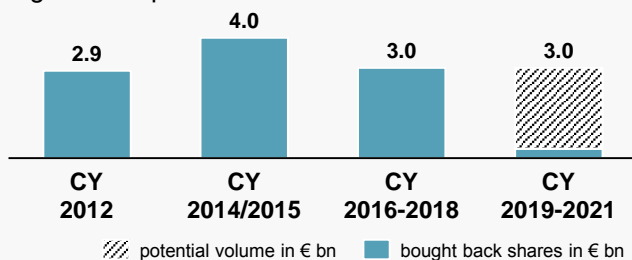
5-year share price performance



Status: January 30, 2019

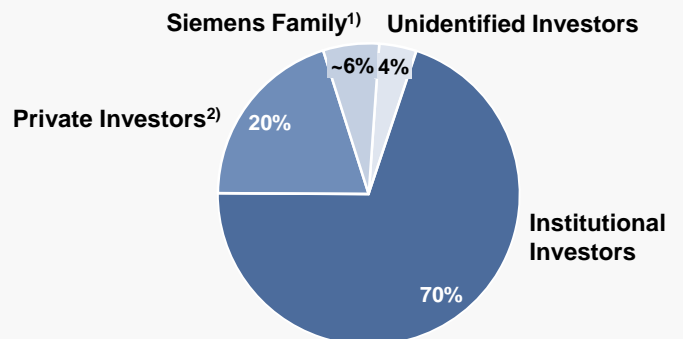
Share buyback

In December 2018 Siemens started a new share buyback program for up to €3bn until November 2021.



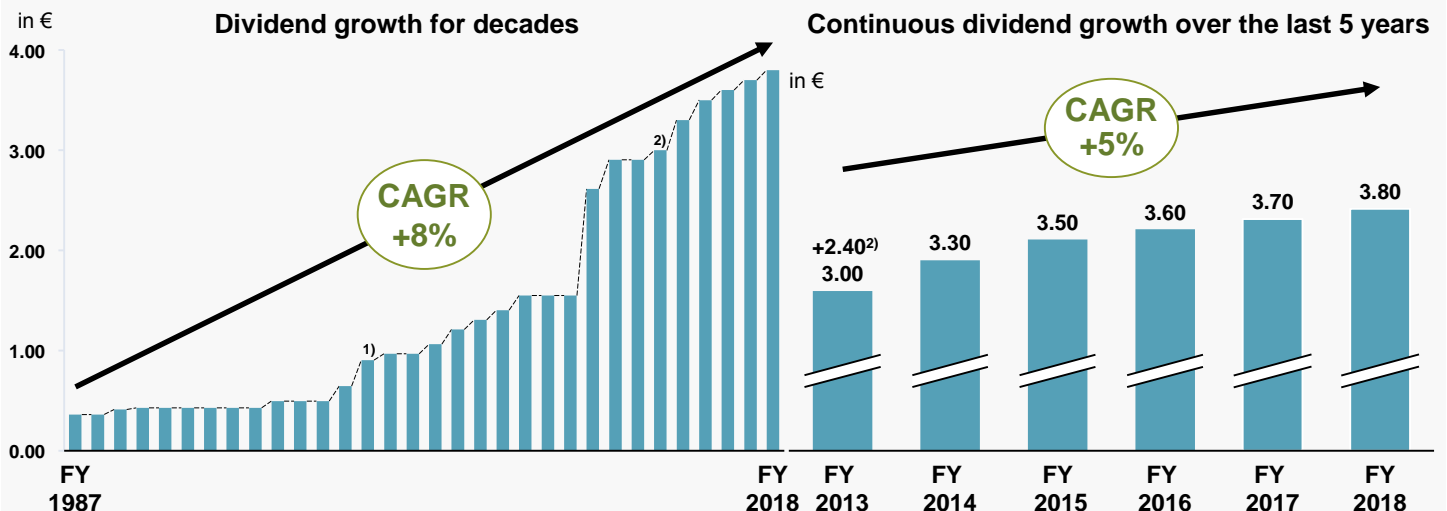
Since 2012 around €10bn in shares have been bought back in different share buyback programs.

Shareholder structure (Status November 2018)



¹⁾ including family members and foundations established by the family
²⁾ therein ~3% Siemens employees

Dividend payout



General remark: Dividend figures adjusted for DM/Euro conversion before 2001 and several share splits

¹⁾ Excluding €1.00 special dividend effect of Infineon & Epcos IPO

²⁾ Excluding effect of OSRAM stock distribution to shareholders of €2.40 per share; previous years adjusted for OSRAM spin-off factor

CAGR: Compound Annual Growth Rate