






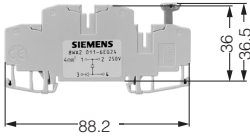






Terminal Blocks

8WA2 Terminals with Cage Clamps

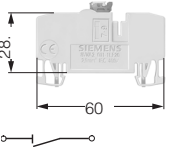

Diode terminals

Selection and ordering data

With insulating body of moulded thermoplastic · Front connection with Cage Clamps

Dimensions ⁴⁾	IEC ratings uninterrupted current IEC ratings insulation voltage	UL ratings current / voltage	Description	Color	Arrangement of components	Order No.	Price
	Terminal size 2.5 mm ² · Overall width 5.2 mm  AWG 28 - 14		1 A 250 V	30 A 600 V	Diode terminal ¹⁾		8WA2 011-1EF20
	Terminal size 4 mm ² · Overall width 6.2 mm  AWG 28 - 12		32/1 A 250 V	30 A 300 V	Diode terminal ²⁾		8WA2 011-6EG20
			20 A ³⁾ 300 V		Diode terminal ²⁾		8WA2 011-6EG21
			1 A 250 V	20 A ³⁾ 300 V	Diode terminal ²⁾		8WA2 011-6EG22
			32/1 A 250 V	20 A ³⁾ 300 V	Diode terminal ²⁾		8WA2 011-6EG23
			20 A ³⁾ 300 V		Terminal with red LED		8WA2 011-6EG24
			32 A 24 V	20 A ³⁾ 300 V		Terminal with red LED	

Sliding-link terminals

	Terminal size 2.5 mm ² · Overall width 5.2 mm  AWG 28 - 14		16 A 400 V	10 A 600 V	Isolating terminal For isolating the current path without disconnecting the conductors	light gray	8WA2 011-1LF20
---	--	--	---------------	---------------	--	------------	-----------------------

- 1) Peak reverse voltage 1000 V.
- 2) Peak blocking voltage U_{RRM} 1000 V.
- 3) 25 max. for factory wiring only.
- 4) 25.4 mm = 1.00 inch.