

The Siemens logo is displayed in a bold, teal, sans-serif font.

Ingenuity for life

Siemens e-car Solutions

Siemens VersiCharge™ Applications

Solutions Overview


Siemens offers complete solutions for your transportation electrification projects. Our EV charger offering is anchored by the award winning VersiCharge™ technology and supported by proven, customizable and cost effective electrical gear to complete all of your make ready installations. With 170 years of expertise in the power distribution business Siemens has been designing and deploying electrical infrastructure in projects of all sizes – ranging from single family homes to office buildings, hospitals, and airports, which are now potential sites for the installation of electric vehicle charging applications. While the world of EV charging may be a new one to many of our customers, the expertise of designing the systems to power it is nothing new for Siemens. We can provide the complete electric vehicle charging infrastructure, from basic hardwired installations, to full-scale commercial charging solutions, including as much of the make ready components you may need (transformers, switchboards, meter banks as well as the networking components to ensure good signaling strength even in the most challenging environments). Siemens is the integral technology partner in transportation electrification.

Siemens VersiCharge applications in this brochure:

- Workplace
- Parking Lot / High Density Fleet
- Condos / Homes Multi-Use




1. Workplace Applications



Benefits

- Siemens solution across portfolio
- Lighting panel with optional SEM3 for embedded metering
- Pedestal mounting available


2. Parking Lot / High Density Fleet Applications



400-800A Solution.

Benefits

- Integrated IPS (Integrated Power System) panelboard and transformer for reduced installation time
- Compact footprint
- Optional embedded utility metering compartment

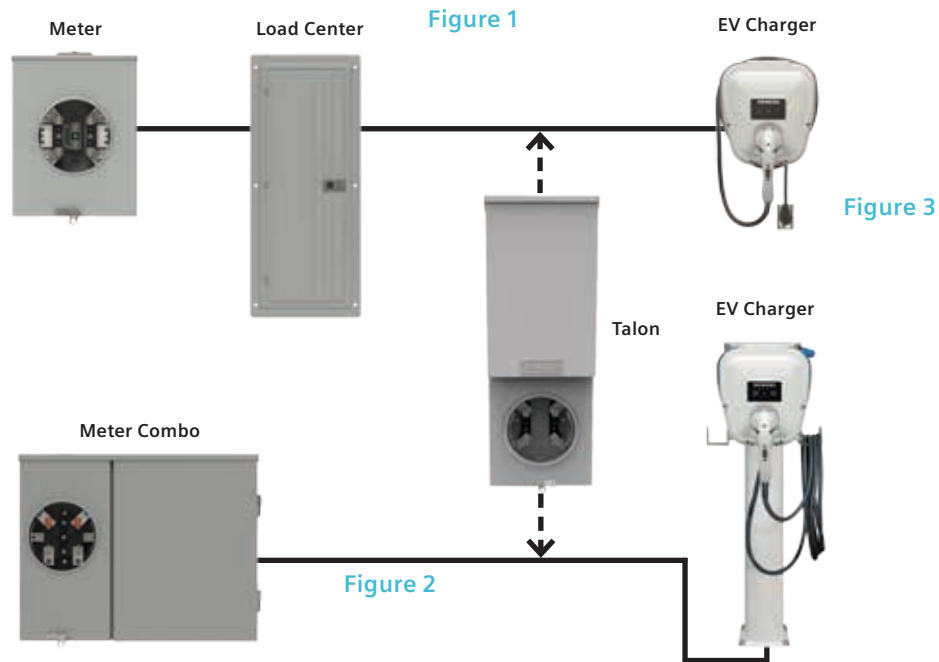


1200A + Solutions includes SEM3 embedded metering, remote monitoring + communication.

Benefits

- Ability to communicate MODBUS TCP/IP out for remote operation of main breaker
- Integrated IPS (Integrated Power System) panelboard and transformer for reduced installation time
- SEM3 embedded metering for monitoring each individual charger or group of chargers
- Compact footprint - skinny main up to 2500A
- Optional embedded utility metering compartment

3. Condos / Homes Multi-Use Applications



Single Family

The most common installation is to add a 2-pole 40 amp breaker to the existing (or new) load center or meter combination. This is connected to either a 240V receptacle that the car charger plugs into or can be connected directly to the charger. (See figure 1 & 2)

If the car charger needs to be metered by the utility company separately, a Talon Meter pedestal can be installed between the load center/meter combination and the car charger. (See figure 3)

For EUSERC areas, the EV car charger UNI-PAK product can be mounted on the outside of the house to allow separate metering and loading for the house and car charger. (See figure 4)


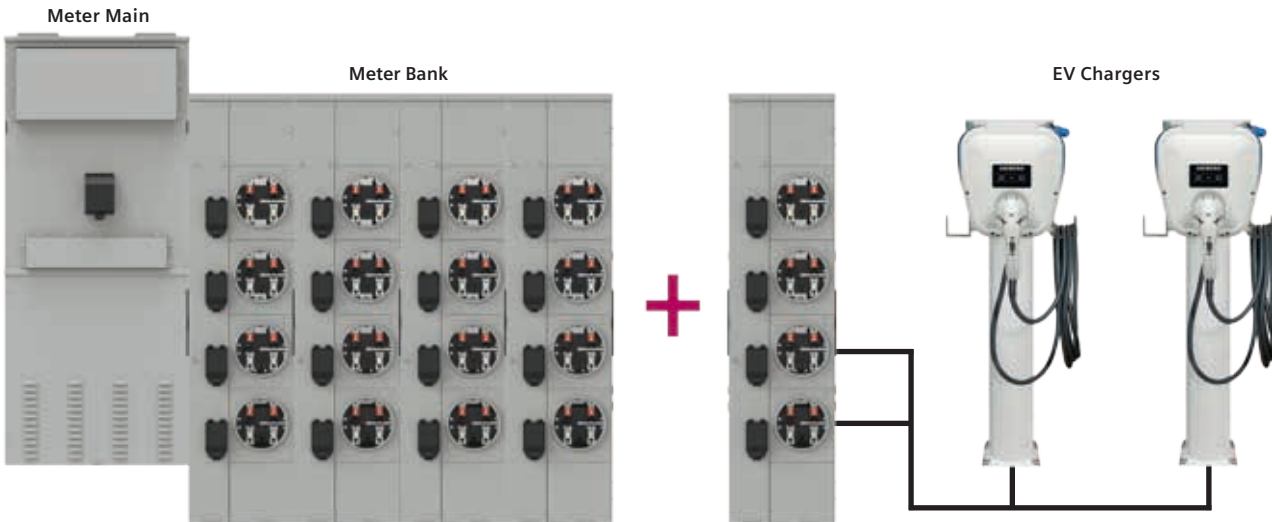


Figure 4

3. Condos / Homes Multi-Use Applications

Figure 5




Multi-family

For small quantities of car chargers located near multiple buildings, adding one or more meter stacks to an existing group metering line up can be used to supply and meter each charger. (See figure 5)

For large quantities of car chargers located in a separate parking area (such as a parking deck), there are several methods that can be used to supply and meter each charger. One method is to install a completely separate service of group metering with the purpose of feeding and metering each charger. Other methods are similar to the installations for high density or workplace as discussed in other sections of this document. (See figure 6)

Figure 6



VersiCharge™ - Electric Vehicle Charging Portfolio



VersiCharge Hard Wire

- Indoor use only
- Hardwire install only
- 14 foot cord
- Communication option not available
- Buttons for pause
- 2/4/6/8 hours delay functionality on the front panel



VersiCharge Universal

- Indoor / outdoor
- Plug or hardwire install
- 20 foot cord
- Communication option not available
- Buttons for pause
- 2/4/6/8 hours delay functionality on the front panel



VersiCharge SG

- Indoor / outdoor
- Plug or hardwire install
- 20 foot cord
- Wi-Fi enabled
- Revenue accurate meter
- Free cloud connection
- Free phone app



VersiCharge SG OCPP

- Indoor / outdoor
- Plug or hardwire install
- 20 foot cord
- Wi-Fi enabled
- Revenue accurate meter
- OCPP 1.6 for User Access and Payment Management
- Open ADR 2.0B for Demand Response Control
- Optional meter calibration



VersiCharge Pedestal

- Mounting post for all VersiCharge variants
- Robust construction for commercial, outdoor use
- Cable management on both sides
- Lockable housing (padlock not included)
- Included tamper resistant screws for VersiCharge charging unit



VersiComm

- Cellular gateway for up to 25 EV chargers
- One data plan for aggregated data
- Indoor / Outdoor
- 120V and 240V variants available
- Easy and versatile installation

**Published by
Siemens 2018**

Siemens Industry, Inc.
5400 Triangle Parkway
Norcross, GA 30092

Siemens Technical Support: 1-800-333-7421
info.us@siemens.com

Printed in USA
Order No. RPBR-ECARB-0418-CP
All Rights Reserved
© 2018, Siemens Industry, Inc.
usa.siemens.com/VersiCharge

The technical data presented in this document is based on an actual case or on as-designed parameters, and therefore should not be relied upon for any specific application and does not constitute a performance guarantee for any projects. Actual results are dependent on variable conditions. Accordingly, Siemens does not make representations, warranties, or assurances as to the accuracy, currency or completeness of the content contained herein. If requested, we will provide specific technical data or specifications with respect to any customer's particular applications. Our company is constantly involved in engineering and development. For that reason, we reserve the right to modify, at any time, the technology and product specifications contained herein.