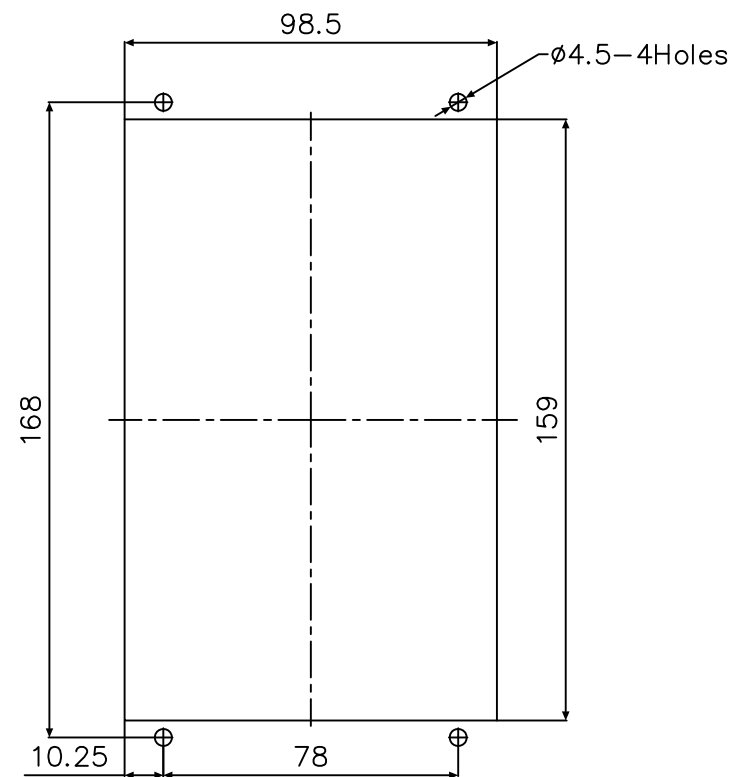
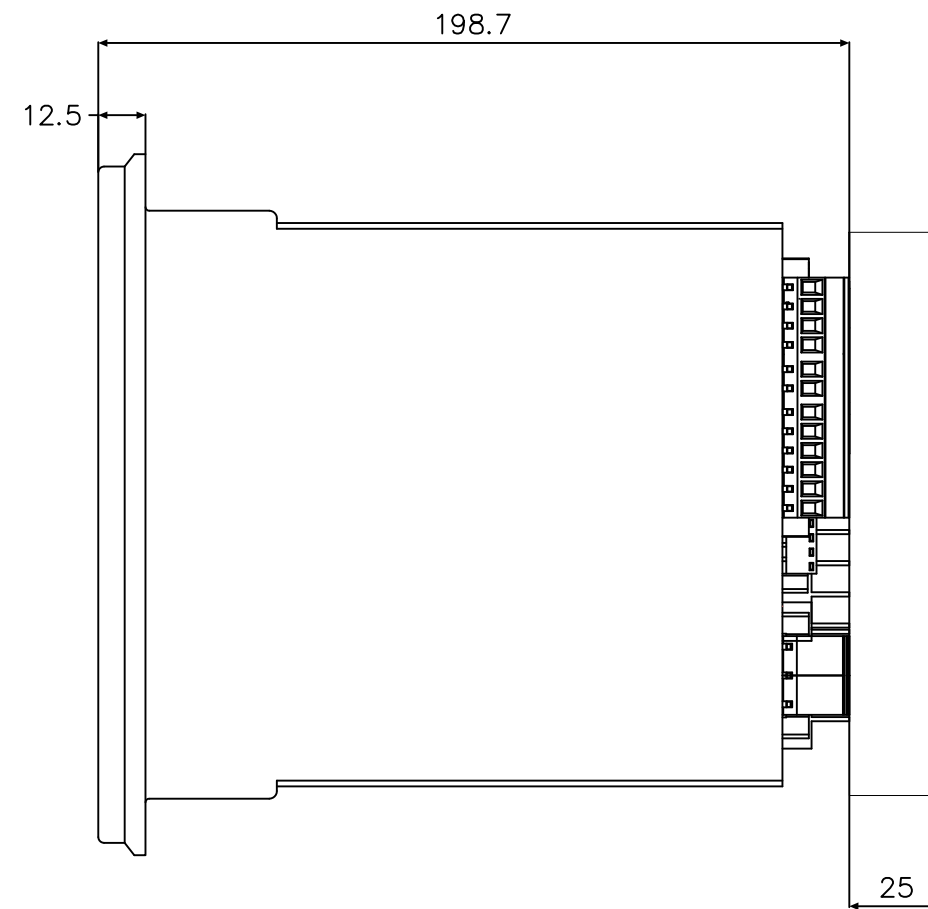
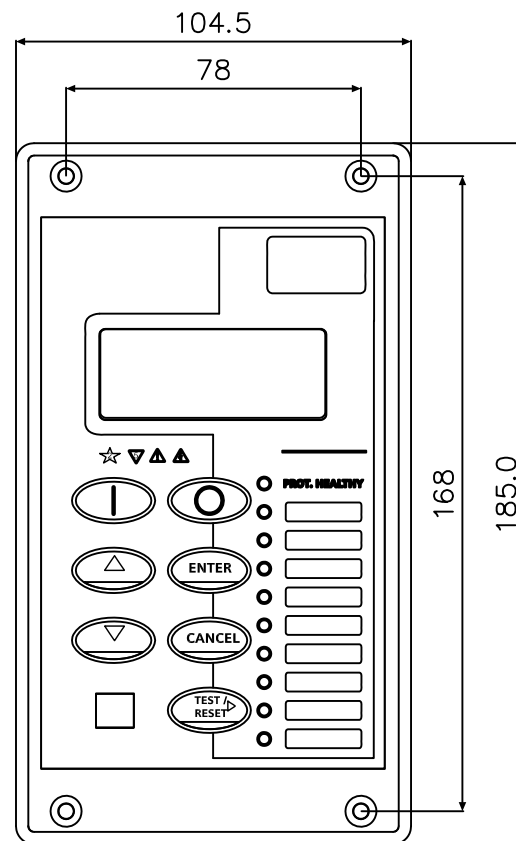


IF IN DOUBT ASK
DO NOT SCALE



PANEL
CUT-OUT



25mm CLEARANCE
FOR TERMINAL
WIRING

**NOT SUBJECT TO UPDATE
ONCE COPIED / PRINTED
OR DOWNLOADED**

NOTE:

THE $\phi 4.5$ HOLES TO BE CLEARANCE AND RELAYS MOUNTED USING M4 MACHINE SCREWS,NUTS AND LOCKWASHERS(SUPPLIED IN PANEL FIXING KIT)

1	17/09/15	
ISSUE.	MOD.DATE.	CHANGE
ISSUE	DATE	NOTED

MATERIAL: MATERIAL.

Copyright © YEAR Siemens Protection Devices Ltd. Hebburn

Dimensions in millimetres : Surface texture in micrometres.
Machine where marked
For explanation of dimensions, tolerances, notes etc. see B.S.308.
Limit on untoleranced unmachined dimensions \pm _____
Limits on untoleranced machined dimensions to B.S.4500;
i.e. up to 6 ± 0.1 ; over 30 to 120 ± 0.3 ; over 315 ± 0.8 ;
over 6 to 30 ± 0.2 ; over 120 to 315 ± 0.5 ;
General unmachined angular tolerance \pm _____

Finish:

Title:

First used on:

PANEL CUTOUT DRAWING

Similar Articles:

Treatment:

SIEMENS PROTECTION DEVICES LTD.

Original Scale.

Supersedes:

NTS

Drg. No.

2995X10024