

| REVISION | DATE | BY | DATE | BY |
|----------|------|---------|----------|----|
| | | DRAWN | 17/09/20 | MA |
| | | CHEK'D | | |
| | | VERIF'D | | |

| | |
|-----------|----------------------------|
| CUSTOMER | |
| ORDER NO. | DWG. NO. |
| | 3F3Y030K4BLN3D16 SH 1 OF 3 |

SIEMENS

CATALOG NO. 3F3Y030K4BLN3D16
 SERIAL NO. SERIES H
 30 kVA 60 Hz 3 PHASE
 2.5 % IMP AT 100 °C

80 °C RISE 30 °C AVG. AMBIENT
 220 °C TEMP CLASS 40 °C MAX. AMBIENT

PRIMARY (H1 H2 H3) 480 V 10 kV BIL
 SECONDARY(X0 X1 X2 X3) 208Y/120 V 10 kV BIL

WINDING MATERIAL AL

ENCLOSURE TYPE 3R WEIGHT 365 LBS

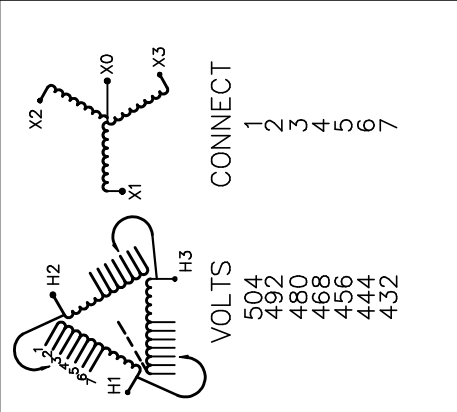
ENERGY EFFICIENCY EXCEEDS CSA DOE 10 CFR PART 431:2016
 C802.2-2012

SPACINGS BETWEEN ANY VENTILATED ENCLOSURE PANEL AND ANY ADJACENT WALL SHALL BE A MINIMUM OF 3 INCHES ELECTROSTATIC SHIELD

SOUND LEVEL IS 3dB LOWER THAN NEMA ST20 REQUIREMENTS

SUITABLE FOR NONSINUSOIDAL CURRENT LOAD WITH K-FACTOR NOT TO EXCEED K- 4 SUITABLE FOR INDOOR OR OUTDOOR LOCATIONS BEFORE HANDLING, INSTALLING AND OPERATING, SEE INSTRUCTION MANUAL

NEMA Class ANN Dry Type Transformer



TYPE K

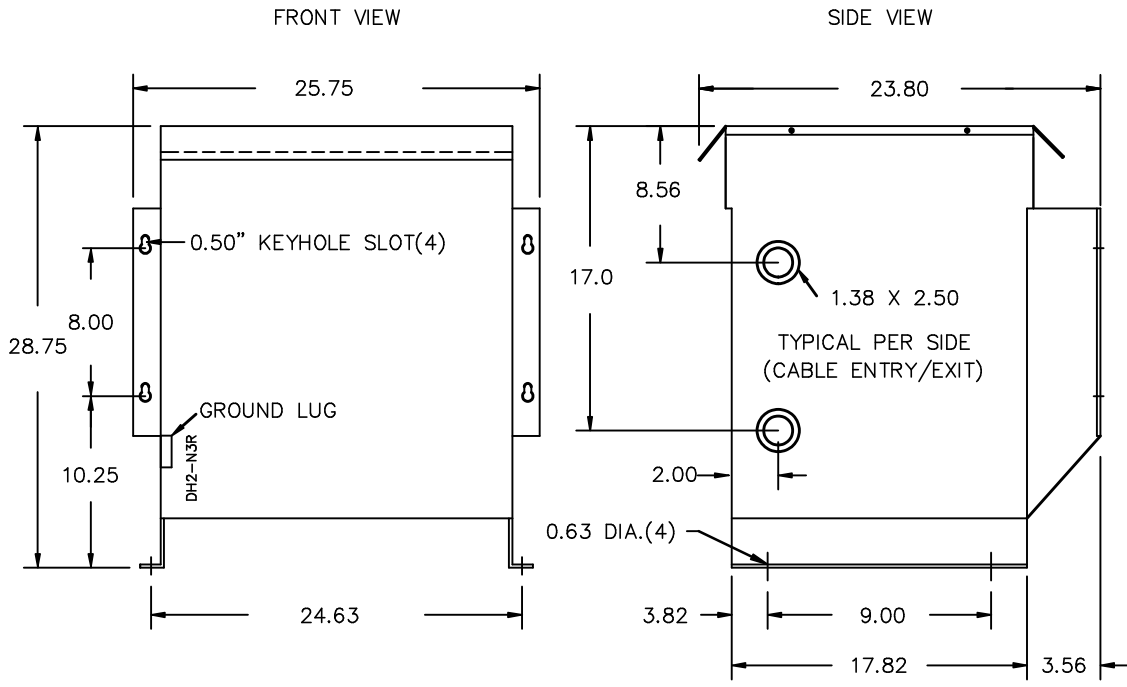
UL LISTED

DRY TYPE TRANSFORMER 7705 E112313

LR 3902

SEISMIC QUALIFICATIONS, FLOOR MOUNT ONLY
 OSP-0136-10 IBC, 2012/ASCE 7-10
 SDS<=2.0g Z/h=1 p=1.5

Siemens Industry, Inc. Norcross, GA dsu0087e



All Dimensions in inches

ENCLOSURE COLOR : ANSI 61 GREY – OUTDOOR

H.V.1. TERMINAL DETAIL

L.V.1. TERMINAL DETAIL

MECHANICAL TYPE LUGS INCLUDED
SUITABLE FOR #14-2 CU/AL
CONDUCTORS
1 CONDUCTOR PER PHASE

MECHANICAL TYPE LUGS INCLUDED
SUITABLE FOR 250MCM-6 CU/AL
CONDUCTORS
1 CONDUCTOR PER PHASE

CUSTOMER NOTES:

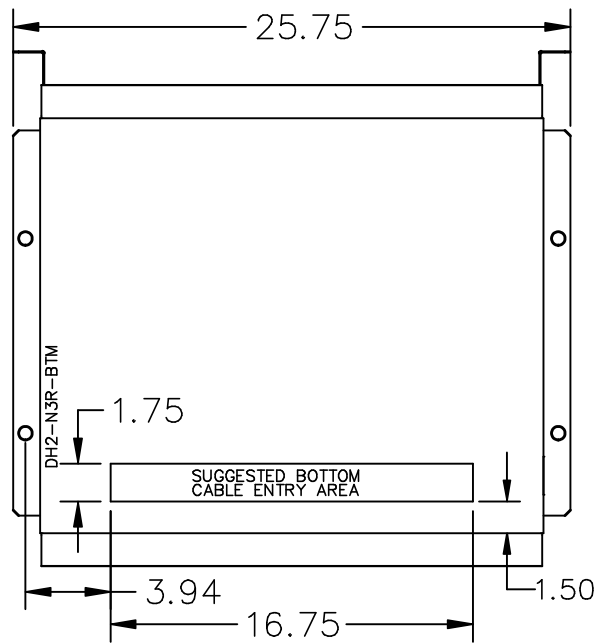
- HV1 TERMINATED AT TOP FRONT
- LV1 TERMINATED AT BOTTOM FRONT

Siemens Industry, Inc.

| REVISION | DATE | BY | DATE | BY |
|----------|------|---------|----------|----|
| | | DRAWN | 17/09/20 | MA |
| | | CHEK'D | | |
| | | VERIF'D | | |

| | |
|-----------|--|
| CUSTOMER | |
| ORDER NO. | DWG. NO. 3F3Y030K4BLN3D16 SH 2 OF 3 |

ENCLOSURE BOTTOM VIEW



NOTE:
 WHEN BOTTOM CABLE ENTRY IS OPTED, THE SPACE USED FOR CONDUITS IN THE FRONT OF THE TRANSFORMER SHOULD NOT OBSTRUCT MORE THAN 50% OF THE FRONT AIR INTAKE AREA DEFINED BETWEEN THE BOTTOM PLATE AND THE SUPPORTING LEGS.
 SEE MANUAL FOR ADDITIONAL INFORMATION

Siemens Industry, Inc.

| REVISION | DATE | BY | DATE | BY | CUSTOMER |
|----------|------|---------|----------|----|------------------------------|
| | | DRAWN | 17/09/20 | MA | |
| | | CHEK'D | | | ORDER NO. |
| | | VERIF'D | | | DWG. NO. 3F3Y030K4BLN3D16 |
| | | | | | SH 3 OF 3 |