



MoComp Bogie SF2000

Bogies for heavy metro vehicles

The SF 2000 bogie is a further development of the bogie for railcar series 4020, in revenue service on the Austrian Federal Railways since the seventies.

Very adaptable

This bogie ensures low wheel wear, even under poor track conditions. Careful design calculation on running characteristics lead to optimum suspension stages for high ride quality under all operating conditions.

Easy spare part warehousing

The motor and trailer bogies are basically of identical design, except for the fact that the traction unit is additionally fitted in the motor bogie. This reduces the number of components required and simplifies spare part stock keeping.


Infrastructure friendly

Primary suspension comprises laminated conical sleeve springs of metal rubber design, which are fitted between the axle box and the bogie frame. The conical springs take over the function of axle guidance and primary suspension. Due to the special design, separate primary dampers are not required. The low primary suspension stage gives an extremely flat, sturdy bogie frame with head beam. The wheelbase of 2300 mm gives optimum curving performance resulting in reduced wheel/rail wear and low space requirements beneath the vehicle. The levelling valve ensures that the same floor height can be maintained under varying load conditions.

Easy Maintenance

The three phase motors are fixed on the bogie frame

and are arranged laterally in the bogie. Per wheelset a partially suspended low noise spur gear in combination with a curved toothed coupling transmits the torque from the traction motor to the wheelset. By separating the spiral toothed coupling, the axle and gear unit can be replaced without dismantling the traction motor. The bogie is equipped with four-wheel disc brakes, offering the advantage of low rolling noise. Brake units are arranged on the outside and allow easier access for maintenance work.



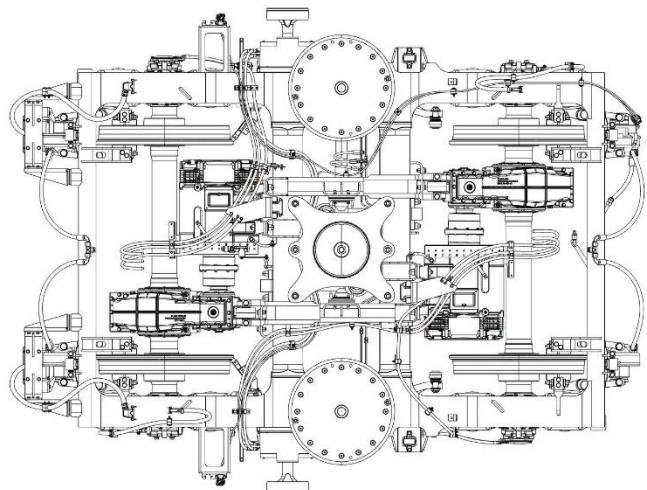
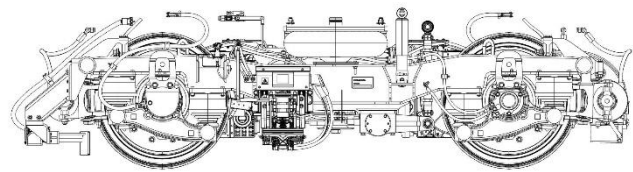
SF2000 bogie

Technical data SF2000

Bogie	SF2000
Running speed	up to 80 km/h
Axle load (EN 13103)	up to 16,2 t
Continuous power per wheelset	up to 230 kW
Wheelbase	2300 mm
Track gauge	1435 mm
Wheel diameter new/worn	850 / 770 mm
Smallest radius of curvature in service/workshop	95 / 80 m
Bogie height	925 mm
Weight MBG/TBG	approx. 7,5 t / approx. 5,5 t

References:

TRTC Taipei
BTS Bangkok
MRTA Bangkok



Published by

Siemens Mobility Austria GmbH

SMO RS CP BG&P

Eggenberger Straße 31

A-8020 Graz

Austria

© Siemens Mobility GmbH 05/2022

[siemens.com/mobility](https://www.siemens.com/mobility)



The information given in this document contains general descriptions of technical possibilities which may not always be available in a particular case. The requested performance characteristics have therefore to be defined in the event of contract ward for the particular case in question.

SIEMENS