

Siemens.com/mobility

QINN1 Relay

A twin dc tractive armature relay


General data

Contact Arrangement: 5F 3B LH & RH
 Nominal Rated Voltage 12 V dc
 Approximate Weight: 1.3 kg

Note: Refer to the following data sheets:

- 7-1-1 for general information and contact ratings.
- 7-2-1 for dimensions.
- 8.2 for tools.
- 8.3 for plugboard and connector details.

Refer overleaf for specific data.



Typical Twin Coil Relay

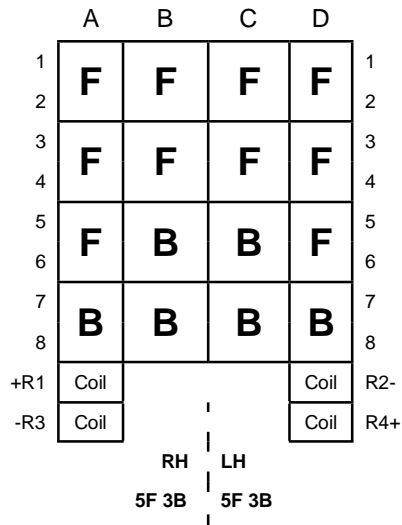
Description

This unit comprises two independent relays mounted side-by-side on a single base.

Each relay is designed to operate a maximum of eight pairs of silver to silver contacts. The unit is intrinsically safe, certified to I.S. 1878 and Class 1 BS 1259:58. On switching off, two diodes connected in parallel across each coil absorb the energy of the decaying current in the relay coils.

WARNING: This relay is not designed for railway signalling use.

Contact layout viewed from rear



Packaging

Q-Relays are packed in a carton holding ten relays; the same container is used for quantities of four to nine relays. Quantities less than four are packed individually in cardboard boxes, as are all train-carried relays. Each container has a bar-coded label affixed to the outside, stating details of the packaged relay(s) and the quantity therein.

EMC Compliance

Q-Relays comply with the relevant emission requirements of EN 55014. It is considered that these relays have inherent immunity to in-service electromagnetic disturbance.


A Technical Certificate for EU Directive on EMC (89/336/EEC) has been obtained.

Technical data

SIEMENS Part No. (PAD No.)	CONTACT ARRANGEMENT	RATED VOLTAGE (V dc)	PIN CODE	COIL RES (OHMS)	WDG SPEC 1/108/-	MAX FULL OP. (V dc)	MIN REL (V dc)	PLUGBOARD	REQD No. OF CONNECTORS J4137/3	REMARKS
B18519/10	5F 3B LH & RH SIL-SIL	12	BCJKX	115	102	8	1.5	J4138/258	36	SPECIAL FOR MINING



Un-drilled plugboard
Part No. E7218/1



Representation of Relay,
Plugboard and Retaining clip
(Clip Part No. J4136/1)

Siemens Ltd
Infrastructure & Cities Sector
Mobility and Logistics Division
Rail Automation
PO Box 79
Pew Hill
Chippenham
Wiltshire SN15 1JD
UK
www.siemens.com/rail-automation

Printed in the United Kingdom

Data Sheet 7-2-32

X342/55/000051 Revision 04

SIEMENS

The information within this document contains general descriptions of the technical options available, which do not always have to be present in individual cases. The required features should therefore be specified in each individual case at the time of closing the contract.