

Power Panelboards

P5 Panelboards

Features

The P5 panel is the largest footprint distribution panel in the Siemens panel family. Even though it is our largest panel type, the P5 panel is still a space saver with its 38" width and 12.75" depth. With even higher main ratings to fit the application that require more or larger branch devices. This panel offers a wide array of factory assembled options and has the ability to mix breaker frames in unit space up to 1200 amps and fusible switches up to 1200 amps. Bussing options for the P5 vary from the standard temperature rated aluminum to temperature rated copper and 750 A/SI aluminum and 1000A/SI copper designs.

All aluminum bussing in the P5 panel is tin-plated as a standard. Silver-plated is offered as the default for copper bus and tin as an option. Integrated time clocks, bus mounted contactors as mains or submains, split bus and subfeed lugs (up to 600 amps) are just a few of the options of this flexible panel.



The P5 panel configurations defined by the unit space allowed for a given amperage, main device and box height. The P5 panel starts with a 60" high box. All of the branch devices are unit space mounted. Breakers and switches can be mixed and matched to meet customer requirements.

Main Lug / Main Breaker

Enclosure – Standard Type 1 enclosure is 38" wide x 12.75" deep. X Box Height is determined by main device and unit space. See charts for box height.

Voltage – 600V AC max.
250V DC max.

Amperage – 400-1200 amp main breaker, 400-1200 amp main lug only or 200-1200 amp main switch.

Short Circuit Rating – 200 Kaic max. symmetrical or equal to the lowest rated device installed unless a series rating is indicated. Panels with subfeed or feed-thru lugs without a main device, circuit breaker or fusible unit, are limited to a three-cycle rating. The three-cycle rating for the P5 panel is limited to 42 Kaic. Note that the main device may be mounted remote from the panel.

Bussing – The P5 panel has more options to meet market requirements. The standard bussing is temperature rated aluminum. The rating is per the requirements of UL 67 – the standard for panelboards. All aluminum bussing is tin-plated. Optional bussing for the P5 panel is: 750 A/si aluminum, temperature rated copper, and 1000 A/si copper. The copper bus option for this panel is tin-plated.

Weight – Approximate

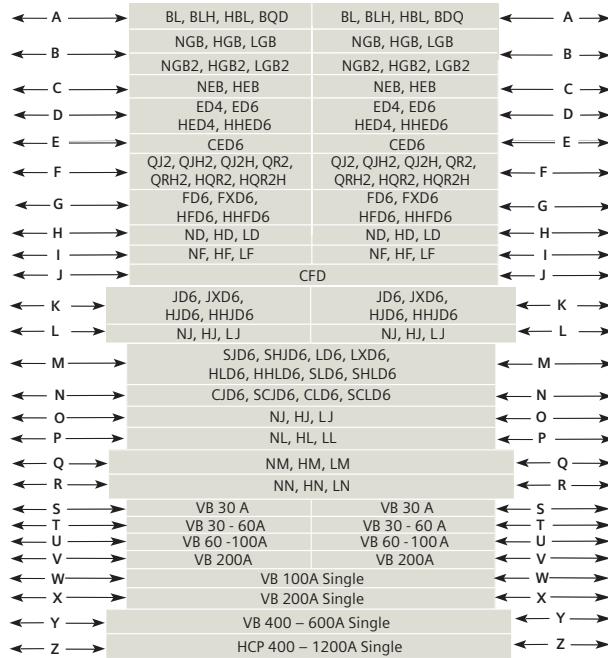
Total panelboard weight when filled with a normal quantity of breakers and accessories is about 10 lbs. (1 kg) per inch (25.4 mm) of box height.

Enclosure Selection^①

Enclosure Dimension in Inches (mm)				Available Unit Space in Inches (mm)					
H	W	D		Main Lug Only	Main Breaker		Main VB Switch		Main HCP Switch
Type 1 or 3R/12	Type 1	Type 3R/12	Type 3R/12	400 - 1200A	400-800A	1200A	200A	400A-600A	400-1200A
60 (1524)	38 (965)	12.75 (324)	14.25 (362)	30 (762)	21.25 (540)	20 (508)	20 (508)	-	13.75 (349)
75 (1905)	38 (965)	12.75 (324)	14.25 (362)	45 (1143)	36.25 (921)	35 (889)	40 (1016)	25 (889)	28.75 (730)
90 (2286)	38 (965)	12.75 (324)	14.25 (362)	60 (1524)	51.25 (1302)	50 (1270)	55 (1397)	40 (1270)	43.75 (1111)

Branch Breaker Side Gutter Inches (mm)

Reference Letter	Panel Width 38 Inches Dimensions in inches (mm)
A	14.00 (356)
B	13.98 (355)
C	11.62 (295)
D	10.00 (254)
E	7.61 (193)
F	8.75 (222)
G	8.25 (210)
H	10.90 (276)
I	10.90 (276)
J	11.76 (299)
K	7.92 (201)
L	8.00 (203)
M	13.42 (341)
N	12.00 (305)
O	15.50 (393)
P	14.25 (362)
Q	13.42 (341)
R	13.42 (341)
S	10.00 (254)
T	8.00 (203)
U	10.50 (267)
V	10.50 (267)
W	9.30 (236)
X	10.30 (262)
Y	9.30 (236)
Z	10.30 (262)



^① Standard trim is for space without door. Surface flush one piece trim is available for 32" (813mm) wide circuit breaker panel.

Type P5
Branch Circuit Breakers^①

Breaker Frame Rating	Trip Type	Breaker Family	Frame Type	Poles	Trip Amperage	Unit Space Requirements in Inches		Maximum Interruption Rating (KAIC) Volts AC							
						Single	Twin	120	240	480Y/277	480	600Y/347	600		
100	Thermal Magnetic	General Application	BL	1, 2, 3	15-60, 70, 80, 90, 100	—	3.75 ^{②③}	10,000	10,000	—	—	—	—	—	
			BLR	2	15, 20, 30, 40, 50, 60, 70, 80, 90, 100	—	3.75 ^{②③}	10,000	10,000	—	—	—	—	—	
			BLH	1, 2, 3	15-60, 70, 80, 90, 100	—	3.75 ^{②③}	22,000	22,000	—	—	—	—	—	
			HBL	1, 2, 3	15-60, 70, 80, 90, 100	—	3.75 ^{②③}	65,000	65,000	—	—	—	—	—	
			BQD	1, 2, 3	15-50, 60, 70, 80, 90, 100	—	3.75 ^{②③}	65,000	65,000	14,000	—	—	—	—	
			BQD6	1, 2, 3	15-50, 60, 70	—	3.75 ^{②③}	65,000	65,000	—	—	—	10,000	—	
	Special Application Ground Fault Circuit Interrupter		BL-HID	1, 2	15, 20, 30	—	3.75 ^{②③}	10,000	10,000	—	—	—	—	—	
			BL-BG	2, 3	15, 20, 30	—	3.75 ^{②③}	10,000	10,000	—	—	—	—	—	
			BLE-GFCI	1, 2	15, 20, 30, 40, 50, 60	—	3.75 ^②	10,000	10,000	—	—	—	—	—	
			BLEH-GFCI	1, 2	15, 20, 30, 40, 50, 60	—	3.75 ^②	10,000	10,000	—	—	—	—	—	
			BLF-GFCI	1, 2	15, 20, 30, 40, 50, 60	—	3.75 ^②	10,000	10,000	—	—	—	—	—	
			BLHF-GFCI	1, 2	15, 20, 30, 40, 50, 60	—	3.75 ^②	10,000	10,000	—	—	—	—	—	
			Arc Fault Circuit Interrupter	BAF-AFCI	1, 2	15, 20	—	3.75 ^②	10,000	10,000	—	—	—	—	—
				BAFH-AFCI	1, 2	15, 20	—	3.75 ^②	10,000	10,000	—	—	—	—	—
BAFC-AFCI	1, 2	15, 20		—	3.75 ^②	10,000	10,000	—	—	—	—	—			
BAFCH-AFCI	1, 2	15, 20		—	3.75 ^②	10,000	10,000	—	—	—	—	—			
125	Thermal Magnetic	General Application	NGB	1, 2, 3	15-60, 70, 80, 90, 100, 110, 125	—	3.75 ^{②③}	—	100,000	25,000	—	14,000	—		
			HGB	1, 2, 3	15-60, 70, 80, 90, 100, 110, 125	—	3.75 ^{②③}	—	100,000	35,000	—	14,000	—		
			LGB	1, 2, 3	15-60, 70, 80, 90, 100, 110, 125	—	3.75 ^{②③}	—	100,000	65,000	—	14,000	—		
			NGB2	1, 2, 3	15-60, 70, 80, 90, 100, 110, 125	—	3.75 ^{②③}	—	100,000	—	25,000	14,000	—		
			HGB2	1, 2, 3	15-60, 70, 80, 90, 100, 110, 125	—	3.75 ^{②③}	—	100,000	—	35,000	22,000	—		
			LGB2	1, 2, 3	15-60, 70, 80, 90, 100, 110, 125	—	3.75 ^{②③}	—	100,000	—	65,000	25,000	—		
			NEB	1, 2, 3	15-60, 70, 80, 90, 100, 110, 125	—	3.75 ^{②③}	—	85,000	—	35,000	—	22,000		
			HEB	1, 2, 3	15-60, 70, 80, 90, 100, 110, 125	—	3.75 ^{②③}	—	100,000	—	65,000	—	25,000		
			ED4	1, 2, 3	15-50, 60, 70, 80, 90, 100, 110, 125	—	3.75 ^{②③}	—	65,000	—	18,000	—	—		
			HED4 ^④	1, 2, 3	15-50, 60, 70, 80, 90, 100, 110, 125	—	3.75 ^{②③}	—	100,000	—	42,000	—	—		
			HHED6	2, 3	15-50, 60, 70, 80, 90, 100, 110, 125	—	3.75 ^{②③}	—	100,000	—	65,000	—	18,000		
			CED6	2, 3	15-50, 60, 70, 80, 90, 100, 110, 125	—	3.75 ^{②③}	—	200,000	—	200,000	—	100,000		
			150	Electronic (Solid state)	VL	ND	3	60, 100, 150	—	5.00	—	65,000	—	35,000	—
HD	3	60, 100, 150				—	5.00	—	100,000	—	65,000	—	20,000		
LD	3	60, 100, 150				—	5.00	—	200,000	—	100,000	—	25,000		
225	Thermal Magnetic	General Application	QJ2	2, 3	60-110, 125, 150, 175, 200, 225	—	5.00	—	10,000	—	—	—	—		
			QJH2	2, 3	60-110, 125, 150, 175, 200, 225	—	5.00	—	22,000	—	—	—	—		
			QJ2H	2, 3	60-110, 125, 150, 175, 200, 225	—	5.00	—	42,000	—	—	—	—		
			QR2	2, 3	100, 110, 125, 150, 175, 200, 225	—	5.00	—	10,000	—	—	—	—		
			QRH2	2, 3	100, 110, 125, 150, 175, 200, 225	—	5.00	—	25,000	—	—	—	—		
			HQR2	2, 3	100, 110, 125, 150, 175, 200, 225	—	5.00	—	65,000	—	—	—	—		
			HQR2H	2, 3	100, 110, 125, 150, 175, 200, 225	—	5.00	—	100,000	—	—	—	—		
			250	Thermal Magnetic	Sentron	FXD6, FD6	2, 3	70-110, 125, 150, 175, 200, 225, 250	5.00	5.00	—	65,000	—	35,000	—
HFXD6, HFD6	2, 3	70-110, 125, 150, 175, 200, 225, 250				5.00	5.00	—	100,000	—	65,000	—	25,000		
HHFXD6, HHFD6	2, 3	70-110, 125, 150, 175, 200, 225, 250				5.00	5.00	—	200,000	—	100,000	—	25,000		
CFD6	3	70-110, 125, 150, 175, 200, 225, 250				—	5.00	—	200,000	—	200,000	—	100,000		
Electronic (Solid state)	VL	NF		3	100, 150, 250	—	5.00	—	65,000	—	35,000	—	18,000		
		HF		3	100, 150, 250	—	5.00	—	100,000	—	65,000	—	20,000		
		LF		3	100, 150, 250	—	5.00	—	200,000	—	100,000	—	25,000		
400	Thermal Magnetic	Sentron	JXD6, JD6	2, 3	200, 225, 250, 300, 350, 400	8.75	8.75	—	65,000	—	35,000	—	25,000		
			HJXD6, HJD6	2, 3	200, 225, 250, 300, 350, 400	8.75	8.75	—	100,000	—	65,000	—	35,000		
			HHJXD6, HHJD6	2, 3	200, 225, 250, 300, 350, 400	8.75	8.75	—	200,000	—	100,000	—	50,000		
			CJD6	3	200, 225, 250, 300, 350, 400	8.75	—	—	200,000	—	150,000	—	100,000		
	Electronic (Solid state)	VL	NJ	3	250, 400	6.25	6.25	—	65,000	—	35,000	—	25,000		
			HJ	3	250, 400	6.25	6.25	—	100,000	—	65,000	—	25,000		
			LJ	3	250, 400	6.25	6.25	—	200,000	—	100,000	—	25,000		
			SJD6	3	200, 300, 400	8.75	—	—	65,000	—	35,000	—	25,000		
Sentron	SHJD6	3	200, 300, 400	8.75	—	—	100,000	—	65,000	—	35,000				
	SCJD6	3	200, 300, 400	8.75	—	—	200,000	—	150,000	—	100,000				

For inches / millimeters conversion, see Application Data section.

① Includes housing frame plate with blank cover plate. Provision price includes all necessary mounting hardware, less circuit breaker, and includes housing frame cover plate with breaker handle opening.
② 1 to 6 poles may be mounted in 3.75" of unit space.

③ Accessories such as shunt trips on three pole breakers require 6.25" of unit space.
④ HED4 1-pole 15-30A = 65,000 IR
35-100A = 25,000 IR
⑤ HED4 3-Pole = 42,000 IR

Type P5
Branch Circuit Breakers^① (cont.)

Breaker Frame Rating	Trip Type	Breaker Family	Frame Type	Poles	Trip Amperage	Unit Space Requirements in Inches		Maximum Interruption Rating (KAIC) Volts AC					
						Single	Twin	120	240	480Y/ 277	480	600Y/ 347	600
600	Thermal Magnetic	Sentron	LXD6	2, 3	450, 500, 600	8.75	—	—	65,000	—	35,000	—	25,000
			LD6	2, 3	250, 300, 350, 400, 450, 500, 600	8.75	—	—	65,000	—	35,000	—	25,000
			HXXD6, HXXL6	2, 3	250, 300, 350, 400, 450, 500, 600	8.75	—	—	100,000	—	65,000	—	35,000
			HXXLXD6, HXXLXL6	2, 3	250, 300, 350, 400, 450, 500, 600	8.75	—	—	200,000	—	100,000	—	50,000
			CLD6	3	250, 300, 350, 400, 450, 500, 600	8.75	—	—	200,000	—	150,000	—	100,000
	Electronic (Solid state)	VL	NL	3	400, 600	6.25	—	—	65,000	—	35,000	—	25,000
			HL	3	400, 600	6.25	—	—	100,000	—	65,000	—	25,000
			LL	3	400, 600	6.25	—	—	200,000	—	100,000	—	25,000
		Sentron	SLD6	3	300, 400, 500, 600	8.75	—	—	65,000	—	35,000	—	25,000
			SHLD6	3	300, 400, 500, 600	8.75	—	—	100,000	—	65,000	—	35,000
		SCLD6	3	300, 400, 500, 600	8.75	—	—	200,000	—	150,000	—	100,000	
800	Thermal Magnetic	VL	NM	2, 3	600, 700, 800	8.75	—	—	65,000	—	35,000	—	25,000
			HM	2, 3	600, 700, 800	8.75	—	—	100,000	—	65,000	—	35,000
			LM	2, 3	600, 700, 800	8.75	—	—	200,000	—	100,000	—	50,000
		Sentron	MXD6	2, 3	600, 700, 800	10.00	—	—	65,000	—	50,000	—	25,000
			MD6	2, 3	500, 600, 700, 800	10.00	—	—	65,000	—	50,000	—	25,000
			HXXD6	2, 3	600, 700, 800	10.00	—	—	100,000	—	65,000	—	50,000
			HXXD6	2, 3	500, 600, 700, 800	10.00	—	—	100,000	—	65,000	—	50,000
			CMD6	3	600, 700, 800	10.00	—	—	200,000	—	100,000	—	65,000
	Electronic (Solid state)	VL	NM	3	600, 800	8.75	—	—	65,000	—	35,000	—	25,000
			HM	3	600, 800	8.75	—	—	100,000	—	65,000	—	35,000
			LM	3	600, 800	8.75	—	—	200,000	—	100,000	—	50,000
		Sentron	SMD6	3	600, 700, 800	10.00	—	—	65,000	—	50,000	—	25,000
			SHMD6	3	600, 700, 800	10.00	—	—	100,000	—	65,000	—	50,000
			SCMD6	3	600, 700, 800	10.00	—	—	200,000	—	100,000	—	65,000
1200	Thermal Magnetic	VL	NN	2, 3	800, 900, 1000, 1200	10.00	—	—	65,000	—	35,000	—	25,000
			HN	2, 3	800, 900, 1000, 1200	10.00	—	—	100,000	—	65,000	—	35,000
			LN	2, 3	800, 900, 1000, 1200	10.00	—	—	200,000	—	100,000	—	65,000
		Sentron	NXD6	2, 3	900, 1000, 1200	10.00	—	—	65,000	—	50,000	—	25,000
			ND6	2, 3	800, 900, 1000, 1200	10.00	—	—	65,000	—	50,000	—	25,000
			HXXD6	2, 3	900, 1000, 1200	10.00	—	—	100,000	—	65,000	—	50,000
			HXXD6	2, 3	800, 900, 1000, 1200	10.00	—	—	100,000	—	65,000	—	50,000
			CND6	2, 3	900, 1000, 1200	10.00	—	—	200,000	—	100,000	—	65,000
	Electronic (Solid state)	VL	NN	3	800, 1000, 1200	10.00	—	—	65,000	—	35,000	—	25,000
			HN	3	800, 1000, 1200	10.00	—	—	100,000	—	65,000	—	35,000
			LN	3	800, 1000, 1200	10.00	—	—	200,000	—	100,000	—	65,000
		Sentron	SND6	3	800, 1000, 1200	10.00	—	—	65,000	—	50,000	—	25,000
			SHND6	3	800, 1000, 1200	10.00	—	—	100,000	—	65,000	—	50,000
			SCND6	3	800, 1000, 1200	10.00	—	—	200,000	—	100,000	—	65,000

For inches / millimeters conversion, see Application Data section.

① Includes housing frame plate with blank cover plate. Provision price includes all necessary mounting hardware, less circuit breaker, and includes housing frame cover plate with breaker handle opening.

Connecting Strap Kits^{①②③} Circuit Breaker

For use with P5, Sentron Deep or Type S5 Power Panels					
Max Amp Rating	Breaker Family	Breaker Type	Catalog Number	Unit Height (inches)	Mounting
100	General	BL, BQD	SBLBD	3.75	Twin
125	General	xGB	SNBD	3.75	Twin
	General	xGB2	SGB2D	3.75	Twin
	General	EB	SEBD	3.75	Twin
	General	ED	SE6D	3.75	Twin
	General	CED	SCED	3.75	Twin
150	VL	DG	SDGD	5.00	Twin
225	General	QJ	SQJD	5.00	Twin
	General	QR	SQRD	5.00	Twin
250	Sentron	FD	SF6D	5.00	Twin
	VL	FG	SFGD	5.00	Twin
	Sentron	CFD	SCFD	5.00	Single
400	Sentron	JD	SJ1D	8.75	Single
	Sentron	JD	SJ2D	8.75	Twin
	Sentron	SJD	SSJ1D	8.75	Single
	VL	JG	SJG1D	6.25	Single
	VL	JG	SJG2D	6.25	Twin
	Sentron	CJD	SCJD	8.75	Single
600	Sentron	SJD	SSCJD	8.75	Single
	Sentron	LD	SL6D	8.75	Single
	Sentron	SLD	SSL6D	8.75	Single
	VL	LG	SLGD	6.25	Single
	Sentron	CLD	SCLD	8.75	Single
800	Sentron	SCLD	SSCLD	8.75	Single
	VL	MG	MG1D	8.75	Single
	Sentron	MD	SMND	10.00	Single
1200	Sentron	SMD	SSMND	10.00	Single
	VL	NG	NG1D	10.00	Single
	Sentron	ND	SMND	10.00	Single
Sentron	SND	SSMND	10.00	Single	

Service Entrance Barriers

Field installable Barriers to meet UL 67 service entrance requirements

Breaker Type	Catalog Number
(S)JD, (S)LD, MG	SEBP4V1
CJD, CLD	SEBP4V2
JG, LG	SEBP4V3
(S)MD, (S)ND without shield	SEBP5V1
(S)MD, (S)ND with shield	SEBP5V2
Vacu-Break Switches	SEBP5V3
HCP Switches	SEBP5V4

For inches / millimeters conversion, see Application Data section.

① Normal stock item.

② Includes cover plate and mounting hardware, less circuit breaker.

③ Also fits Types FCI, FCII, SB1, SB2 and SB3 switchboards.

④ HCP switch, all other strap kits are for VB switches.

⑤ Suitable to replace QF3 in P1 thru P5 Panelboards and Switchboards.

⑥ To replace a QJ with a QR only a new cover is needed up to 225A.

Note: When a front filler plate is not completely filled with breakers, the openings in the unused space must be closed with filler plates selected from this table.

Blank Plates Circuit Breaker and Vacu-Break^①

For use with P5, Sentron SPP and Type S5 power panels	
Height (inches)	Catalog Number
1.25	6FPB01
2.5	6FPB02
3.75	6FPB03
5.0	6FPB05
10.0	6FPB10

Filler Plates

For use with P5, Sentron SPP and Type S5 power panels	
Breaker Type	Filler Plate Catalog Number
BL, BLH, HBL, BQD, ED2, ED4, ED6, NGB, HGB, LGB, NGB2, HGB2, LGB2, HED4, HED6, HHED6	DFFP1 ^⑤
NEB, HEB	EBF1

Cover Plates

For use with Sentron Shallow depth or Type SPP/ FPP/F1/P4 power panels	
Breaker Type	Catalog Number
QR	SQRC ^⑥

Connecting Strap Kits^③ Fusible

For use with P5, Sentron FPP Deep or Type F2 power panels		
Ampere Rating	Unit Height (inches)	12. 75" Deep Box Catalog Number
30-30	2.5	F602D
30-30	5, 7.5	F657D
30-60	5, 7.5	F657D
60-60	5, 7.5	F657D
60-100	5, 7.5	F657D
100-100	5, 7.5	F657D
100	7.5	F657D
200	7.5	F657D
200	10	F671D
200-200	10	F672D
400-600	15	F6150D
400-1200 ^④	16.25	F6162D

Type P5 Panelboards

Trims

Description	Catalog Number
P5 Std (4 piece trim) vented 60"	P560V
P5 Std (4 piece trim) vented 75"	P575V
P5 Std (4 piece trim) vented 90"	P590V
P5 Std (4 piece trim) unvented 60"	P560NV ^②
P5 Std (4 piece trim) unvented 75"	P575NV ^②
P5 Std (4 piece trim) unvented 90"	P575NV ^②
P5 Std (4 piece trim) vented 60" with hinged gutter covers	P560VHG
P5 Std (4 piece trim) vented 75" with hinged gutter covers	P575VHG
P5 Std (4 piece trim) vented 90" with hinged gutter covers	P590VHG
P5 Std (4 piece trim) unvented 60" with hinged gutter covers	P560NVHG
P5 Std (4 piece trim) unvented 75" with hinged gutter covers	P575NVHG
P5 Std (4 piece trim) unvented 90" with hinged gutter covers	P590NVHG
P5 Std (1 PC Door) vented 60"	P560VD ^③
P5 Std (1 PC Door) vented 75"	P575VD ^③
P5 Std (1 PC Door) vented 90"	P590VD ^③
P5 Std (1 PC Door) unvented 60"	P560NVD ^③
P5 Std (1 PC Door) unvented 75"	P575NVD ^③
P5 Std (1 PC Door) unvented 90"	P590NVD ^③
P5 Std (1 PC Door-in-door) vented 60"	P560VDD ^③
P5 Std (1 PC Door-in-door) vented 75"	P575VDD ^③
P5 Std (1 PC Door-in-door) vented 90"	P590VDD ^③
P5 Std (1 PC Door-in-door) unvented 60"	P560NVDD ^③
P5 Std (1 PC Door-in-door) unvented 75"	P575NVDD ^③
P5 Std (1 PC Door-in-door) unvented 90"	P590NVDD ^③

Flush Mounting Kits

Description	Catalog Number
Flush kit to P5 60" High	F860
Flush kit to P5 75" High	F875
Flush kit to P5 90" High	F890

Enclosures

Description	Catalog Number
P5 Type 1 36" W x 12.75" D x 60" H	PB860
P5 Type 1 36" W x 12.75" D x 75" H	PB875
P5 Type 1 36" W x 12.75" D x 90" H	PB890
P5 Type 1 36" W x 14.75" D x 60" H	PBD860 ^①
P5 Type 1 36" W x 14.75" D x 75" H	PBD875 ^①
P5 Type 1 36" W x 14.75" D x 90" H	PBD890 ^①
P5 Type 3R/12 60" H	WP860
P5 Type 3R/12 75" H	WP875
P5 Type 3R/12 90" H	WP890

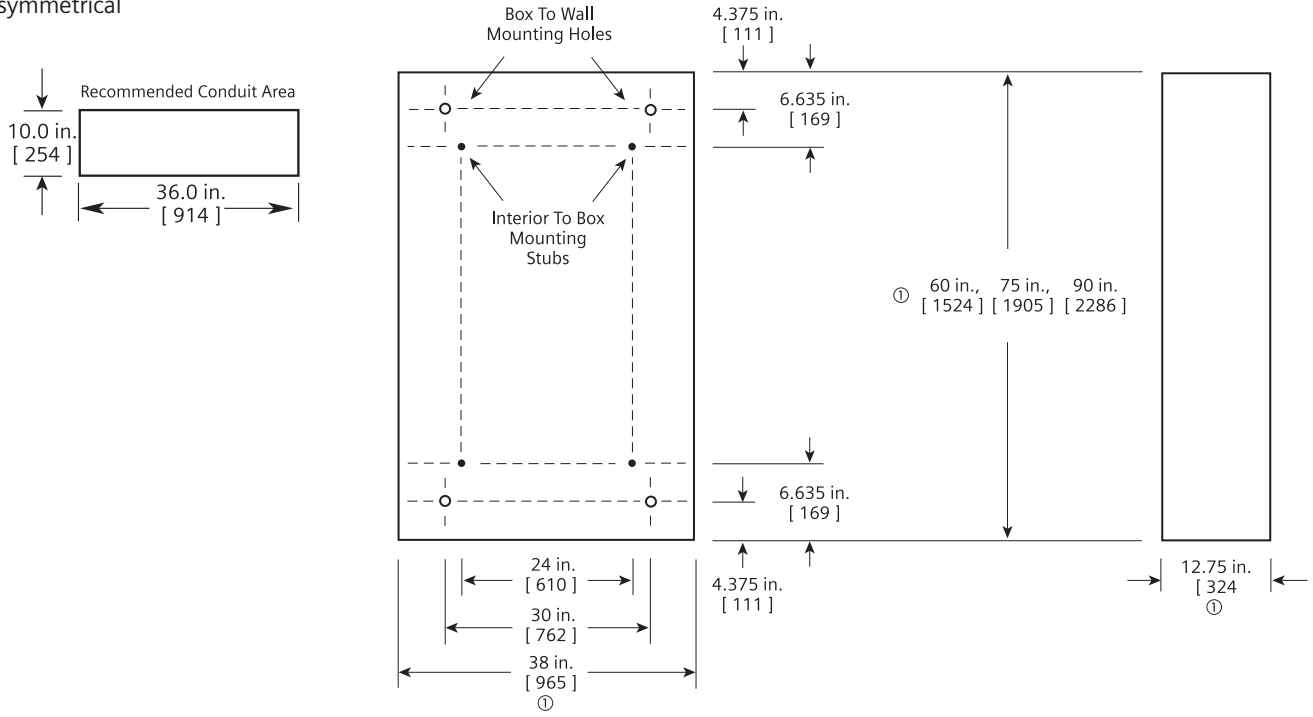
^① Required with door over breaker handles.

^② Unvented trims require amps per square inch bussing.

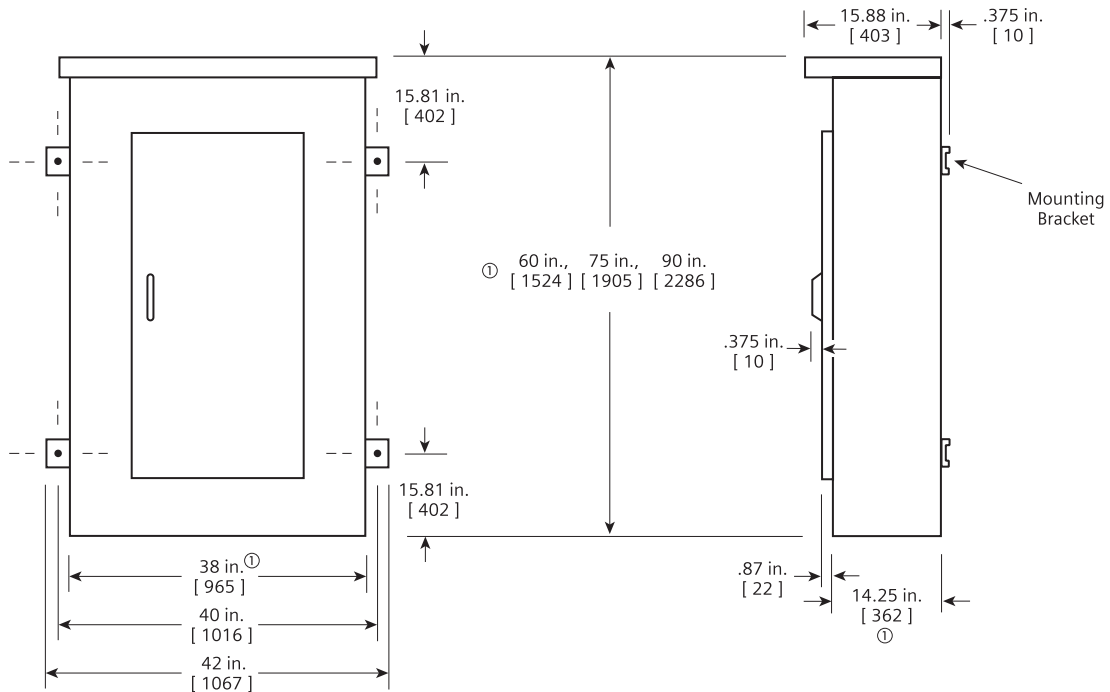
^③ Requires 14.5" deep box.

Type 1 Box

Box is symmetrical



Type 3R and 3R/12 Box



①Dimensions are interior of the box. Add 5/8" to width for absolute dimension. Add 1/8" to height for absolute dimension.
 Dimensions shown in inches and millimeters [].

Siemens Industry, Inc.
5400 Triangle Parkway
Norcross, GA 30092

1-800-241-4453
info.us@siemens.com

Subject to change without prior notice
Order No.: PBSS-20305-0417
Printed in USA
© 2017 Siemens Industry, Inc.
usa.siemens.com/panelboards

Subject to changes and errors. The information given in this document only contains general descriptions and/or performance features which may not always specifically reflect those described, or which may undergo modification in the course of further development of the products. The requested performance features are binding only when they are expressly agreed upon in the concluded contract.