



GRIDSCALE X™ METER DATA MANAGEMENT

Siemens Learning Cloud

Online training platform that allows you to gain knowledge on and learn how to use Gridscale X® Meter Data Management Software (formerly known as EnergyIP®) and Optional Applications anytime, anywhere.

SIEMENS

Table of Contents

Learning Cloud Benefits	3
Using the Learning Cloud	5
Quick Start to Learning Cloud Collections	7
Access to the Learning Cloud included with Gridscale X Meter Data Management Software	9
For More Information	11

ON-DEMAND E-LEARNING

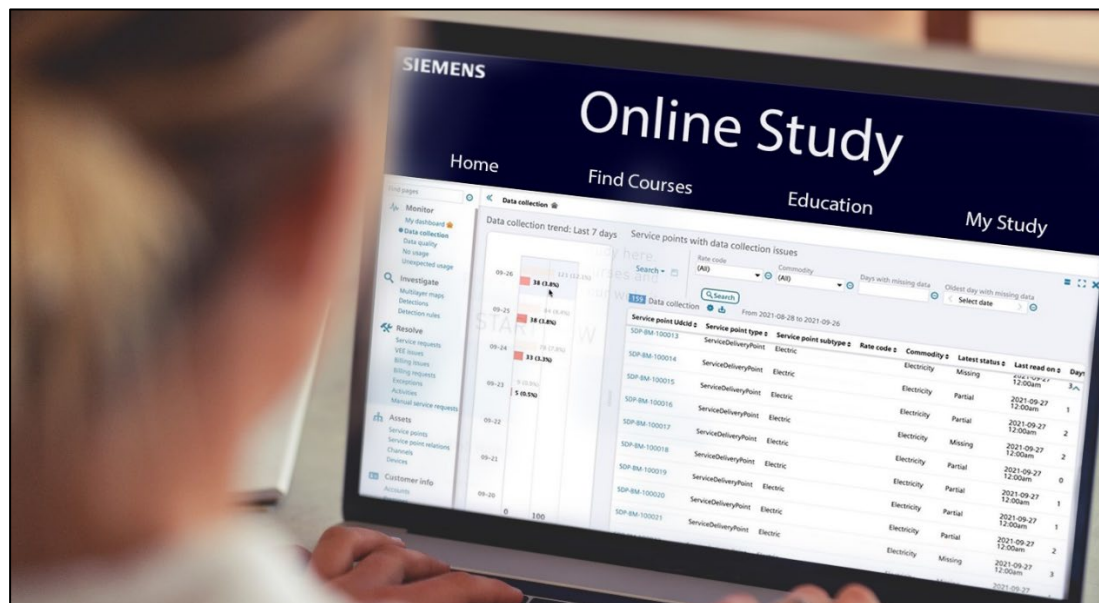
Learning Cloud Benefits

Whether you are a new user wanting to learn the basics of using Gridscale X Meter Data Management (MDM) software or a seasoned user looking to utilize Business Monitoring and Reports in the new Mosaic user interface, you can find relevant on-demand training content in the Learning Cloud. Our online training platform offers timely video updates on the new brand name Gridscale X Meter Data Management, starting with release 9.1, training on prior releases, and courses on our MDM platform including System Administration, Revenue Protection and Outage Event Management. Best of all, the Learning Cloud is available at no additional charge to all Gridscale X Meter Data Management customers with active Maintenance and Support (M&S) contracts. (see last page for details).

Remote training via standard web browsers

Siemens Learning Cloud allows you to keep current on the latest releases of Gridscale X Meter Data Management platform and software applications, providing you with a flexible solution to training and education just-in-time or during down time from the convenience of your laptop or desktop device.

Whether you are seeking a Gridscale X Meter Data Management product introduction video or self-paced technical training, or training on an older version, you'll find relevant course content to meet your learning needs. The ability to access training on-demand makes it easy learn MDM topics with a click of the mouse anytime, anywhere.



Training Designed for Today's Learners

Learning Cloud content is available in a variety of media formats which allow you to get training from any web browser, even from mobile devices like tablets and smartphones. These learning formats include:

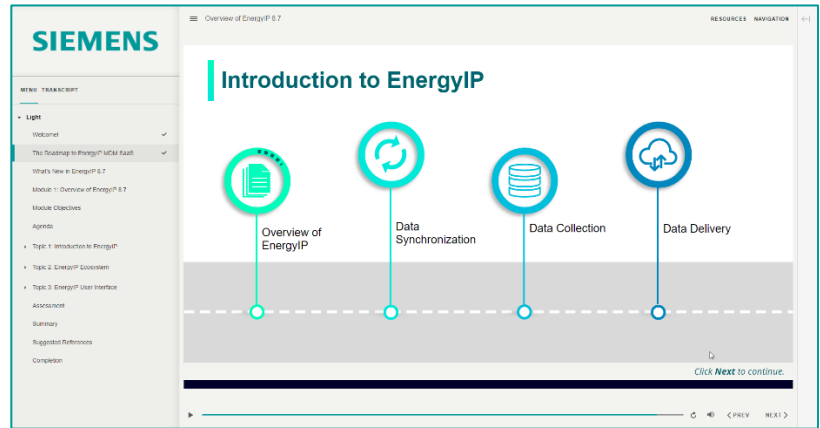
Video On-demand

See our engineers, product managers, and thought leaders discuss various topics from the latest MDM version and earlier versions of EnergyIP MDM Knowledge Transfer Series (software release updates), plus product overviews and video tutorials on using the new Mosaic User Interface, installation procedures and configuration.



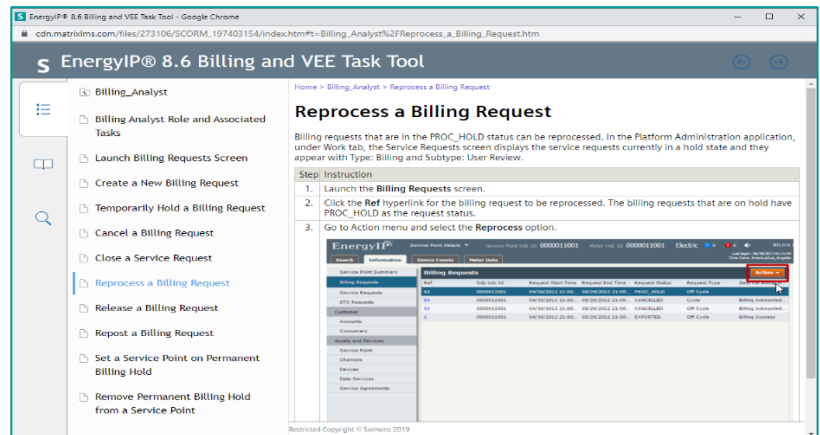
Web-based Training Courses

These interactive e-learning courses help you learn MDM product information, including features/benefits and customer use cases along with product demonstrations and explanations of technical concepts. Many of these course modules also include interactive activities and quizzes to help enhance your learning.



Task Tools

Task Tools open in a second browser window and allow MDM users to find tips and steps to perform a variety of operational tasks for billing, VEE, and system administration.



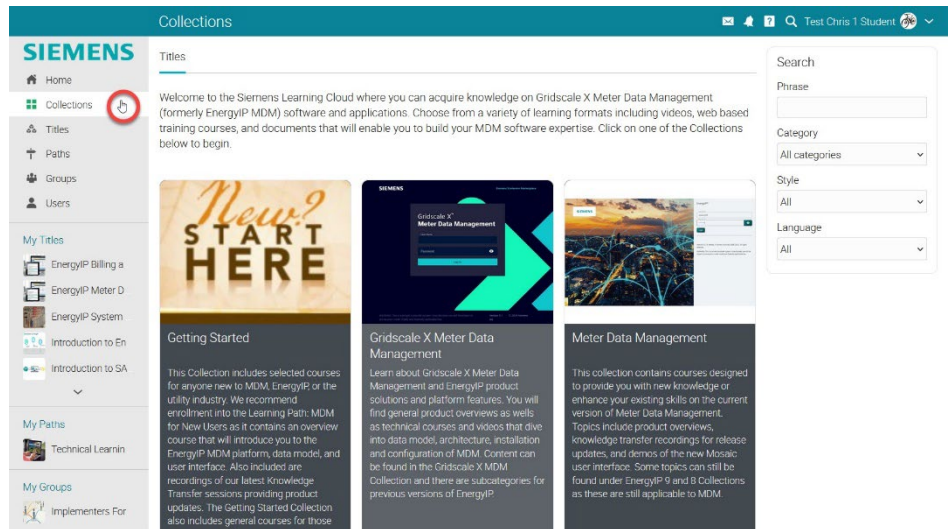
Using the Learning Cloud

Learning Cloud Home Page

Start your journey to learning Meter Data Management by browsing through the **Learning Cloud Collections** page.

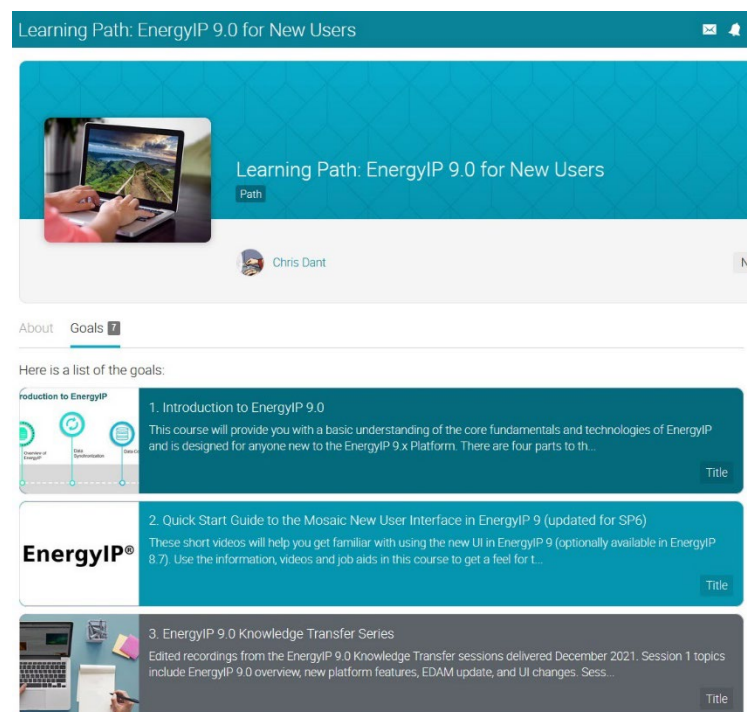
Each Collection is organized by related Meter Data Management topics.

Whether you are searching for the latest information on new releases, product overviews on MDM and optional applications, or want in-depth technical overviews on core technologies, the Collections page is the first place to start searching for learning content.



Learning Paths

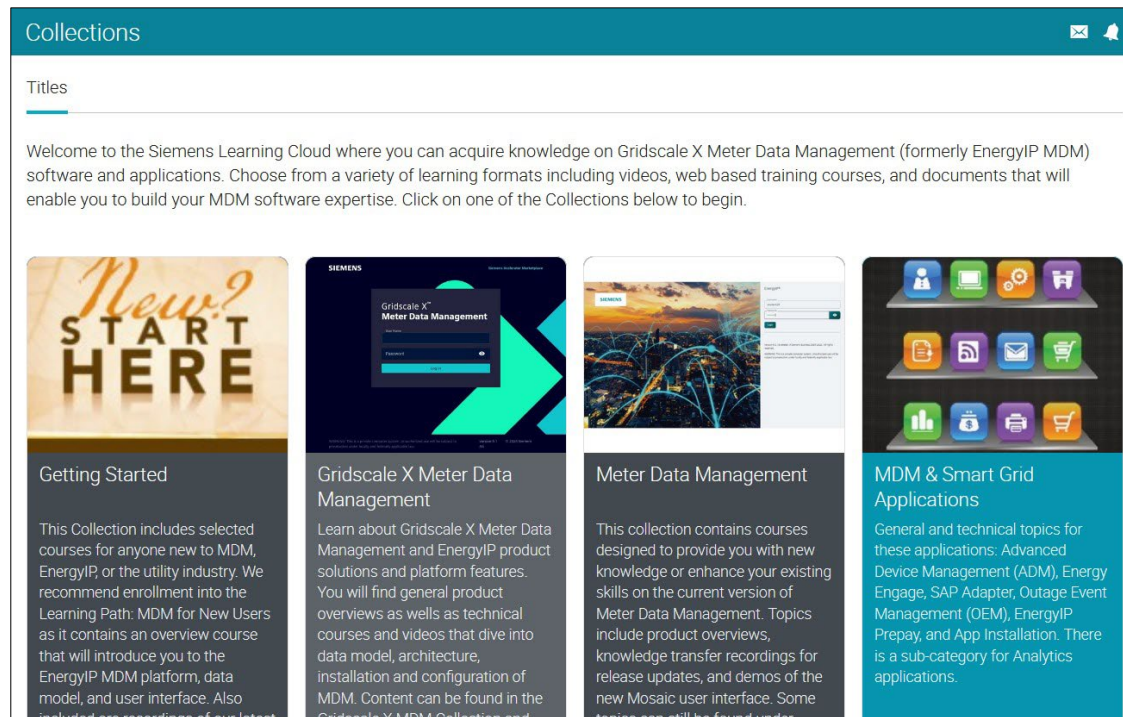
New users can enroll in various Learning Paths located in the Getting Started collection. Learning Paths are a group of preselected training titles related to a major topic, for example EnergyIP 9.0 for New Users. Enrolling in this Learning Path enables access to all courses listed in the path, saving you time while guiding your learning towards a particular subject area.



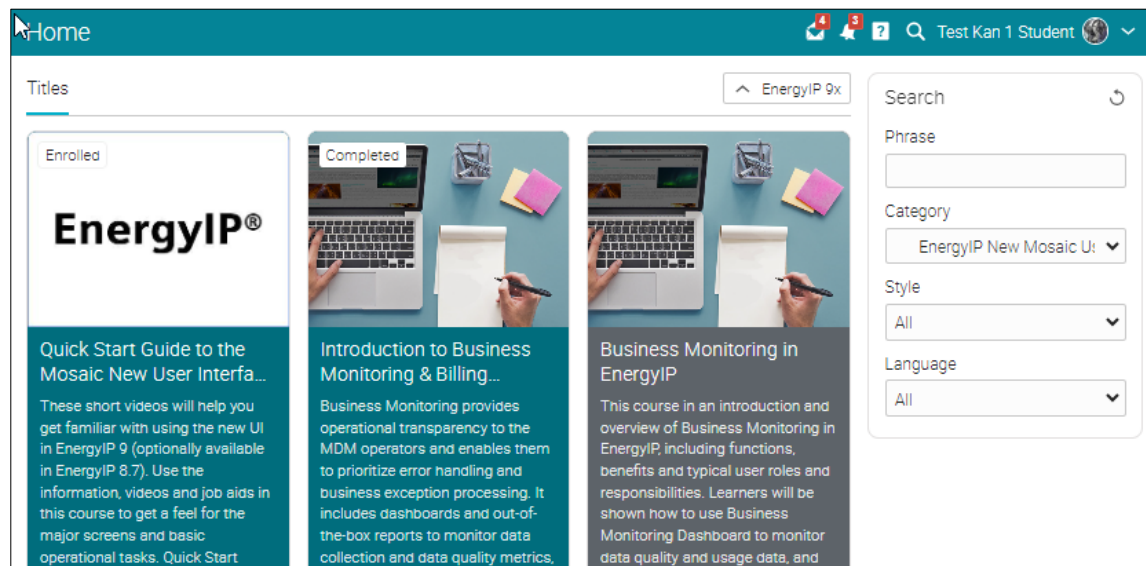
Quick Start to Learning Cloud Collections

Finding Your Training Content

Training content is organized by Collections which are a series of courses and videos related to a main topic. New Users can select Getting Started. Alternatively dive into Gridscale X Meter Data Management, or for previous releases see Meter Data Management for information about EnergyIP and previous releases.



Clicking on the Collection tile displays the actual course content titles. From here you can browse and choose the content you want to learn more about.



Once you've selected the title, click Enroll to allow access to the course material.

The screenshot shows the course page for 'Business Monitoring in EnergyIP' by Kan Wong. The page has a teal header with the course title and a search bar. Below the header is a large blue banner with a laptop and notepad image, and the title 'Business Monitoring in EnergyIP' with a 'Title' tag. To the right of the banner is a button that says 'EnergyIP New Mosaic User Interface'. Below the banner is the instructor's name 'Kan Wong' and a button that says 'No access code required' and an 'Enroll' button. The page is divided into two main sections: 'About' and 'Lessons'. The 'About' section contains a description of the course and its objectives. The 'Lessons' section is currently empty.

Business Monitoring in EnergyIP

EnergyIP New Mosaic User Interface

Business Monitoring in EnergyIP

Title

Kan Wong

No access code required **Enroll**

About Lessons

This course is an introduction and overview of Business Monitoring in EnergyIP, including functions, benefits and typical user roles and responsibilities. Learners will be shown how to use Business Monitoring Dashboard to monitor data quality and usage data, and will learn how to configure and enable Business Monitoring in EnergyIP.

Course Objectives

By the end of this course, you should be able to:

- Explain the Business Monitoring functionality in EnergyIP
- List the benefits of Business Monitoring
- Configure and use the Business Monitoring dashboard

Info

- 30 minutes
- Style: Self paced
- Lessons: 1
- Category: EnergyIP New Mosaic User Interface

You will receive on-screen confirmation once enrolled. Begin your training by clicking on Start.

The screenshot shows the course page after enrollment. A yellow notification box at the top says 'You are now enrolled in this title'. The 'Lessons' section now shows a single lesson titled '1. Business Monitoring in EnergyIP' with a 'Start' button. The right sidebar contains a 'Progress' section with a 0% progress indicator, an 'Announcements' section with 'None', a 'Status' section with 'Enrolled: Feb 27, 2024', and a 'Rate this title' section with a 'Click to rate' button.

Business Monitoring in EnergyIP

You are now enrolled in this title

Lessons

Lessons and sections can be completed in any order.

1. Business Monitoring in EnergyIP

Once enrolled, click the link below to start the course.

Start

1 section

Progress

Progress

0%

Announcements

None

Status

Enrolled: Feb 27, 2024

Rate this title

Click to rate

Note: the video and web-based courses typically include audio narration, graphics, and animation. Make sure your audio device/speakers are turned on and the volume adjusted for comfortable listening levels.

Access to the Learning Cloud included with Siemens Meter Data Management Software

There is no charge to access all the Learning Cloud content for Siemens' Meter Data Management customers with software and support contracts (M&S). You (or someone in your organization) must already have access to the Support Portal to request user accounts for the Learning Cloud.

How to Request Access

Meter Data Management customers (and authorized partners) can request individual user accounts through the Support Portal at <https://support.emeter.com/support/login>

(Note: you must already have a registered user account to access the Support Portal. If you don't have a user account, anyone with access to the support portal within your organization can request a new user account on your behalf.)

Once logged in to the Support Portal you should submit a new ticket with the following options selected in addition to providing your name and selected your company from the menu:

Summary *

User account request for Learning Cloud

Type *

Project Management

Request Type *

Learning Cloud

...

BIRT License

Community Portal Access

Docs Portal Access

Docs & Community Portal Password Reset

Energy/IP Support Portal Access

General

Learning Cloud

MDM SaaS

Software Download Portal Access

TTS

Priority *

Call-back information

Description *

First name:

Last name:

Job Title:

Email Address:

Company:

Note : If you are raising this request for multiple accounts, please provide above details for each account in excel file and attach here using below

+ Attach a file

SUBMIT

CANCEL

For More Information

For general Learning Cloud information or questions regarding training and certification courses, please contact your local Siemens sales rep or email us at Gridscale-X-MDM-Training.sj@siemens.com.

Visit Gridscale X Meter Data Management Training (formerly known as EnergyIP MDM Training) on the web at siemens.com/gridscale-x-mdm-training to view and download course brochures and class schedules.

DISCLAIMER**© SIEMENS 2024**

SUBJECT TO CHANGES AND ERRORS. THE INFORMATION GIVEN IN THIS DOCUMENT ONLY CONTAINS GENERAL DESCRIPTIONS AND/OR PERFORMANCE FEATURES WHICH MAY NOT ALWAYS SPECIFICALLY REFLECT THOSE DESCRIBED, OR WHICH MAY UNDERGO MODIFICATION IN THE COURSE OF FURTHER DEVELOPMENT OF THE PRODUCTS. THE REQUESTED PERFORMANCE FEATURES ARE BINDING ONLY WHEN THEY ARE EXPRESSLY AGREED UPON IN THE CONCLUDED CONTRACT.

ALL PRODUCT DESIGNATIONS MAY BE TRADEMARKS OR OTHER RIGHTS OF SIEMENS AG, ITS AFFILIATED COMPANIES OR OTHER COMPANIES WHOSE USE BY THIRD PARTIES FOR THEIR OWN PURPOSES COULD VIOLATE THE RIGHTS OF THE RESPECTIVE OWNER.