

Terminal Blocks

8WA1 Terminals with Screw Connection

Ground and ground-neutral terminals

Overview

In switchgear and controlgear systems the mounting rails for the terminal blocks are frequently used as protective earth busbars. The ground terminals provide the connection to the mounting rail.

The elimination of a separate ground busbar allows the ground terminals to be lined up with the insulated main conductor terminals and neutral isolating terminals in any required arrangement.



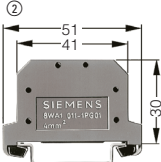




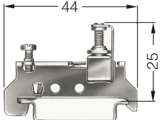






This results in a clear relationship to the individual circuits.

The bare 8WA1 010-1PH01 ground terminals should preferably be used for connecting the shield to screened cables. They are normally mounted on a

standard mounting rail, which is installed insulated by means of an 8WA1 857 insulated carrier. The rail is connected to the ground conductor only by one ground terminal.

Selection and ordering data

With connection to standard mounting rail · With insulating body of moulded thermoplastic

| Dimensions ¹⁾ | Description | Color | Number of screw connections | Fig. No. | Order No. | Price |
|---|---|--|-----------------------------|----------|--|--------|
|  | Terminal size 2.5 · Assembly width 6 mm  AWG 22 - 4 | | | | | 1 unit |
| | Ground terminal | green/yellow green/yellow | 1 2 | ① | 8WA1 011-1PF01 8WA1 011-1PF00 | |
|  | Terminal size 4 · Assembly width 7.2 mm  AWG 18 - 10 | | | | | |
| | Ground terminal | green/yellow green/yellow | 1 2 | ② | 8WA1 011-1PG01 8WA1 011-1PG00 | |
|  | Terminal size 6 · Assembly width 8 mm  AWG 14 - 8 | | | | | |
| | Ground terminal | green/yellow | 2 | ③ | 8WA1 011-1PH00 | |
|  | Terminal size 6 · Assembly width 6 mm | | | | | |
| | Ground terminal (can also be used as shield terminal) | bare | 1 | ④ | 8WA1 010-1PH01 | |
|  | Terminal size 16 · Assembly width 12 mm  AWG 12 - 4 | | | | | |
| | Ground terminal and grd-neutral terminal for I = 76 A | green/yellow | 2 | ⑤ | 8WA1 011-1PK00 | |
|  | Terminal size 35 · Assembly width 16 mm  AWG 10 - 1 | | | | | |
| | Ground terminal and grd-neutral terminal for I = 125 A | green/yellow | 2 | ⑥ | 8WA1 011-1PM00 | |
|  | Terminal size 95 · Assembly width 26 mm | | | | | |
| | Ground terminal and grd-neutral terminal for I = 232 A | bare only for standard mounting rail 35 mm x 15 mm | 2 | ⑦ | 8WA1 010-1PQ00 | |
|  | Marking tag | | | ⑧ | 8WA8 07 | |
|  | | | | | | |

Labelling accessories see page 15/40 - 43.

1) 25.4 mm = 1.00 inch.