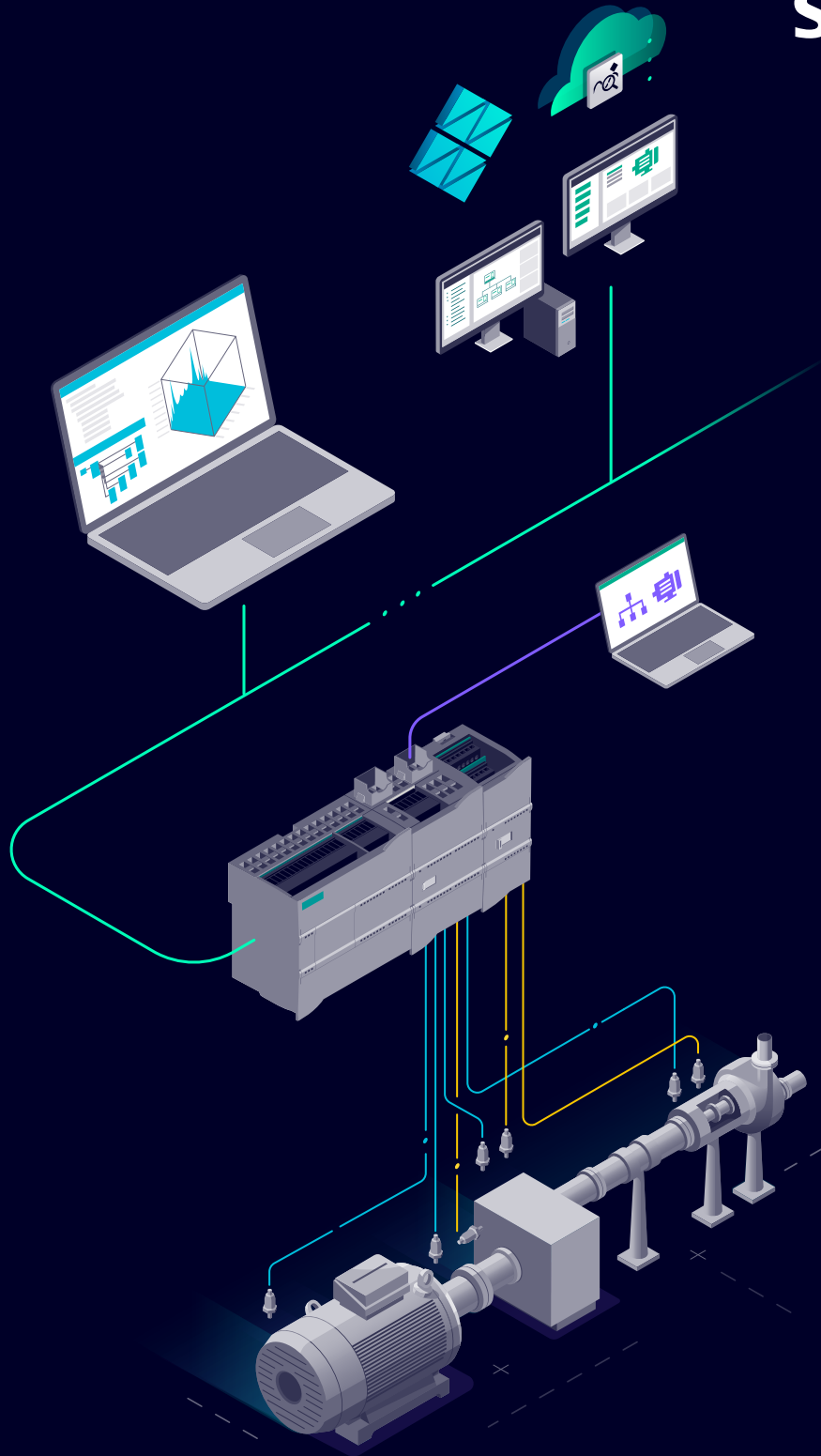


SIEMENS



SIPLUS CMS 1200

The right tool for systematic condition monitoring

[siemens.com/digital-drivetrain](https://www.siemens.com/digital-drivetrain)

Everything that rotates is subject to wear



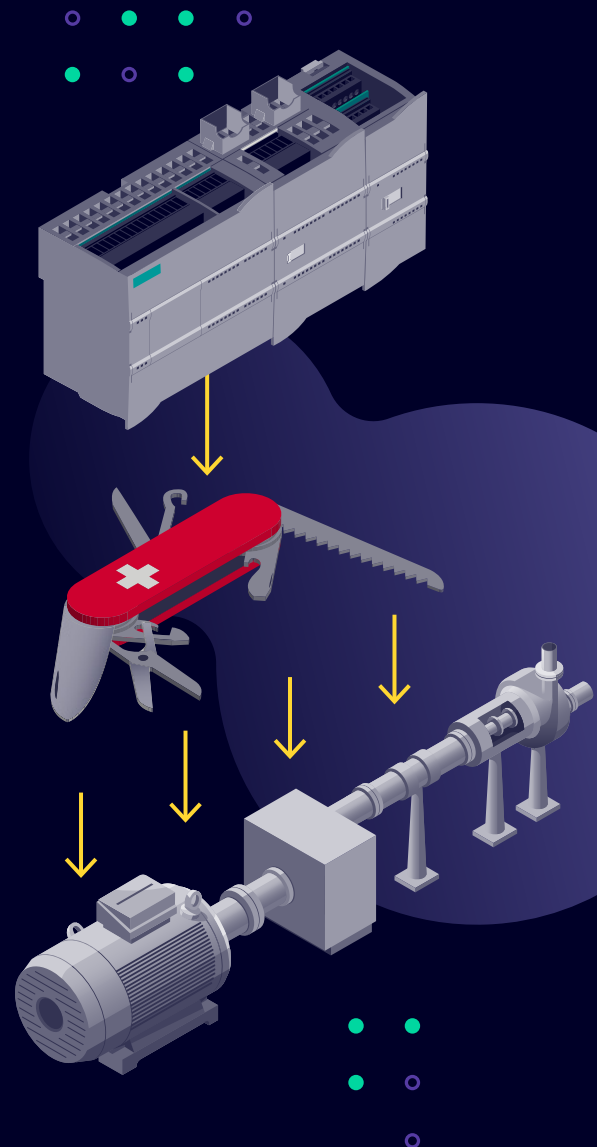
While you cannot escape from degradation, you can do a lot to recognize it and to plan countermeasures well in advance instead of suffering from unplanned downtimes. Benefit from the advantages of the **Siemens Condition Monitoring System**.

CMS 1200:

The Swiss pocketknife of condition monitoring

CMS 1200 is the systematic condition monitoring solution from Siemens. It consists of at least one SIMATIC S7-1200 CPU, one SM 1281 condition monitoring module, and the respective cables and vibration sensors to collect the relevant field data. It enables you to process a large amount of data from vibration sensors in your plant. CMS 1200 analyzes this data and continuously provides you with the precise condition status of your equipment by not only telling you if there is a risk, but also showing you exactly where and what the problem is. Due to its high level of flexibility in collecting, analyzing, and transmitting condition data, CMS 1200 is also called the Swiss pocketknife of condition monitoring. It enables you to:


- Avoid downtimes in production
- Optimize service planning
- Reduce maintenance cost



Flexibility in sensing and collecting data

The direct connection to the SIMATIC S7-1200 CPU not only simply integrates CMS 1200 into the TIA Portal (Totally Integrated Automation) and its engineering framework, but brings a new level of flexibility:

- up to four IEPE vibration sensors can be connected to one module
- up to eight additional analog inputs like temperatures or pressures can be connected via the SIMATIC PLC
- by connecting one separate rotation speed channel per IEPE sensor, CMS 1200 can monitor multiple equipments at the same time
- by connecting up to seven SM 1281s to one S7-1200 PLC, up to 28 IEPE sensors can be combined in one CMS 1200 setup



Adapt the data analysis to your needs

You can analyze the sensor data with three different methods depending on the user preferences as well as machine and application requirements.



Parameter-based analysis

Easily check your installation visually for imminent damage with a traffic light signaling system.



Frequency-selective analysis


By looking at the specific frequencies you can even identify what kind of damage might be occurring.



Expert Analysis

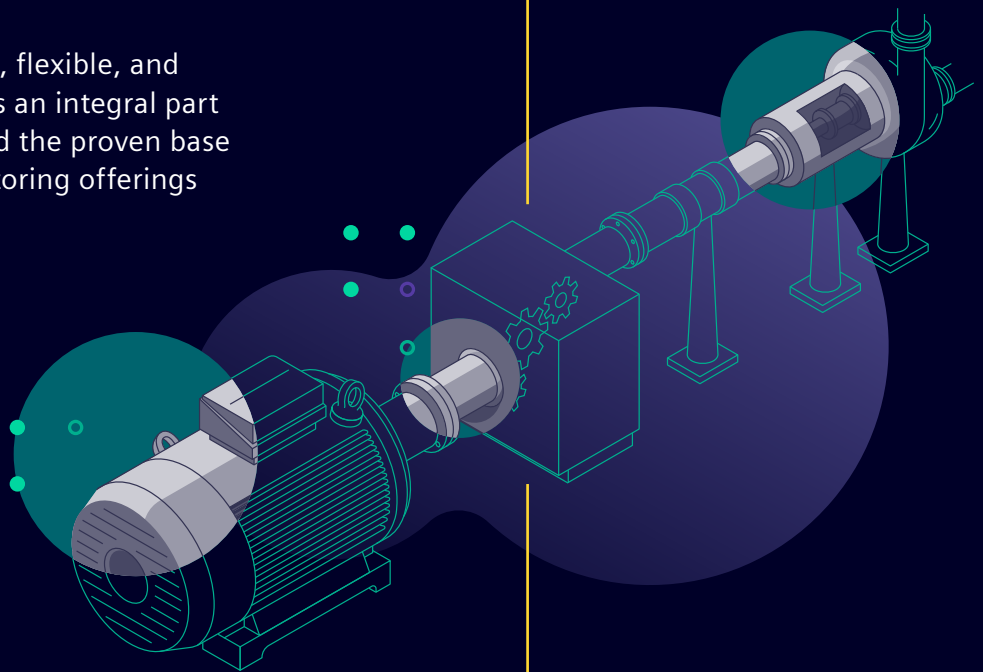

Dive deeper into the data with CMS X-Tools and obtain freely configurable diagnosis.

The analyzed data can be visualize in multiple ways: on the integrated webserver, in TIA Portal, in CMS X-Tools, or in any cloud- or edge-based application.



CMS 1200 is part of Siemens Xcelerator

Through its interoperable, flexible, and open design, CMS 1200 is an integral part of Siemens Xcelerator and the proven base for many condition monitoring offerings worldwide.



Precise fault evaluation

Identify potential problems in your machine so that you can take appropriate action. Thanks to the high-frequency data that CMS 1200 can process, it is possible to precisely determine the fault in your drivetrain.



Continuous monitoring

With CMS 1200, you can monitor the status of your system in real time at any time.



Flexible, interoperable, and open

Take advantage of the flexibility in communication: You can monitor any rotating equipment and easily integrate the respective condition KPIs into your preferred system. TIA Portal, SCADA, PLC, HMI, edge, cloud – everything is possible due to its OPC UA capabilities.



Scalable

You can easily expand your installation with additional modules or sensors. The advantage: you start your monitoring system with a small initial investment and expand it over the coming years.

**Published by
Siemens AG**

Digital Industries
Motion Control
P.O. Box 31 80
91050 Erlangen, Germany

For the U.S. published by
Siemens Industry Inc.
100 Technology Drive
Alpharetta, GA 30005
United States

TH S43-230658 WS 0324
© Siemens AG 2024

Subject to changes and errors. The information given in this document only contains general descriptions and/or performance features which may not always specifically reflect those described, or which may undergo modification in the course of further development of the products. The requested performance features are binding only when they are expressly agreed upon in the concluded contract.

All product designations may be trademarks or product names of Siemens AG or other companies whose use by third parties for their own purposes could violate the rights of the owners.

For the secure operation of Siemens products and solutions, it is necessary to take suitable preventive action (e.g. cell protection concept) and integrate each component into a holistic, state-of-the-art industrial security concept. Third-party products that may be in use should also be considered. For more information about industrial security, visit us [siemens.com/industrialsecurity](https://www.siemens.com/industrialsecurity)