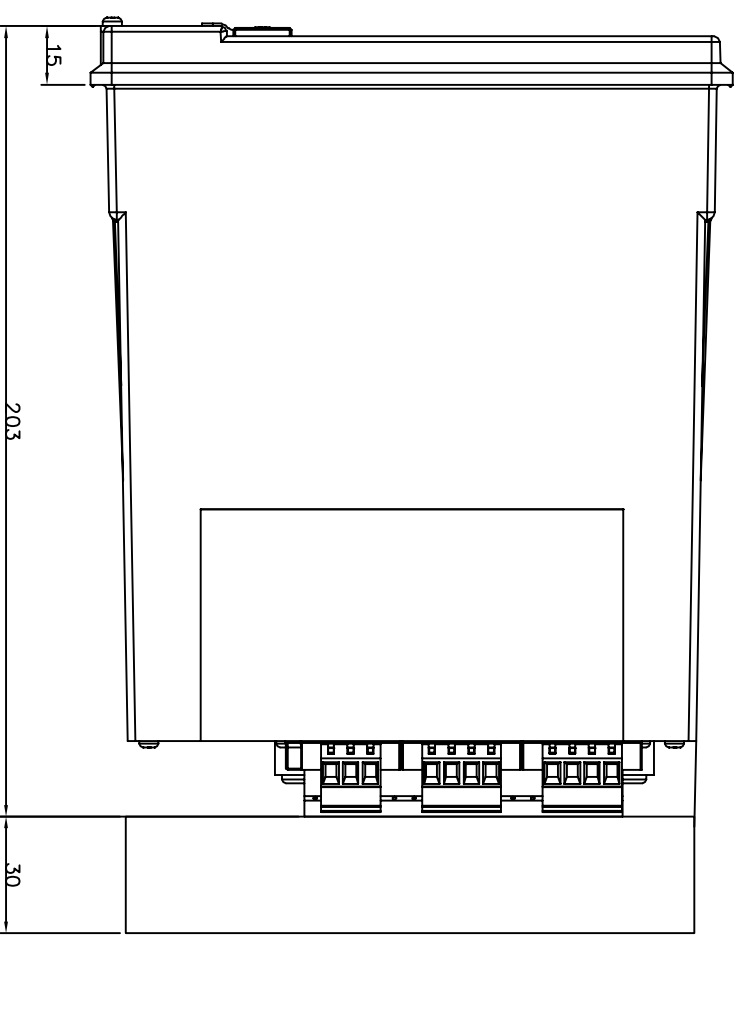
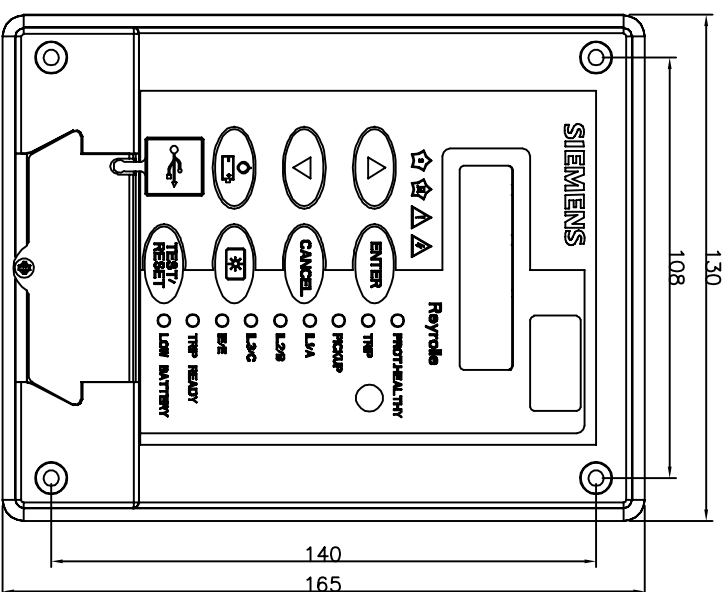
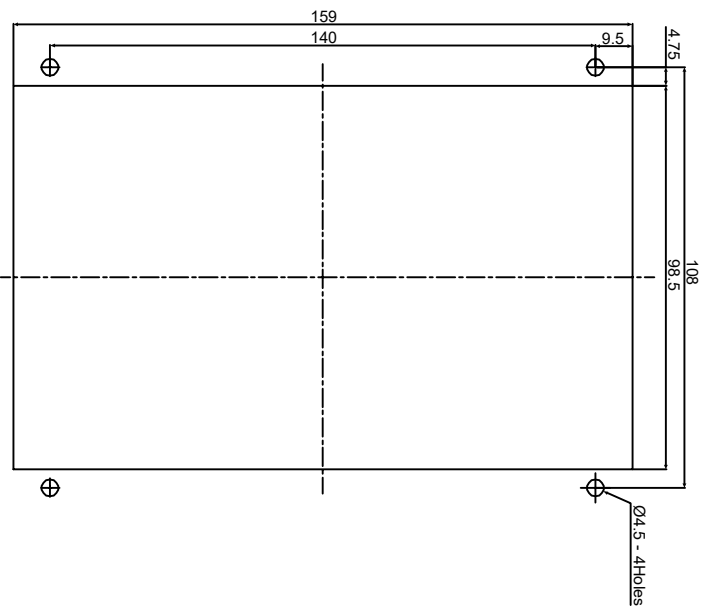


1 IF IN DOUBT ASK
DO NOT SCALE



**NOT SUBJECT TO UPDATE
ONCE COPIED / PRINTED
OR DOWNLOADED**

NOTE:
THE Ø4.5 HOLES TO BE CLEARANCE AND RELAYS
MOUNTED USING M4 MACHINE SCREWS,NUTS AND
LOCKWASHERS(SUPPLIED IN PANEL FIXING KIT)

MATERIAL:

Dimensions in millimetres : Surface texture in micrometres.

Machine where marked ✓

For explanation of dimensions, tolerances, notes etc. see B.S.308.

Limit on untoleranced unmachined dimensions ±

Limits on untoleranced machined dimensions to B.S.4500;

i.e. up to 6±0.1; over 30 to 120±0.3; over 315±0.8;

over 6 to 30±0.2; over 120 to 315±0.5;

General unmachined angular tolerance ±

EU EXPORT CONTROLS **ECCN: N** **AL: N**
This document is not Export Controlled unless sending to Critical Countries.

Copyright © Siemens Protection Devices Ltd. Hebburn

First used on:

Similar Articles:

Supersedes:

Original Scale:

: NTS

Drq. No.

2995X10025

1B	06/11/19	SYMBOLS ON THE FASCIA ADDED.
1A	12/07/18	
ISSUE	DATE	CHANGE NOTED
		▽

Finish:
Treatment:

Title:
7SR45 – PANEL CUTOUT DRAWING

SIEMENS PROTECTION DEVICES LTD.

DRAWN AMAR CHECKED DIPU APPROVED MANI DATE 12/07/18 IE OPS PCP Purch.Spec. TQ EAC CE STD A3