



Siemens.com/mobility

## QNC10 Relay

A dc neutral, tractive armature contactor


### General data

Contact Arrangement:	1F (HD) 4F 4B and 2F(HD) 4F 4B
Nominal Rated Voltage:	36V, 50V, 72V & 110 V dc
Approximate Weight:	1.24 kg

Note: Refer to the following data sheets:

- 7-1-1 for general information and contact ratings.
- 7-2-1 for dimensions.
- 8.2 for tools.
- 8.3 for plugboard and connector details.

Refer overleaf for specific data.



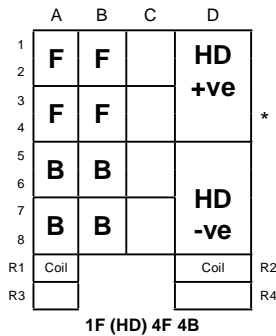
B18556/1 Variant

### Description

A dc neutral, tractive armature contactor designed for trainborne service.

In place of the standard securing clip the relay is attached to special anti-vibration brackets. The coil is pregated to resist the effect of vibration to the windings. In addition to signalling contacts it is fitted with Heavy Duty (HD) contacts with magnetic blow-outs, which in some versions are internally series connected.

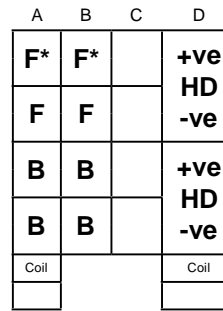
## Contact layout viewed from rear



1F (HD) 4F 4B

\* Permanent internal link connecting D3/4 to D5/6. This link connects two heavy duty contacts together effectively producing a 1F(HD) 4F 4B contact arrangement.

Note: HD=One heavy duty front contact.



2F(HD) 4F 4B

The two front contacts must be connected in series when required to switch 110 V dc circuits.

## Technical data

SIEMENS Part No. (PAD No.)	CONTACT ARRANGEMENT	RATED VOLTAGE (V dc)	PIN CODE	COIL RES (OHMS)	WDG SPEC 1/108/-	MAX FULL OP. (V dc)	MIN REL (V dc)	PLUGBOARD	REOD No. OF CONNECTORS J4137/3	REMARKS
B18556/1	1F(HD) 4F 4B	50	XBGHK	1490	117	35	15	J4138/288	22	----
B18556/2	1F(HD) 4F 4B	110	ABJKS	10000	159	62	20	J4138/373	22	----
B18556/3	1F(HD) 4F 4B	110	ACEHS	10000	167	60	20	J4138/381	22	----
B18556/4	2F(HD) 4F 4B	36	ADEGS	1050	174	29	9	J4138/398	26	----
B18556/5	1F(HD) 4F 4B	50	BCDGS	1490	126	30	15	J4138/421	22	----
B18556/6	2F(HD) 4F 4B	72	BDEGS	4190	229	50	20	J4138/436	26	----

Notes For B18556/1, /2, /3 and /5 relays, the HD contact consists of two pairs connected internally to give double-break. Plugboard listed for reference only. The plugboard is included as part of a mounting base assembly, i.e. C17806/- (2-way) and C17821/- (1-way).

See data sheet part 8-1 for details.

## Packaging

Q-Relays are packed in a carton holding ten relays; the same container is used for quantities of four to nine relays. Quantities less than four are packed individually in cardboard boxes, as are all train-carried relays. Each container has a bar-coded label affixed to the outside, stating details of the packaged relay(s) and the quantity therein.

## EMC Compliance

Q-Relays comply with the relevant emission requirements of EN 55014. It is considered that these relays have inherent immunity to in-service electro-magnetic disturbance. A Technical Certificate for EU Directive on EMC (89/336/EEC) has been obtained.



Un-drilled plugboard  
Part No. E7218/1

