

SIEMENS

CATALOG NO. 3F3Y015K13D16

SERIAL NO.

SERIES H

15 kVA 60 Hz 3 PHASE

4 % IMP AT 170 °C

150 °C RISE 30 °C AVG. AMBIENT

220 °C TEMP CLASS 40 °C MAX. AMBIENT

PRIMARY (H1 H2 H3) 480V V 10 kV BIL

SECONDARY(X0 X1 X2 X3) 208Y/120V V 10 kV BIL

WINDING MATERIAL AL

ENCLOSURE TYPE 3R WEIGHT 200 LBS

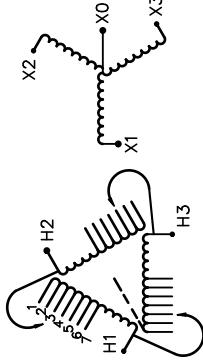
ENERGY EFFICIENCY EXCEEDS CSA DOE 10 CFR PART 431:2016

SPACINGS BETWEEN ANY VENTILATED ENCLOSURE, PANEL AND ANY ADJACENT WALL SHALL BE A MINIMUM OF 3 INCHES ELECTROSTATIC SHIELD


SUITABLE FOR NONSINUSOIDAL CURRENT LOAD WITH K-FACTOR NOT TO EXCEED K-13 SUITABLE FOR INDOOR OR OUTDOOR LOCATIONS BEFORE HANDLING, INSTALLING AND OPERATING, SEE INSTRUCTION MANUAL

NEMA Class ANN Dry Type Transformer

Siemens Industry, Inc. Norcross, GA 6800076



VOLTS	CONNECT
504	1
492	2
480	3
468	4
456	5
444	6
432	7



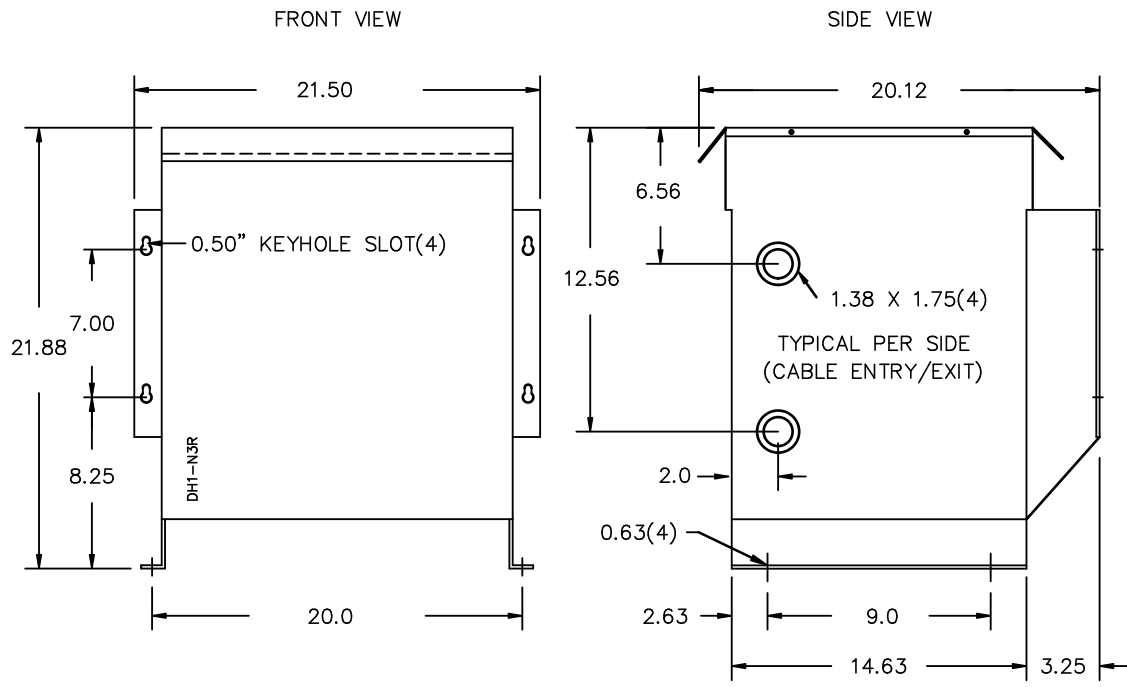
3F3Y015K13D16



DRY TYPE TRANSFORMER
7705 E112313
TYPE K
LR 3902
SEISMIC QUALIFICATIONS, FLOOR MOUNT ONLY
OSP-0136-10 IBC 2012/ASCE 7-10
SDS<=2.0g Z/h=1 Ip=1.5

REVISION	DATE	BY	DATE	BY
		DRAWN	15/11/17	JW
		CHEK'D		
		VERIF'D		

<p>Confidential - Property of Siemens Industry, Inc.</p>		
CUSTOMER	ORDER NO.	DWG. NO.
		3F3Y015K13D16
		SH 1 OF 2



All Dimensions in inches

ENCLOSURE COLOR : ANSI-61 GREY PAINT OUTDOOR

H.V.1. TERMINAL DETAIL

L.V.1. TERMINAL DETAIL

MECHANICAL TYPE LUGS INCLUDED
SUITABLE FOR #14-2 CU/AL
CONDUCTORS
1 CONDUCTOR PER PHASE

MECHANICAL TYPE LUGS INCLUDED
SUITABLE FOR #14-2 CU/AL
CONDUCTORS
1 CONDUCTOR PER PHASE

CUSTOMER NOTES:

- HV1 TERMINATED AT TOP FRONT
- LV1 TERMINATED AT BOTTOM FRONT

Confidential - Property of
Siemens Industry, Inc.

REVISION	DATE	BY	DATE	BY
			DRAWN 15/11/17	JW
			CHEK'D	
			VERIF'D	

CUSTOMER	
ORDER NO.	DWG. NO. 3F3Y015K13D16
SH 2 OF 2	

0.0 jwen 2015/11/17 16:25