

SINAMICS G120 Smart Access Module


Mobile. Clever. Faster.

Commissioning in a smart way...

Cannot reach that areas!	Commissioning in 4.0 way!
Need a troublesome user-manual for parameterizing	Too much button pressing!
	Too much wasting time doing service!

Do you have such a puzzle?

G120 Smart Access Module is the perfect answer!



The image shows a black rectangular SIEMENS G120 Smart Access Module. At the top, there is a small teal label with the word 'SIEMENS' in white. Below this, there are two small square indicator lights, one green and one yellow. At the bottom of the module, there are two circular buttons, each partially enclosed by a white L-shaped frame.

SINAMICS G120 Smart Access Module Features...

SIEMENS
Ingenuity for life

Convenient access

- To the drive even if installed in difficult-to-access areas
- No cable necessary due to wireless one-to-one connection to mobile device or PC

Set up in less than one minute

- No apps/downloads required
- Operates with any of the common browsers and with any end device

All-in-one solution


- All functions are provided by the integrated web server
- One module support most of the G120 series
- 6 languages support/ Upgradable language packages
- IP55 protection level

Simple operation

- Due to intuitive/guided user interface
- Look & feel of an app
- Higher functionality than BOP

Information security


- Point to point connection/ No internet need
- WAP-2 encryption
- Support HTTPS communication protocol



SINAMICS G120 Smart Access Module

For all G120 series: G120C, G120, G120P, G120X

SIEMENS
Ingenuity for life



SINAMICS G120 Smart Access Module

All you need to do is in 1 minute...

SIEMENS
Ingenuity for life

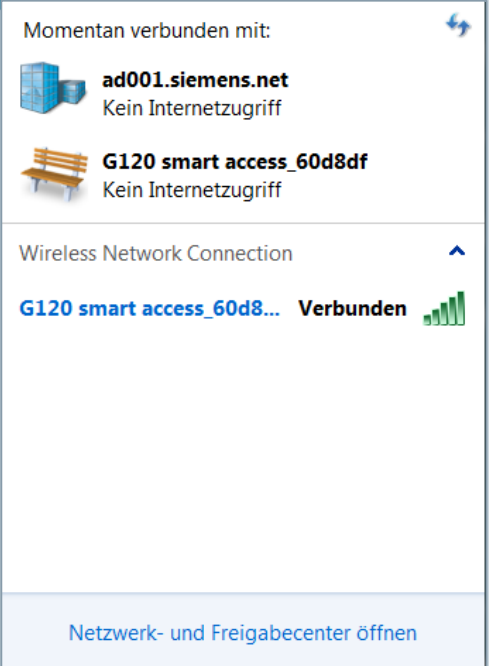
1



Mount Smart Access onto SINAMICS G120 and switch on the module

The image shows a black SINAMICS G120 Smart Access Module mounted on a larger black SINAMICS G120 drive. The module has a Wi-Fi symbol and a 'RESET' button. The drive has a 'VLAN' button and a 'SINAMICS' label.

2



Momentan verbunden mit:

- ad001.siemens.net
Kein Internetzugriff
- G120 smart access_60d8df
Kein Internetzugriff

Wireless Network Connection


G120 smart access_60d8... **Verbunden**

Netzwerk- und Freigabecenter öffnen

Search SINAMICS G120 Smart Access in your Wi-Fi networks (default password: 12345678)

The image shows an Android phone screen displaying the Wi-Fi connection status. It lists two networks: 'ad001.siemens.net' and 'G120 smart access_60d8df', both with 'Kein Internetzugriff'. Below this, it shows 'Wireless Network Connection' and 'G120 smart access_60d8...' with a signal strength indicator and the word 'Verbunden'.

3



Open browser to access the page (https://192.168.1.1)

The image shows a smartphone screen displaying a web interface for the SINAMICS G120 Smart Access Module. The interface has a grid of six icons: 'Basic commissioning', 'Parameters', 'Control panel', 'Monitoring', 'Diagnostics', and 'Backup & restore'. The status bar at the top shows 'Connected' and 'SINAMICS G120 SINAMICS V20'.

4*

A step 4 for password changing is mandatory for the 1st access

SINAMICS G120 Smart Access Module

No app, but still friendly-user interface...

Basic commissioning

Quick commissioning wizard that covers the areas of motor data, connection and application settings as well as common used parameters.

Control panel

Control panel with basic functions. Supporting JOG mode and static set point mode.

Diagnostics

Get a quick overview over all current faults and alarms, receive tips how to solve the issues and acknowledge the errors. Furthermore the status of all signal in-/outputs.



Parameters

Check and set parameter values. Save the preferred parameters in a customizable list or reset the drive to the factory settings.

Monitoring

Overview over the most important online values.

Backup & restore

Quick way to save or restore the parameterization of the drive.


State-of-the-art wireless technology

Function	Feature	Benefits
<ul style="list-style-type: none">• Access inverter by mobile device or PC	<ul style="list-style-type: none">• Connect to SSID of Smart Access and open browser• WPA2 security protection	<ul style="list-style-type: none">• No cable• Access drive which is difficult to reach• Engineering and service in hand
<ul style="list-style-type: none">• Operating in browser by web service hosted by Smart access	<ul style="list-style-type: none">• Smart Access provide all web page, data to users by inbuilt web server	<ul style="list-style-type: none">• No Apps• Operation system and device independent• No internet connection need
<ul style="list-style-type: none">• Documents for each parameters and options	<ul style="list-style-type: none">• Integrated useful description of parameters and settings in multi-language	<ul style="list-style-type: none">• No paper document needed• Less training / learning cost



Need more information about this Smart Access Module?

SIEMENS
Ingenuity for life



MLFB: 6SL3255-0AA00-5AA0

<http://siemens.com/sinamics-accessories>

SINAMICS G120 Smart Access Module

SIEMENS
Ingenuity for life



For further information and support, please contact:

Mr. Pham Vu Quang Huy

Digital Industries – Motion Control

Siemens Limited Vietnam

Mobile: (+84) 91 161 8844

Email: pham-vu-quang.huy@siemens.com

www.siemens.com.vn

www.facebook.com/Siemens.Vietnam

Subject to changes and errors. The information given in this document only contains general descriptions and/or performance features which may not always specifically reflect those described, or which may undergo modification in the course of further development of the products. The requested performance features are binding only when they are expressly agreed upon in the concluded contract.

All product designations, product names, etc. may contain trademarks or other rights of Siemens AG, its affiliated companies or third parties. Their unauthorized use may infringe the rights of the respective owner.