

# The WBT - Feed Thru Tap Box with Horizontal Bus Breaker

Power Mod™

## WBT - Feed Thru Tap Box with Breaker


The feed thru tap box with breaker (type WBT) offers the ability to pull conductors in and out of the enclosure for riser cable or loop feed applications as well as a main breaker device utilizing an incoming and outgoing thru bus connection (including incoming lugs). In addition users do not have to utilize any additional tap boxes as lugs are already included in the units. This can save the end-user on the material cost of the meter bank and reduce footprint.

The breaker in the WBT module only protects the floor that it is on. The vertical feed thru lugs bypass the breaker entirely. This is the main distinction between the WBT and the BFT. Do not get this unit confused with the BFT main feed thru. The BFT protects the floor it is on as well as the vertical cable run leaving out of the top of the unit, whereas the WBT only protects the floor it is on.

The WBT cannot be used as a service entrance point therefore the neutral and ground are un-bonded. With that in mind, be sure to have an upstream protective device (BFT, WB, WEB, switchboard, etc.) ahead of the WBT module.

## Features include:

- QuickSystem™ features
- Incoming and outgoing Power Mod thru bus
- Standard compression lug capability
- 65K AIC standard, 100K AIC available for all models
- Broad ampacity ratings from 1200-2000 amps
- Field installable shunt trip
- DAS blue light models available at 1200 amps




## Feed Thru Tap Box with breaker quick reference

- 200-1200A breaker rating
- 1200-2400A feed thru rating
- 1200A horizontal bus rating
- UL Standard #67
- UL file #E27100
- AIC rating (65K and 100K)
- Voltage: Three Phase 240V AC max
- All swing latches and rivets are stainless steel
- NEMA 3R (outdoor)
- G90 galvanized steel
- ANSI 61 paint

# Power Mod Type WBT Feed Thru Tap Box with Horizontal Bus Breaker

- Connects via lugs.
  - Lug kits not included. Lug kits must be ordered separately per module.
- Not for use as service equipment.*



Type WBT Feed Thru Tap Box with Horizontal Bus Breaker  
Thermal magnetic circuit breaker modules:  
3-phase, 4-wire SN, 240V AC max.

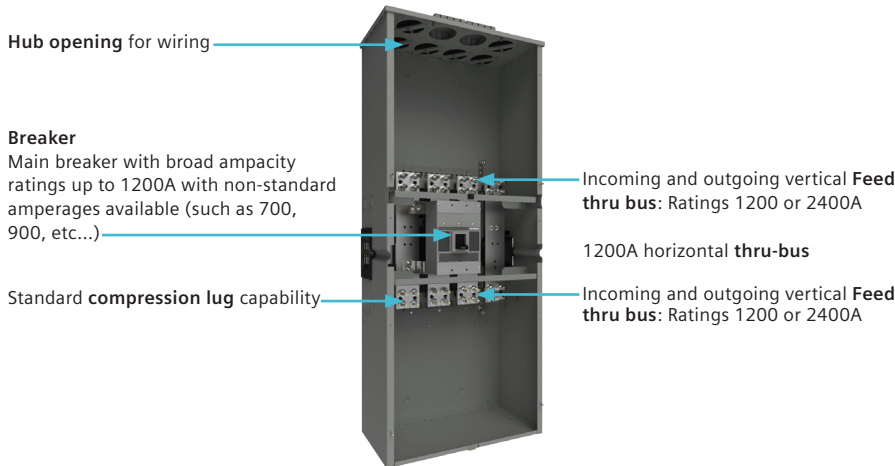
Catalog Number (65KAIC)	Catalog Number (100KAIC) ②	Catalog Number (65KAIC) Blank Endwall	Catalog Number (100KAIC) Blank Endwall ②	Breaker Amperage Rating	Feed Thru Bus Rating	Breaker Type	Dimensions (inches) ①		
							Height	Width	Depth
<b>1200A Feed Through Bus</b>									
WBT312X200	WBT312X200U	WBT312X200NH	WBT312X200UNH	200	1200	JXD6	64.58	27.65	13.24
WBT312X250	WBT312X250U	WBT312X250NH	WBT312X250UNH	250	1200	JXD6	64.58	27.65	13.24
WBT312X300	WBT312X300U	WBT312X300NH	WBT312X300UNH	300	1200	JXD6	64.58	27.65	13.24
WBT312X350	WBT312X350U	WBT312X350NH	WBT312X350UNH	350	1200	JXD6	64.58	27.65	13.24
WBT312X400	WBT312X400U	WBT312X400NH	WBT312X400UNH	400	1200	JXD6	64.58	27.65	13.24
WBT312X450	WBT312X450U	WBT312X450NH	WBT312X450UNH	450	1200	LXD6	64.58	27.65	13.24
WBT312X500	WBT312X500U	WBT312X500NH	WBT312X500UNH	500	1200	LXD6	64.58	27.65	13.24
WBT312X600	WBT312X600U	WBT312X600NH	WBT312X600UNH	600	1200	LXD6	64.58	27.65	13.24

<b>2400A Feed Through Bus</b>									
WBT324X200	WBT324X200U	WBT324X200NH	WBT324X200UNH	200	2400	JXD6	77.94	35.55	14.95
WBT324X250	WBT324X250U	WBT324X250NH	WBT324X250UNH	250	2400	JXD6	77.94	35.55	14.95
WBT324X300	WBT324X300U	WBT324X300NH	WBT324X300UNH	300	2400	JXD6	77.94	35.55	14.95
WBT324X350	WBT324X350U	WBT324X350NH	WBT324X350UNH	350	2400	JXD6	77.94	35.55	14.95
WBT324X400	WBT324X400U	WBT324X400NH	WBT324X400UNH	400	2400	JXD6	77.94	35.55	14.95
WBT324X450	WBT324X450U	WBT324X450NH	WBT324X450UNH	450	2400	LXD6	77.94	35.55	14.95
WBT324X500	WBT324X500U	WBT324X500NH	WBT324X500UNH	500	2400	LXD6	77.94	35.55	14.95
WBT324X600	WBT324X600U	WBT324X600NH	WBT324X600UNH	600	2400	LXD6	77.94	35.55	14.95
WBT324X700	WBT324X700U	WBT324X700NH	WBT324X700UNH	700	2400	MXD6	77.94	35.55	14.95
WBT324X800	WBT324X800U	WBT324X800NH	WBT324X800UNH	800	2400	MXD6	77.94	35.55	14.95
WBT324X900	WBT324X900U	WBT324X900NH	WBT324X900UNH	900	2400	NXD6	77.94	35.55	14.95
WBT324X1000	WBT324X1000U	WBT324X1000NH	WBT324X1000UNH	1000	2400	NXD6	77.94	35.55	14.95
WBT324X1200	WBT324X1200U	WBT324X1200NH	WBT324X1200UNH	1200	2400	NXD6	77.94	35.55	14.95

DAS electronic circuit breaker modules with blue light maintenance mode: 3-phase, 4-wire SN, 240V AC max.

Catalog Number (65KAIC)	Catalog Number (100KAIC) ②	Catalog Number (65KAIC) Blank Endwall	Catalog Number (100KAIC) Blank Endwall ②	Breaker Amperage Rating	Feed Thru Bus Rating	Breaker Type	Dimensions (inches) ①		
							Height	Width	Depth
<b>2400A Feed Through Bus</b>									
WBTM324X12	WBTM324X12U	WBTM324X12NH	WBTM324X12UNH	1200	2400	SND6	79.75	35.55	16.96

① Dimensions subject to changes.  
② Non Standard item – extended lead time applies.



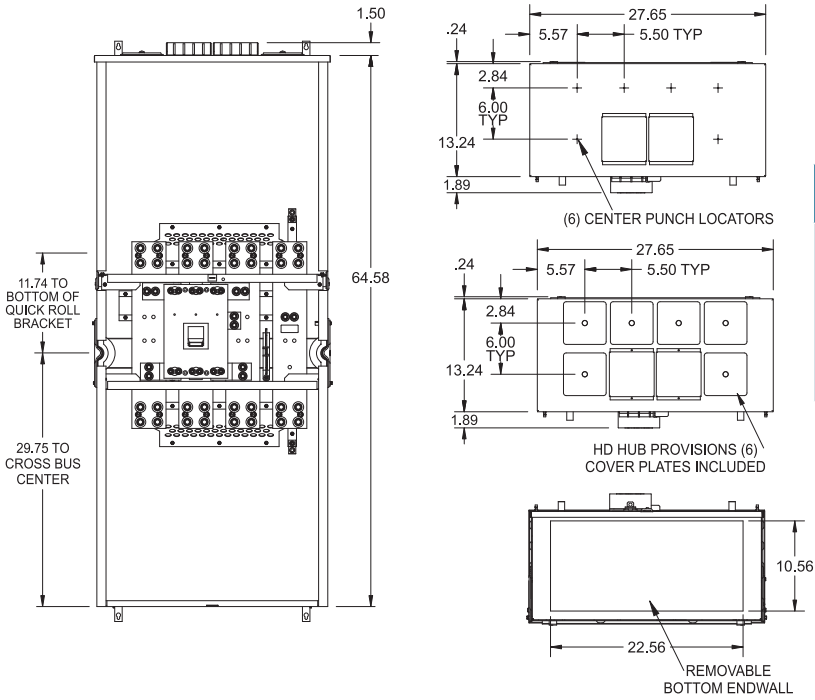
**Restrictions for WBT Feed Thru breaker tapbox units:**

Type WBT breaker tap boxes cannot be used as service equipment. The feed thru conductors must have upstream circuit protection.

For feed thru conductor ratings up to 2,000 amps, Siemens Sentron or VL circuit breakers can be used. For feed thru conductor ratings over 2000 amps, up to 2400 amps, use Class L fuses. Please note that Siemens type WL circuit breakers CANNOT be used as the direct upstream main for these WBT feed thru breaker tap boxes.

# Dimensions and Schematics

## Feed Thru Tap Box with Horizontal Bus Breaker: 1200A

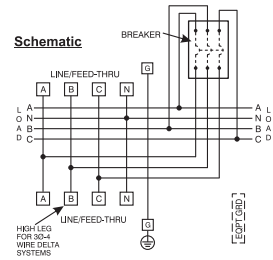


## Lug kit options for the WBT

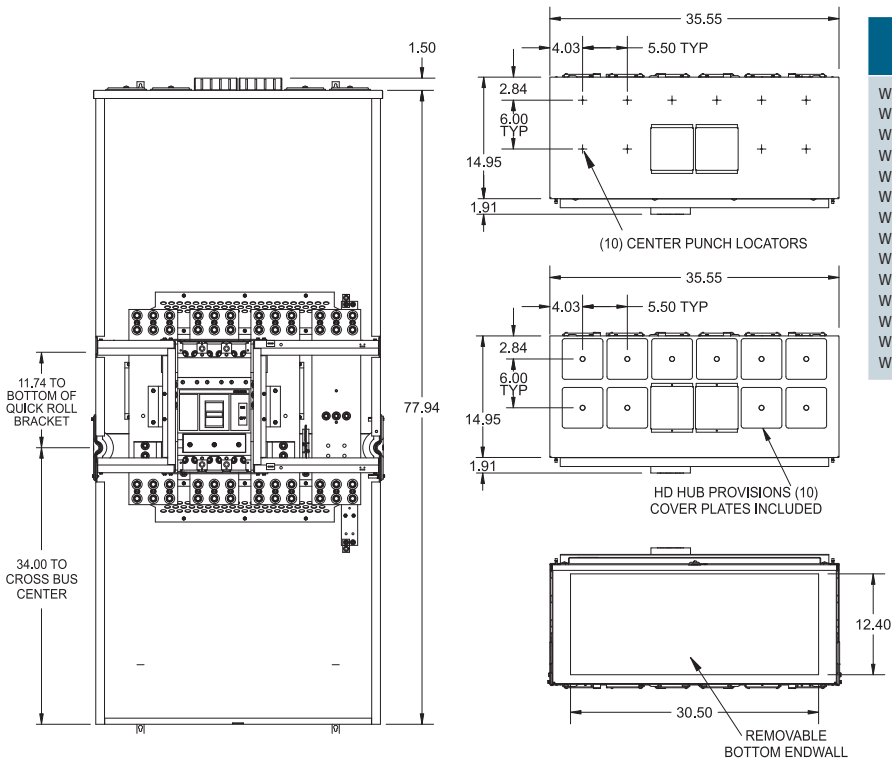
Amperage	No. Wires per Phase	Max Wire Size	3 Phase lug kit
1200	3	750 kcmil	LK33750N2
	4	500 kcmil	LK34500N2
2400	6	750 kcmil	LK36750N2
	8	500 kcmil	LK38500N2C ①
	8	750 kcmil	LK38750N2A ②

- ① Copper cable only
- ② Aluminum cable only

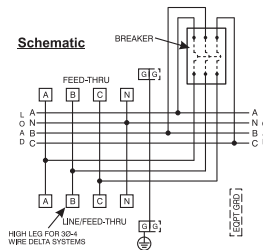
Top Endwall View No Hub Version		Top Endwall View Hub Opening Version	
WBT312X200NH	WBT312X400NH	WBT312X200	WBT312X400
WBT312X200UNH	WBT312X400UNH	WBT312X200U	WBT312X400U
WBT312X250NH	WBT312X450NH	WBT312X250	WBT312X450
WBT312X250UNH	WBT312X450UNH	WBT312X250U	WBT312X450U
WBT312X300NH	WBT312X500NH	WBT312X300	WBT312X500
WBT312X300UNH	WBT312X500UNH	WBT312X300U	WBT312X500U
WBT312X350NH	WBT312X600NH	WBT312X350	WBT312X600
WBT312X350UNH	WBT312X600UNH	WBT312X350U	WBT312X600U



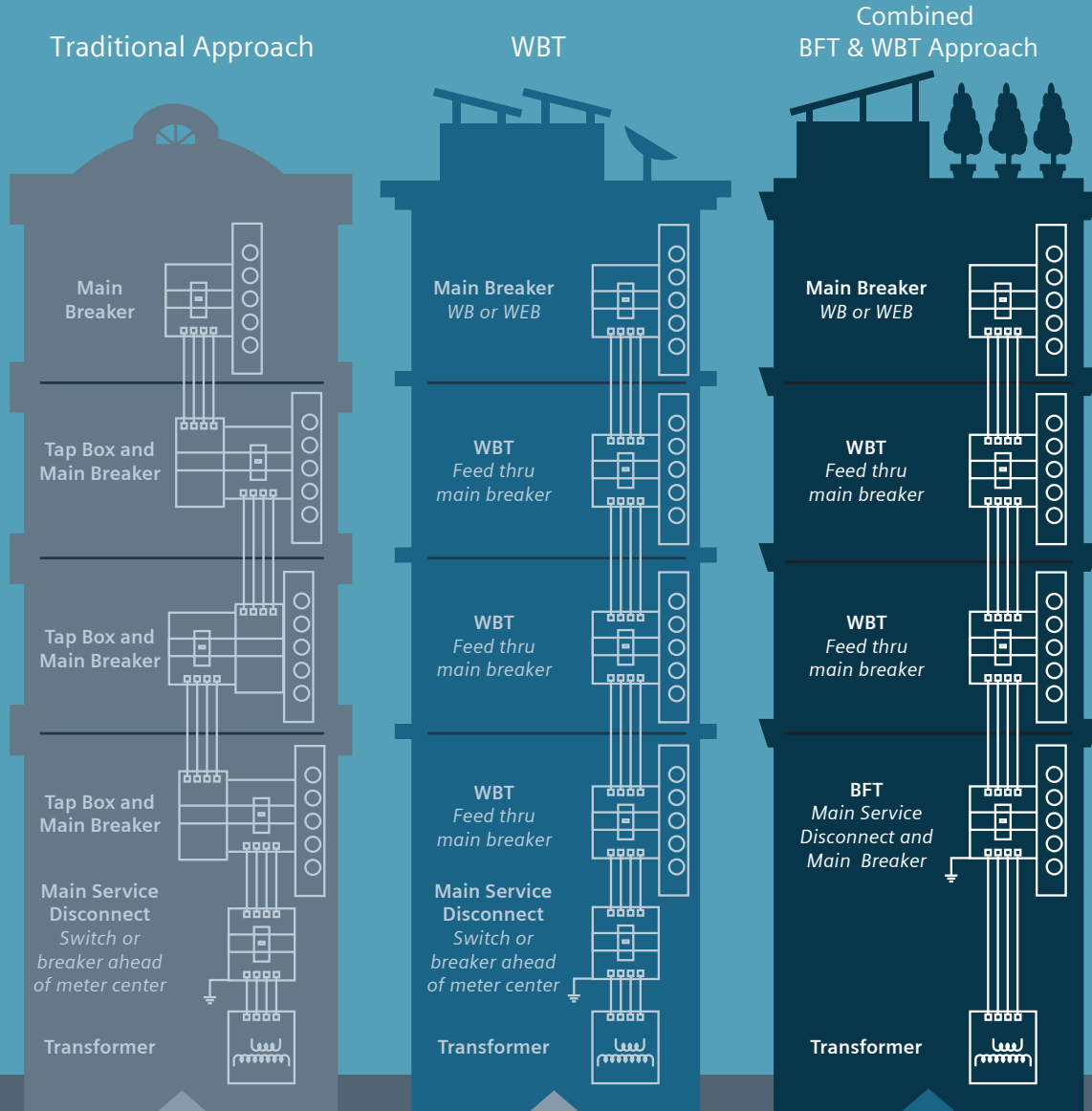
## Feed Thru Tap Box with Horizontal Bus Breaker: 2400A



Top Endwall View No Hub Version		Top Endwall View Hub Opening Version	
WBT324X200NH	WBT324X600NH	WBT324X200	WBT324X600
WBT324X200UNH	WBT324X600UNH	WBT324X200U	WBT324X600U
WBT324X250NH	WBT324X700NH	WBT324X250	WBT324X700
WBT324X250UNH	WBT324X700UNH	WBT324X250U	WBT324X700U
WBT324X300NH	WBT324X800NH	WBT324X300	WBT324X800
WBT324X300UNH	WBT324X800UNH	WBT324X300U	WBT324X800U
WBT324X350NH	WBT324X900NH	WBT324X350	WBT324X900
WBT324X350UNH	WBT324X900UNH	WBT324X350U	WBT324X900U
WBT324X400NH	WBT324X1000NH	WBT324X400	WBT324X1000
WBT324X400UNH	WBT324X1000UNH	WBT324X400U	WBT324X1000U
WBT324X450NH	WBT324X1200NH	WBT324X450	WBT324X1200
WBT324X450UNH	WBT324X1200UNH	WBT324X450U	WBT324X1200U
WBT324X500NH	WBTM324X12NH	WBT324X500	WBTM324X12
WBT324X500UNH	WBTM324X12UNH	WBT324X500U	WBTM324X12U



Imagine a four-story building designed with a group metering line up on each floor. If the total load is between 1200 and 2000 amps, one BFT module can be placed on the first floor as the main for the first floor's meters and the service entrance main for the entire building. The WBT feed thru tapbox/breaker module can be used on the second and third floors as an effective way to feed through power to upper floors while providing circuit protection to the floors they are installed on.



Mid-rise or high-rise multi-family building as configured by Siemens competitor.

Mid-rise or high-rise multi-family building as configured by Siemens prior to BFT, using the WBT to consolidate enclosures and save material cost and wall space.

Combined WBT and BFT solution for a mid-rise or high-rise multi-family building.



Space savings



Cost savings on total installation



We listened: Meets engineers' demand

Published by Siemens 2019

Siemens Industry, Inc.  
5400 Triangle Parkway  
Norcross, GA 30092

Siemens Technical Support: 1-800-333-7421  
info.us@siemens.com  
Order No. RPFL-WBTTB-1019  
Printed in USA  
All Rights Reserved  
© 2019, Siemens Industry, Inc.  
usa.siemens.com/powermod

The technical data presented in this document is based on an actual case or on as-designed parameters, and therefore should not be relied upon for any specific application and does not constitute a performance guarantee for any projects. Actual results are dependent on variable conditions. Accordingly, Siemens does not make representations, warranties, or assurances as to the accuracy, currency or completeness of the content contained herein. If requested, we will provide specific technical data or specifications with respect to any customer's particular applications. Our company is constantly involved in engineering and development. For that reason, we reserve the right to modify, at any time, the technology and product specifications contained herein.