

BREAKER DATA SERVER COM800 ACCESSORY FOR: 3VA6








Model	
Product brand name	SENTRON
Product designation	COM800 breaker data server
Design of the product	Accessories for 3VA
accessories	Communication and measurement function
General technical data	
Suitability for operation	Installation in fixed switchboard inside enclosed rooms
Mounting position	any
Degree of pollution	2
Overvoltage category	1
Safety class	III according to IEC61558
Protection class IP	20 acc. to IEC60529
Mechanical Design	
Number of interfaces / acc. to Fast Ethernet	1
Type of electrical connection / of the fast Ethernet interface	RJ45
Design/signal transmission/twisted pair	Yes
Protocol / at the Ethernet interface / is supported	Modbus TCP

Transfer rate / 2 / for Ethernet	100 Mbit/s
Number of active connections / at the Ethernet interface	3
Product function / at the Ethernet interface	
• auto-MDI(X)	Yes
• serial gateway	Yes
Number of interfaces / of the circuit breaker communication system	2
Number of bus-terminating connectors / on circuit breaker communication system	2
Number of circuit breakers / directly connectable	8
Total length / of the circuit breaker communication system	20 m
Number of interfaces / for expansion modules	1
Protocol / is supported	
• PROFIBUS DP protocol	Yes
• PROFINET IO protocol	Yes
Product function / at the communication interface / Modbus RTU protocol	Yes
Power loss [W] / rated value	5 W
Power loss [W] / of the circuit breaker communication interface / at maximum expansion	26.9 W
Rated control supply voltage U_s with DC	24 V
Relative symmetrical tolerance / of the operating range of the control feed voltage	20 %
Consumed current / maximum	1.1 A
Height	90 mm
Width	90 mm
Number of width units	5
Depth	33.5 mm
Net weight	200 g
Type of electrical connection	removable/pluggable
Type of electrical connection / at the inputs for supply voltage	screw-type terminals
Connectable conductor cross-section / solid / minimum	0.5 mm ²
Connectable conductor cross-section / solid / maximum	2.5 mm ²
Connectable conductor cross-section / finely stranded / with core end processing / minimum	0.5 mm ²
Connectable conductor cross-section / finely stranded / with core end processing / maximum	1.5 mm ²
Type of connectable conductor cross-sections / at the digital inputs / at AWG conductors / solid	2x 20 to 14

Connections according IEC

Installation depth / with expansion module / maximum	56.5 mm
Installation depth / without expansion module / maximum	33.5 mm

Certificates

General Product Approval	EMC	Declaration of Conformity	other
 CSA	 UL	 EAC	 RCM
			 EG-Konf.
			Miscellaneous

Further information

Information- and Downloadcenter (Catalogs, Brochures,...)

<http://www.siemens.com/lowvoltage/catalogs>

Industry Mall (Online ordering system)

<https://mall.industry.siemens.com/mall/en/en/Catalog/product?mlfb=3VA9977-0TA10>

Service&Support (Manuals, Certificates, Characteristics, FAQs,...)

<https://support.industry.siemens.com/cs/ww/en/ps/3VA9977-0TA10>

Image database (product images, 2D dimension drawings, 3D models, device circuit diagrams, ...)

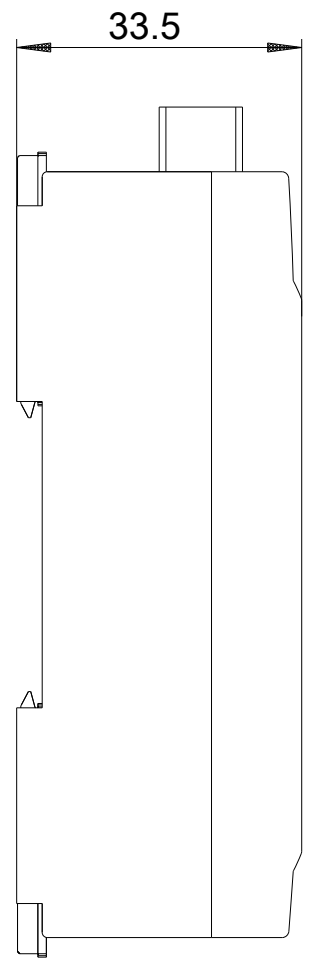
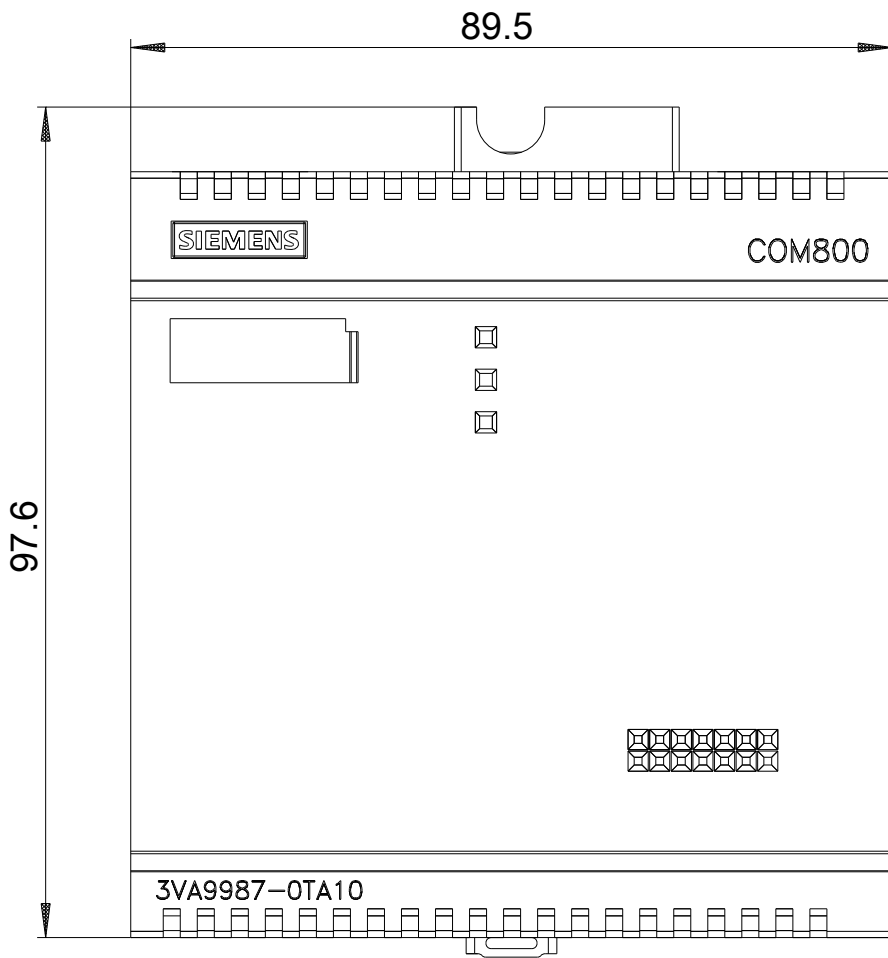
http://www.automation.siemens.com/bilddb/cax_en.aspx?mlfb=3VA9977-0TA10

CAX-Online-Generator

<http://www.siemens.com/cax>

Tender specifications

<http://www.siemens.com/specifications>



last modified:

11/17/2017