

Analyst Meet – FY 2018

Siemens Limited







Sunil Mathur, Managing Director & CEO
Christian Rummel, Executive Director & CFO
November 2018 | Mumbai

This presentation has been prepared solely for use at the investor/analyst presentation. By attending the meeting where this presentation is made, or by reading the presentation slides, you agree to be bound by the following limitations:

- (a) Siemens Ltd. (“Siemens” or “Company”) cannot give assurance to the correctness of such information and statements. These forward-looking information and statements can generally be identified by the fact that they do not relate only to historical or current facts. Forward-looking statements sometimes use terminology such as “targets”, “believes”, “expects”, “aims”, “assumes”, “intends”, “plans”, “seeks”, “will”, “may”, “anticipates”, “would”, “could”, “continues”, “estimate”, “milestone” or other words of similar meaning and similar expressions or the negatives thereof;*
- (b) By their nature, forward-looking information and statements involve known and unknown risks, uncertainties and other important factors that could cause the actual results, performance or achievements of the Company to differ materially from any future results, performance or achievements that may be expressed or implied by the forward-looking information and statements in this presentation. Should one or more of these risks or uncertainties materialize, or should any underlying assumptions prove to be incorrect, the Company's actual financial condition or results of operations could differ materially from that or those described herein as anticipated, believed, estimated or expected;*
- c) Given the aforementioned uncertainties, prospective or present investors are cautioned not to place undue reliance on any of these forward-looking statements;*
- d) No part of this presentation, nor the fact of its distribution, should form the basis of, or be relied on in connection with, any contract or commitment or investments decision whatsoever. Investor/prospective advisors must be sought on specific situation from well-informed legal, investment, tax, financial, and management professionals;*
- e) This presentation and its contents are confidential and must not be distributed, published or reproduced. This presentation does not constitute a recommendation regarding the securities of the Company.*

Pickup in capex growth

Sectoral outlook and market trend

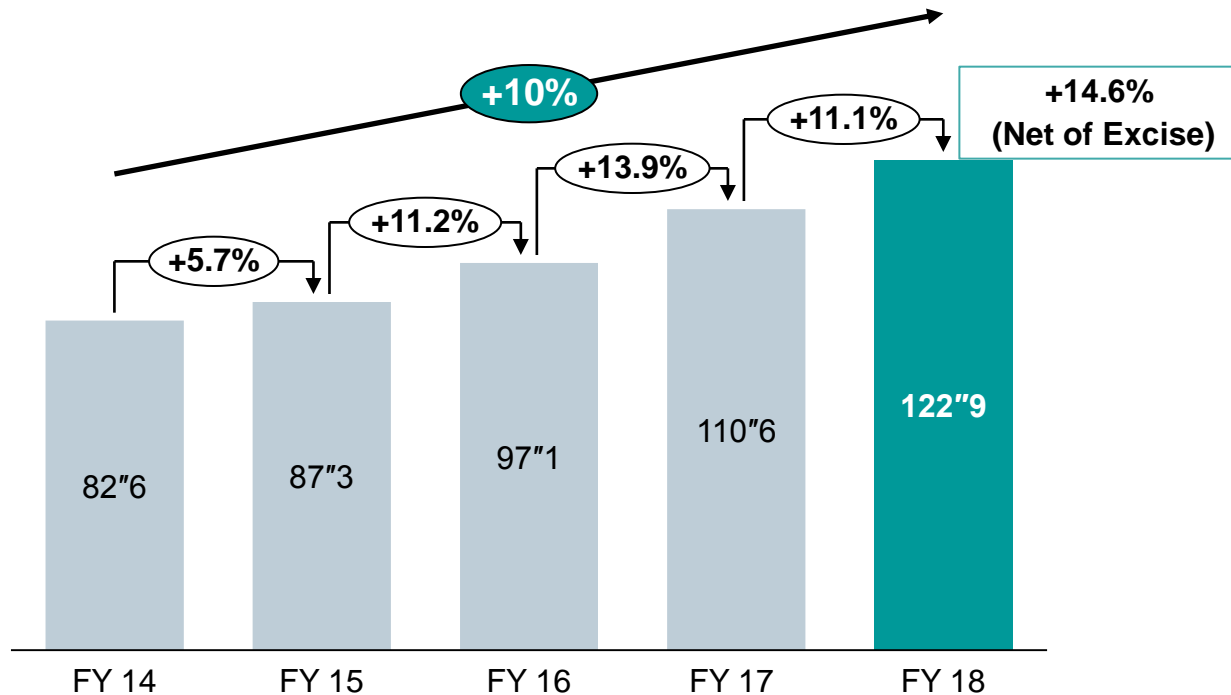
Power	 Few opportunities in power generation due to low Plant Load Factor and stressed assets. Demand for captive power plants growing (fertilizer, sugar, ...)
	 Replacement of ageing / inefficient power plants with super critical technology expected in the medium term
Infra-structure	 Transmission capex shifting from Power Grid to State level T&D utilities at <400/220kV levels
	 Smart city tendering based on packages (substations, smart solutions etc.), absence of large integrated orders
Industry	 Capital expenditure growing in some segments (automotive, pharmaceuticals, food & beverage)
	 Strong interest in digitalization solutions for energy efficiency, enhanced productivity and flexibility

Sustained profitable growth in a mixed market environment



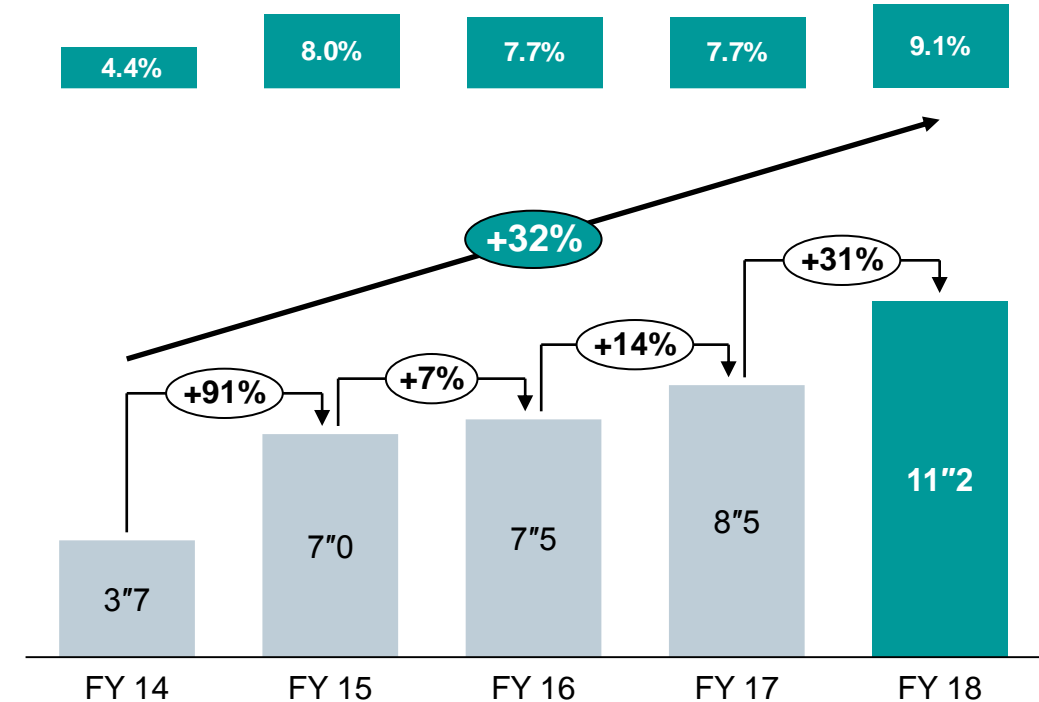
Siemens Limited Annual Performance¹⁾, INR figures in billions

Sales



PFO (Profit from Operations)

PFO margin %

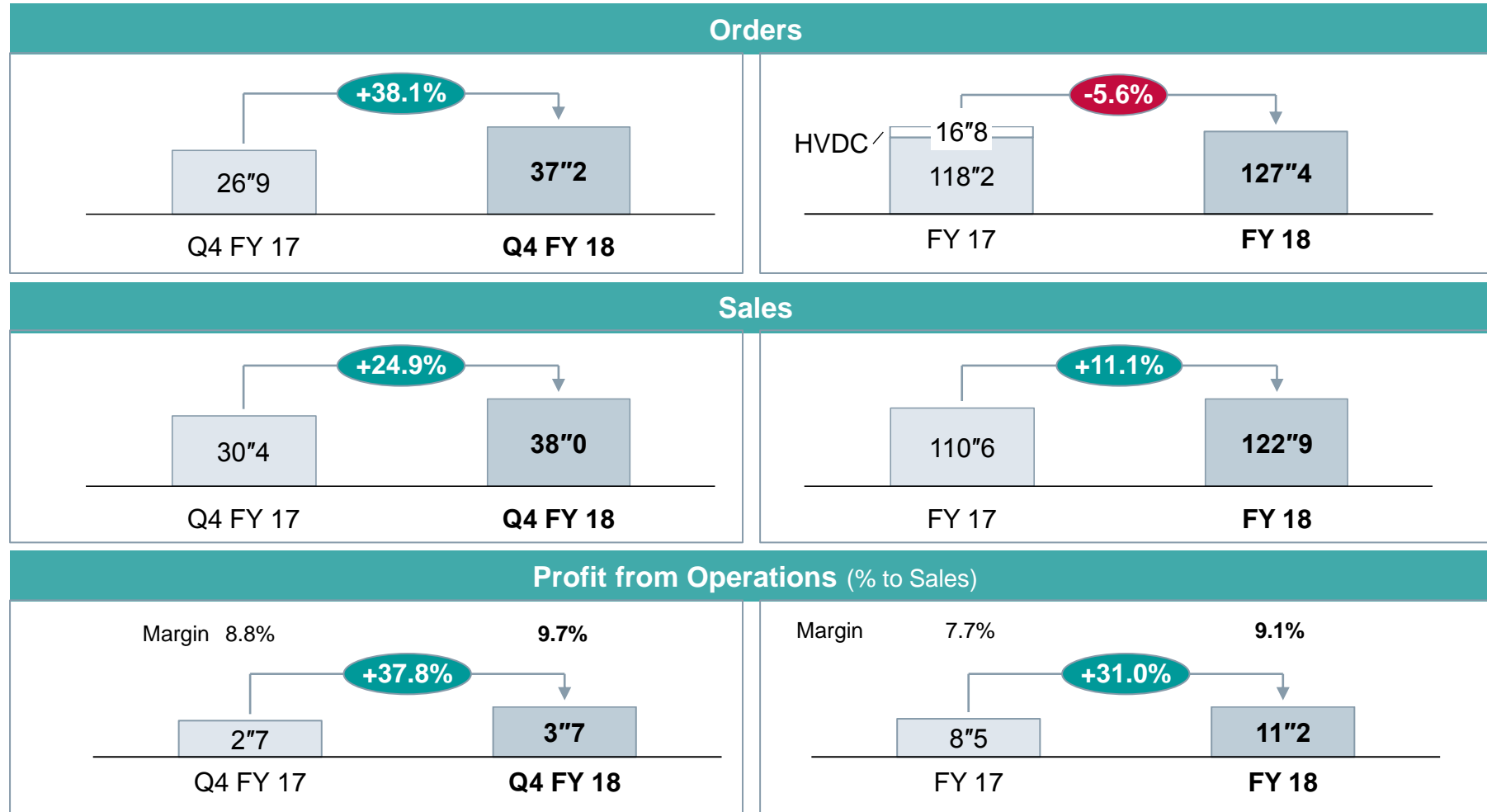


1) From Continuing Operations excluding Healthcare and Metals Technologies

Operational excellence has resulted in margin improvement



INR figures in billions



Order Growth ex HVDC: +7.8%
Base Business: +28.4%
 (Base Business excludes large Orders > INR1'0)

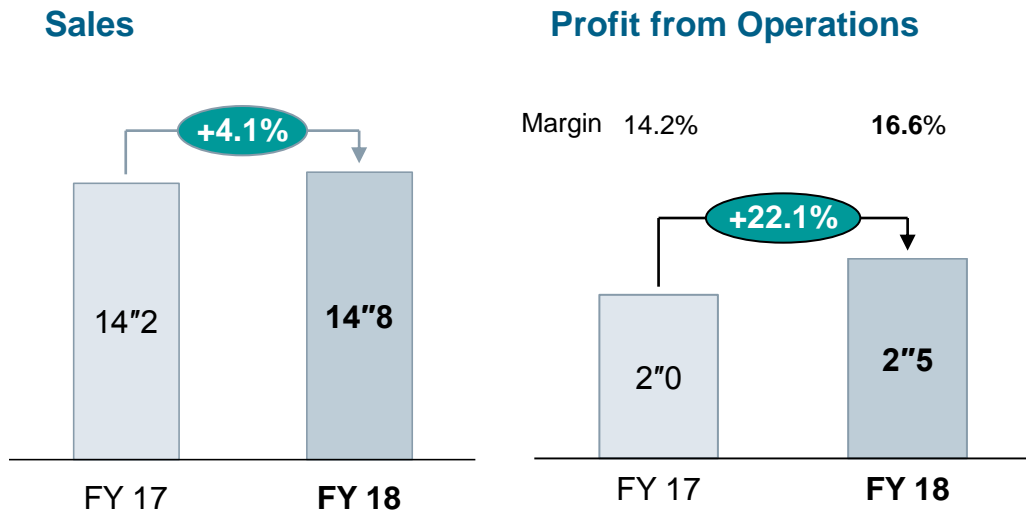
Book to Bill: 1.04
Backlog: 123'5
Sales: +14.6% (Net of excise)

Profitability: +138 bps
 therein:
Loss on FX: -162 bps
Export Incentives: +108 bps

Strong performance across all divisions

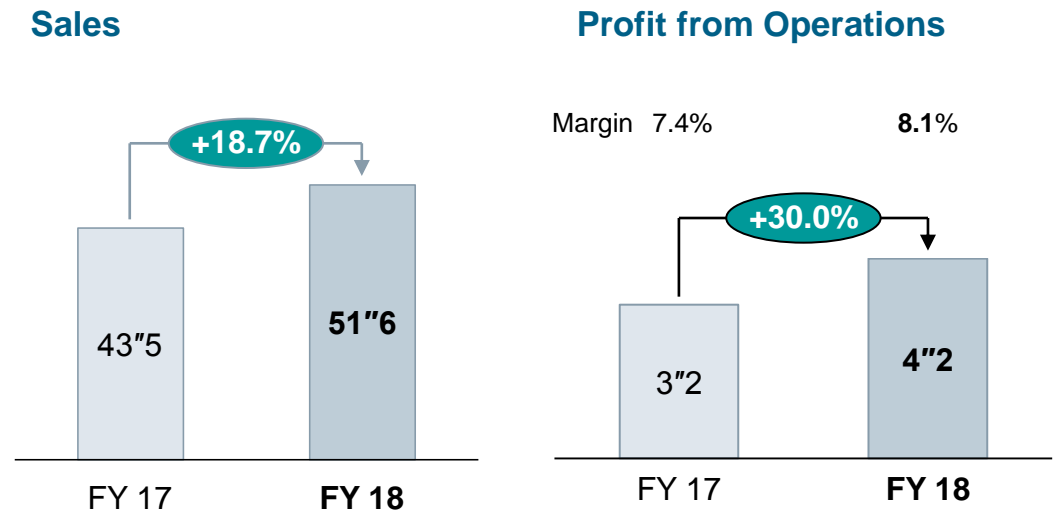
Division-wise performance – FY 2018, INR figures in billions

Power and Gas (PG)



- Growth driven by small steam turbine business (captive power generation)
- Increased profitability due to export incentives on Services

Energy Management (EM)



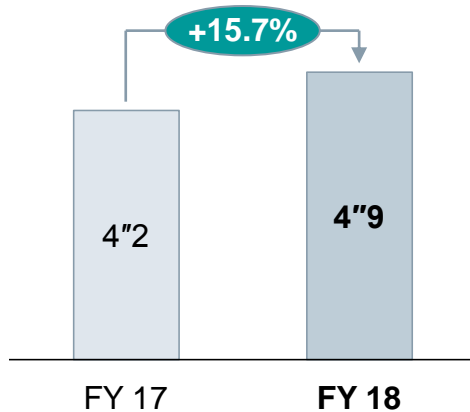
- Large HVDC order driving sales and profits

Strong performance across all divisions

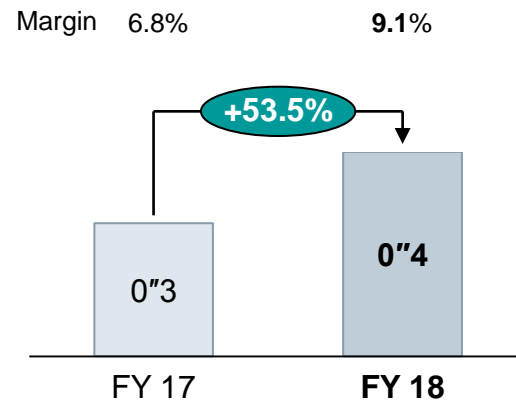
Division-wise performance – FY 2018, INR figures in billions

Building Technologies (BT)

Sales



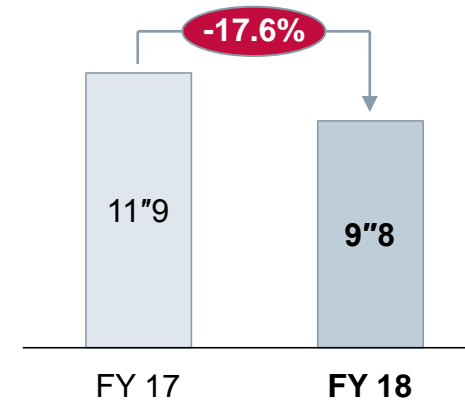
Profit from Operations



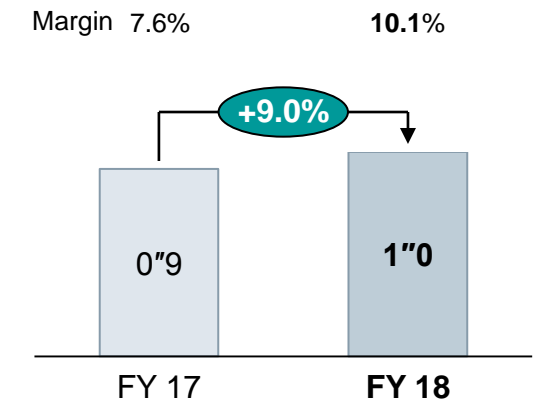
- Growth in solutions and products for commercial buildings, life sciences and data centers

Mobility (MO)

Sales



Profit from Operations

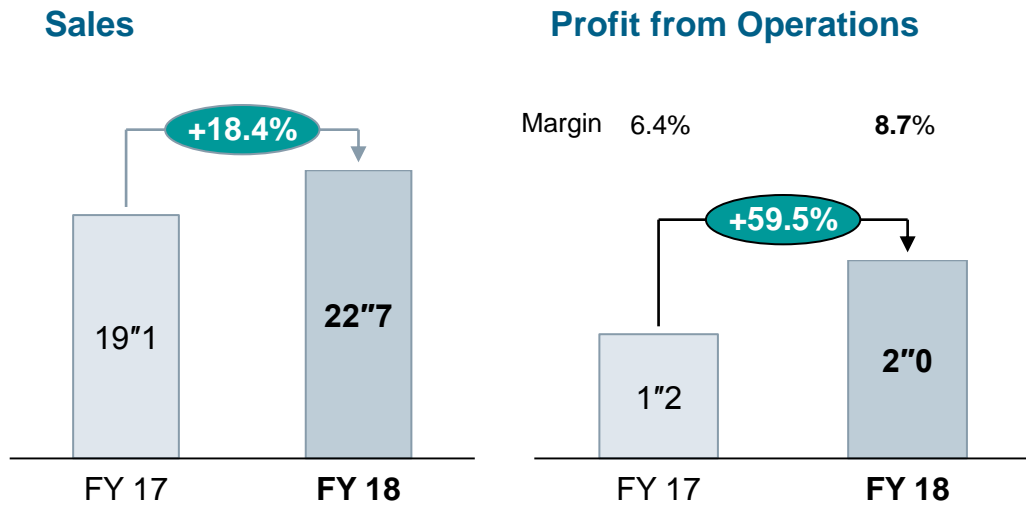


- Reduced demand for traction motors (diesel locomotives)
- One time commercial settlement

Strong performance across all divisions

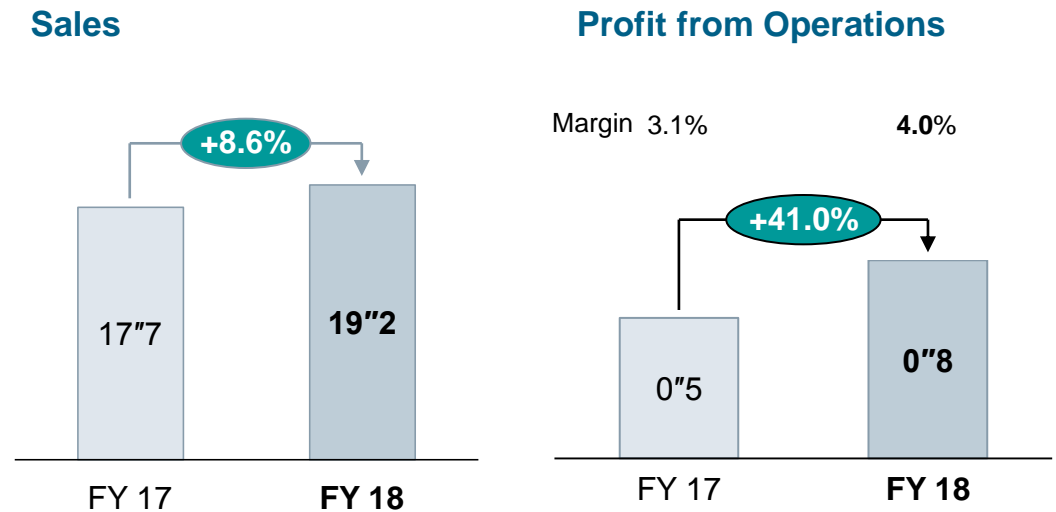
Division-wise performance – FY 2018, INR figures in billions

Digital Factory (DF)



- Incremental growth through digitalization in machine building, automotive and food & beverage
- Better margins due to revenue growth

Process Industries and Drives (PD)

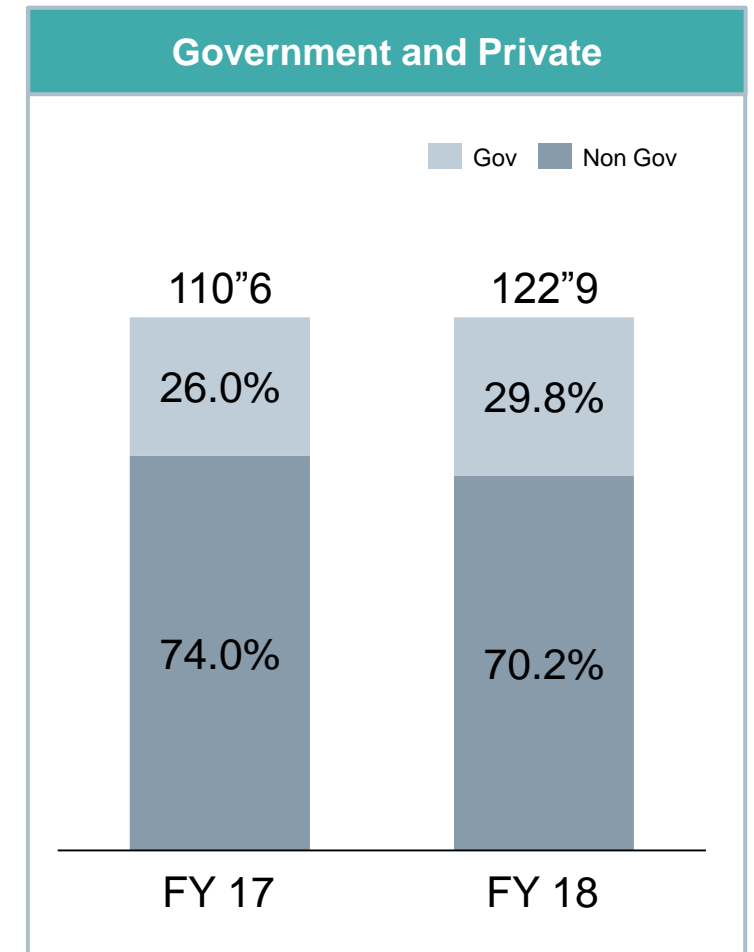
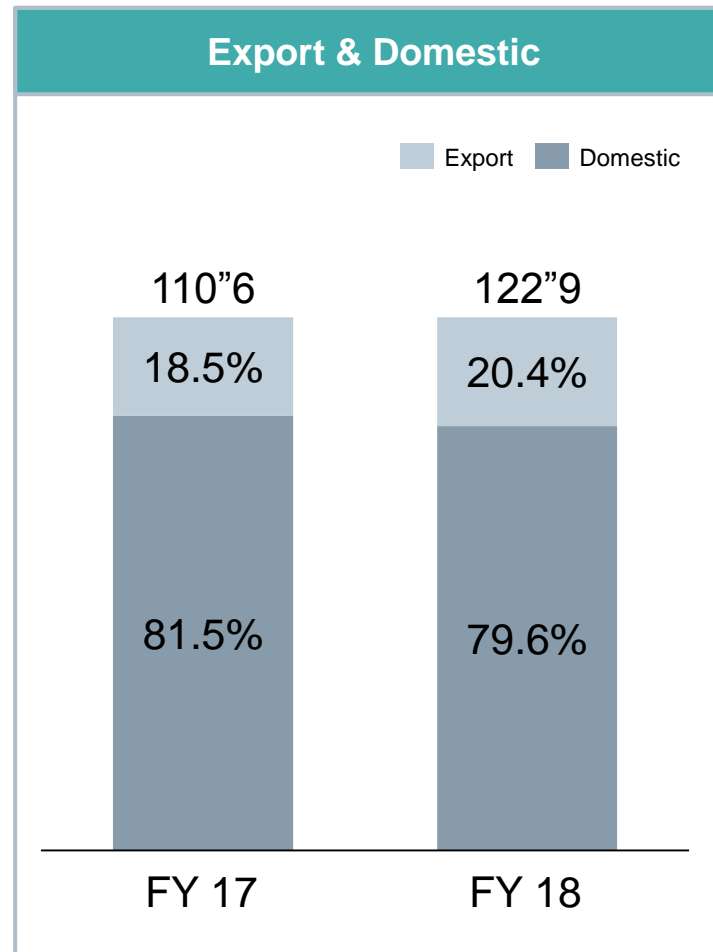
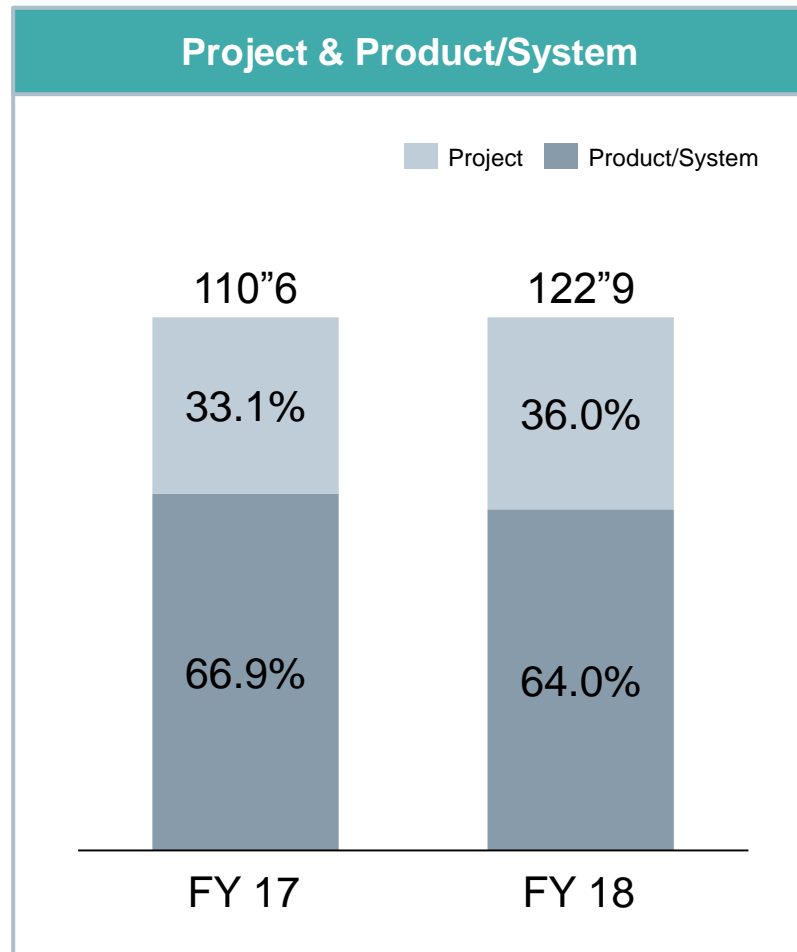


- Growth led by demand for energy efficient motors and drives
- Higher margins due to operational excellence

Business mix remains stable



Sales Mix, INR figures in billions



MindSphere is our entry point to further drive business performance through Digitalization

Increase Performance ...

...powered by digital transformation



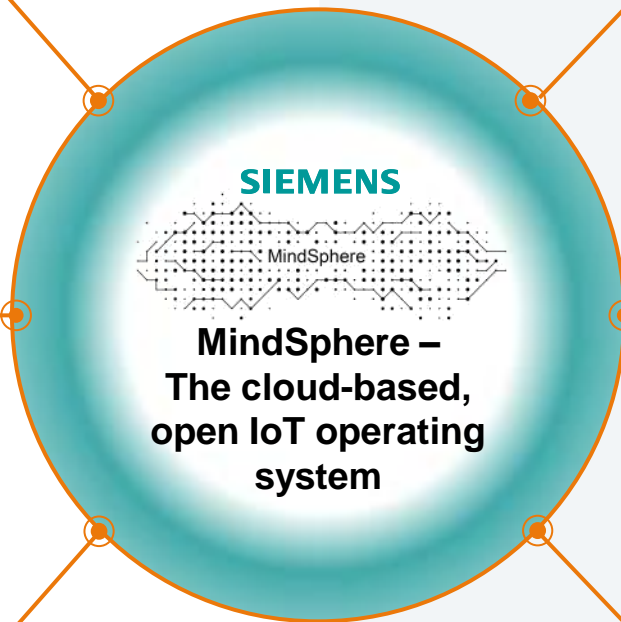
Build Digital Business ...

...through development of applications & digital services



Differentiate in the Market ...

...through new service and business models



Power ...

... Power Generation, Power T&D, Oil & Gas



Infrastructure ...

...Buildings, Smart Cities, Mobility, eMobility



Industry ...

... Automotive, Food & Bev, Pharma, Cement



FOCUS VERTICALS

Shorten Time-to-Manufacturing

Customer Requirements

- Reduce time to market for launching new vehicle models

Our Solution

- Siemens Teamcenter and Totally Integrated Automation portal to simulate and validate design

Customer Benefits

- Reduced development time by 50%
- Reduced commissioning time by 70%

Automotive

First Time Right with Enhanced Flexibility

Customer Requirements

- Real-time analysis and adaptive actions to improve batch quality

Our Solution

- Siemens Process Analytical Technology (SIPAT) solution

Customer Benefits

- Improved batch quality and consistency
- Reduced batch cycle time up to 15%

Pharmaceuticals

Process Optimization

Customer Requirements

- Reduced Energy Costs
- Optimization of Raw Mill

Our Solution

- Kiln and Mill Optimization
CEMAT Solution

Customer Benefits

- Reduced power consumption¹⁾ by 8%
- Increase Cement mill feed by 20 Tph

1) Specific Power Consumption (Kwh/T)

Cement

Improving power plant performance

Customer Requirements

- Flexibility to increase power output of the thermal plant to balance the power grid

Our Solution

- Primary Frequency Control using SPPA¹⁾-T3000 for condensate throttling

Customer Benefits

- Flexibility ~7% load ramp-up in 20 seconds to stabilize frequency
- Improved life of turbine control valve

Power Generation Services

Digitalization of Power Substations

Customer Requirements

- Reduce bay capex & maintenance cost
- Flexibility for expansion

Our Solution

- Digital substation 4.0 with process bus technology and cloud connectivity

Customer Benefits

- Substation footprint reduction
- Easier augmentation – secondary system independent of primary

Energy Management

Committed to continued profitable growth



Outlook

1

Continued thrust on Digitalization and creating Smart Infrastructure

2

Strengthening core activities through customer focus and localization

3

Leverage strong balance sheet

Investor Relations Contact



Gaurav Ajjan

Siemens Ltd.

Investor Relations

Birla Aurora, Level 21, Plot No. 1080,

Dr. Annie Besant Road, Worli,

Mumbai – 400030

E-mail: gaurav.ajjan@siemens.com

Thank You!!