

	U.S. Cat. No.	Euro Order No.
Item:	HPLL	3VL9400-3HL01
	HPLM	3VL9600-3HL01
	HPLP	3VL9800-3HL01

Handle Padlock Device

Manette de cadenassage

Dispositivo de bloque de maneta por candado

For Use With Frame JG, LG, MG, NG, PG

Para Usar Con Caja Base JG, LG, MG, NG, PG

Installation Instructions / Instructivo de Instalación

	 Danger	 Peligro	 Danger
	Hazardous Voltage. Will cause death or serious injury.	Tensión peligrosa. Puede causar la muerte o lesiones graves.	Tension dangereuse. Danger de mort ou risque de blessures graves.
	Turn off and lock out all power supplying this device before working on this device. Replace all covers before power supplying this device is turned on.	Desenergice totalmente antes de instalar o darle servicio. Reemplace todas las barreras y cubiertas antes de energizar el interruptor.	Couper l'alimentation de l'appareil et barrer avant de travailler. Remplacez tous les couverts avant que l'approvisionnement de pouvoir soit alimenté.

Use only with Siemens certified Components.

Utilizar únicamente con componentes certificados de Siemens.

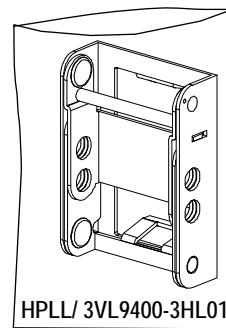
A utiliser uniquement avec les composants certifiés Siemens.

NOTE - These instructions do not purport to cover all details or variations in equipment, or to provide for every possible contingency to be met in connection with installation, operation or maintenance.

Should further information be desired or should particular problems arise, which are not covered sufficiently for the purchaser's purposes, the matter should be referred to the local Siemens sales office. The contents of this Instruction manual shall not become part of or modify any prior or existing agreement, commitment or relationship. The sales contract contains the entire obligation of Siemens. The warranty contained in the contract between the parties is the sole warranty of Siemens. Any statements contained herein do not create new warranties or modify the existing warranty.

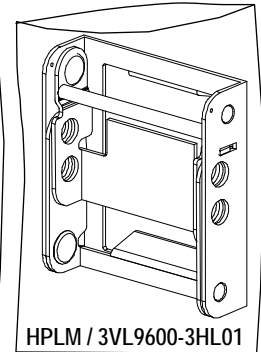
Trademarks - Unless otherwise noted, all names identified by ® are registered trademarks of Siemens AG or Siemens Industry, Inc.

The remaining trademarks in this publication may be trademarks whose use by third parties for their own purposes could violate the rights of the owner.



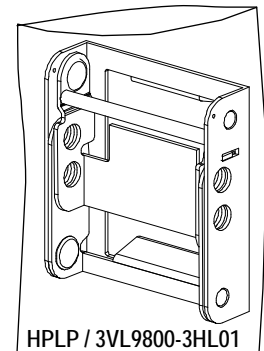
HPLL / 3VL9400-3HL01

JG, LG



HPLM / 3VL9600-3HL01

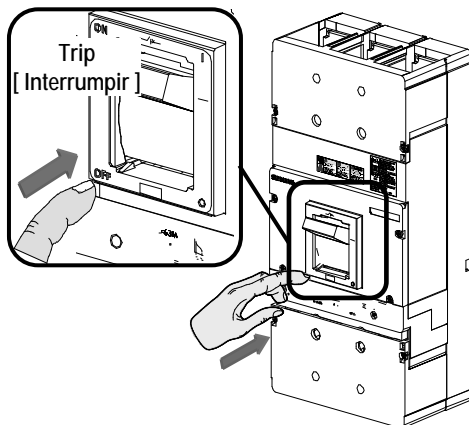
MG



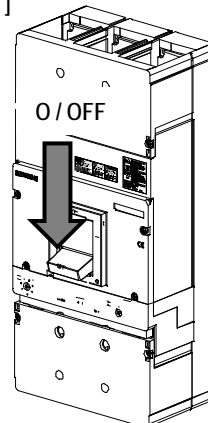
HPLP / 3VL9800-3HL01

NG, PG

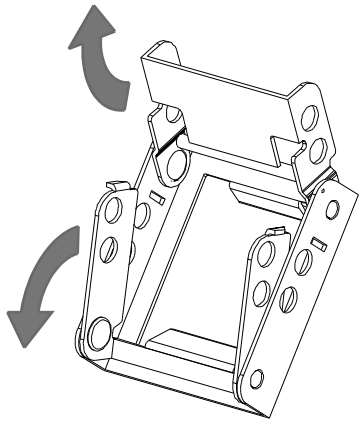
1a I/ON → Trip [Interrupir]



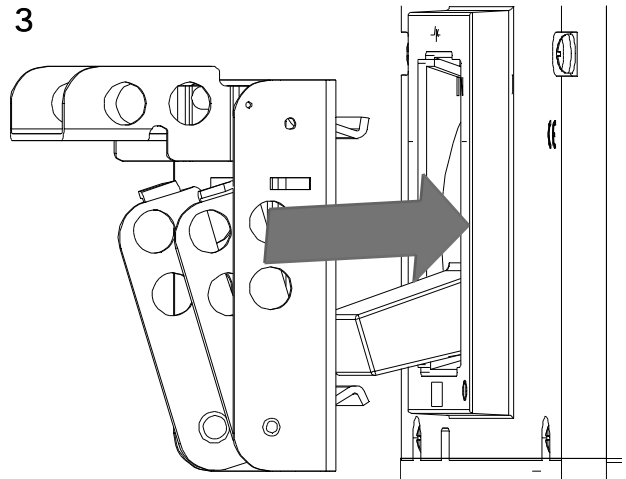
1b Trip [Interrupir] → O / OFF



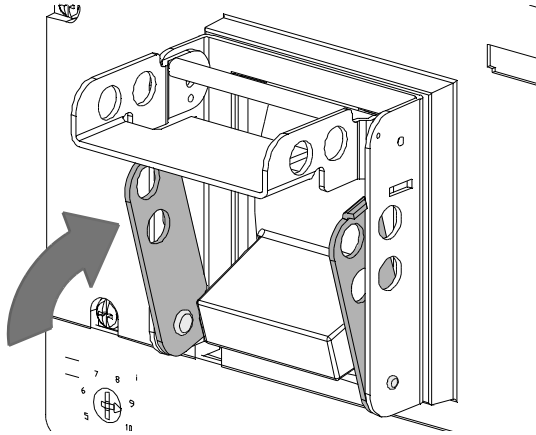
2



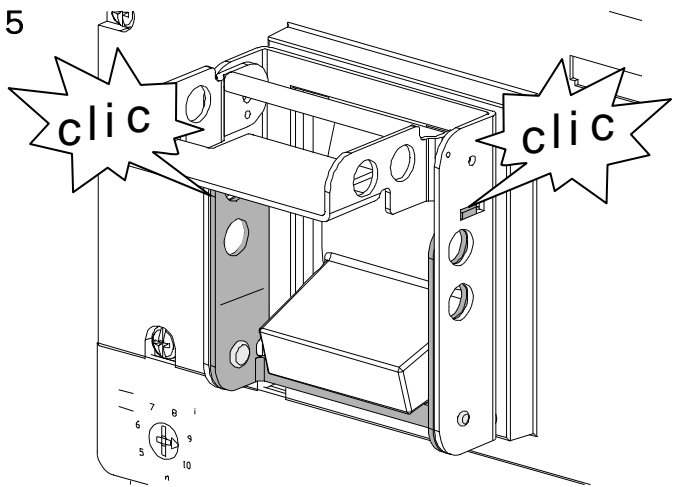
3



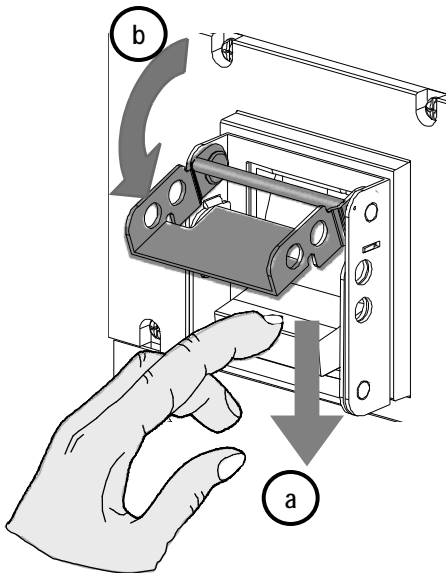
4



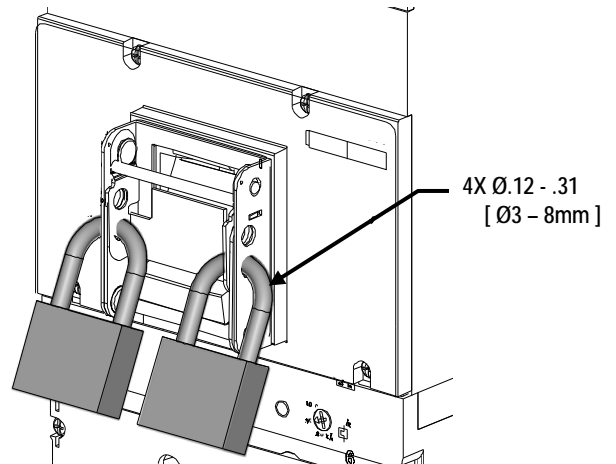
5



6



7



Bestell-Nr. / Order No.: 3ZX1012-0VL68-7AA0

For Support in Europe refer to :
Internet: www.siemens.de/lowvoltage/technical-assistance

GWA 4NEB 179 6891-10 DS 05

Technical Support:

Toll Free: 1-800-241-4453

Internet: www.usa.siemens.com/powerdistribution

Subject to change without prior notice
Siemens Industry, Inc. , Norcross, GA 30092 U.S.A.