

EUSERC Meter/Load Center Combinations

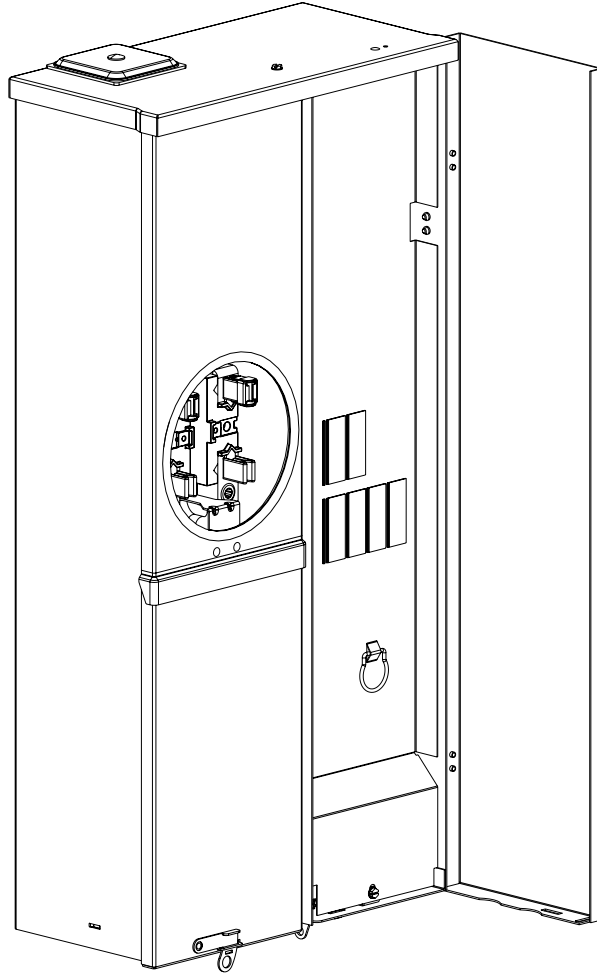
Surface Mount (JC0406L1125SEC)

FEATURES

- UL Listed only for use as service entrance equipment
- NEMA Type 3R enclosure with painted, G90 galvanized steel
- 22,000A IC rating
- Overhead and Underground feed
- Ring style meter cover
- Tin plated copper bus bars
- 7" deep can
- Steel breaker mounting base pan
- *INSTA-WIRE* neutrals and grounds
- Visible neutrals and grounds
- Side-hinged load center door; requires the removal of only one screw to remove door
- Surface mounting
- Key hole shaped mounting holes for easy hanging
- Deadfront pull ring
- Captive deadfront screw
- See wiring diagram for lug sizes and torque data
- Main Breaker not included

ACCESSORIES

- Top end wall has type RX hub provisions:
 - EC38597 (1-1/4")
 - EC38598 (1-1/2")
 - EC38599 (2")
 - EC385600 (2-1/2")
- Bottom end wall has type HC hub provisions:
 - EHC200 (2")
 - EHC250 (2-1/2")
 - EHC300 (3")
- Ground bar kits:
 - ECGB5, ECGB10, ECGB14 (check wiring diagram for limitations)
- 2/0 - #4 wire range Lug Kit: ECLK2
- 5th Jaw Assembly: EMC5J
- Mechanical Breaker Interlock: ECQML12
- Meter Socket Jumper: ECJS
- Filler Plate: QF3 or ECQF3



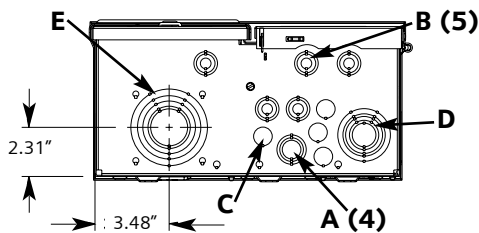
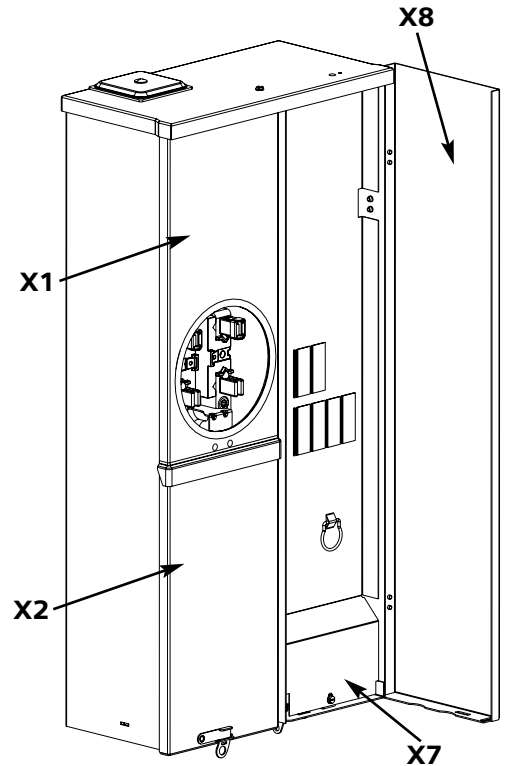
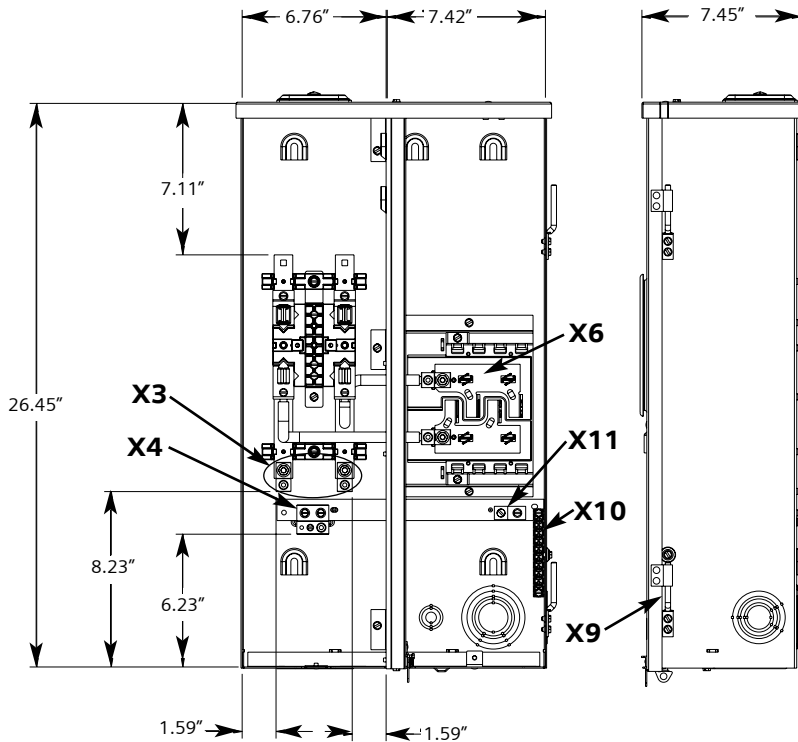
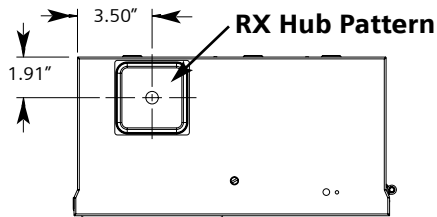
Main Ampere Rating	Catalog Number	No. of Circuits	No. of Spaces
125	JC0406L1125SEC	4	6

fastfax

MURRAY

EUSERC Meter/Load Center Combinations

Dimensions, Knockout Diagrams, Replacement Parts



Knockout Schedule

- A = 1/2"
- B = 1/2", 3/4"
- C = 1/2", 3/4", 1"
- D = 3/4", 1", 1-1/4", 1-1/2", 2"
- E = 1", 1-1/4", 1-1/2", 2", 2-1/2", 3"
- F = 1", 1-1/4", 1-1/2", 2", 2-1/2"
- G = 0.31" diameter Ground Wire K.O.

Replacement Parts

Replacement Parts are to be ordered as an "ITESA2 Special" using the descriptions following the X reference below:

X Reference	Description	Part No.
X1	Meter Cover	5459622
X2	Pull Section Cover and Latch	5459627, MO-11320, 55707-3
X3	Line Phase Lugs	6519901
X4	Utility Neutral Lug	6529981
X5	Main Breaker (field installed)	Type MP-T, MP-HT
X6	Load Center Interior	8019962
X7	Deadfront	5329539
X8	Load Center Door	5459630, 1120010, 5819904
X9	Door Hinge Pin	5819903
X10	Neutral Bar	6209675
X11	Load Center Ground Lug	67554