

It's a switch that's right for almost any commercial, industrial or special use application. From 30 to 1,200 Amps, we're there with one tough animal -- the new Siemens safety switch.

# SIEMENS

You Asked for It. We Listened.

Siemens asked contractors for everything they wanted in a safety switch. We heard you loud and clear. Your input helped create the toughest, most reliable, most hassle-free safety switch in the business -- the New Siemens Type VBII Safety Switch.

## Introducing the New Siemens Safety Switch Type VBII

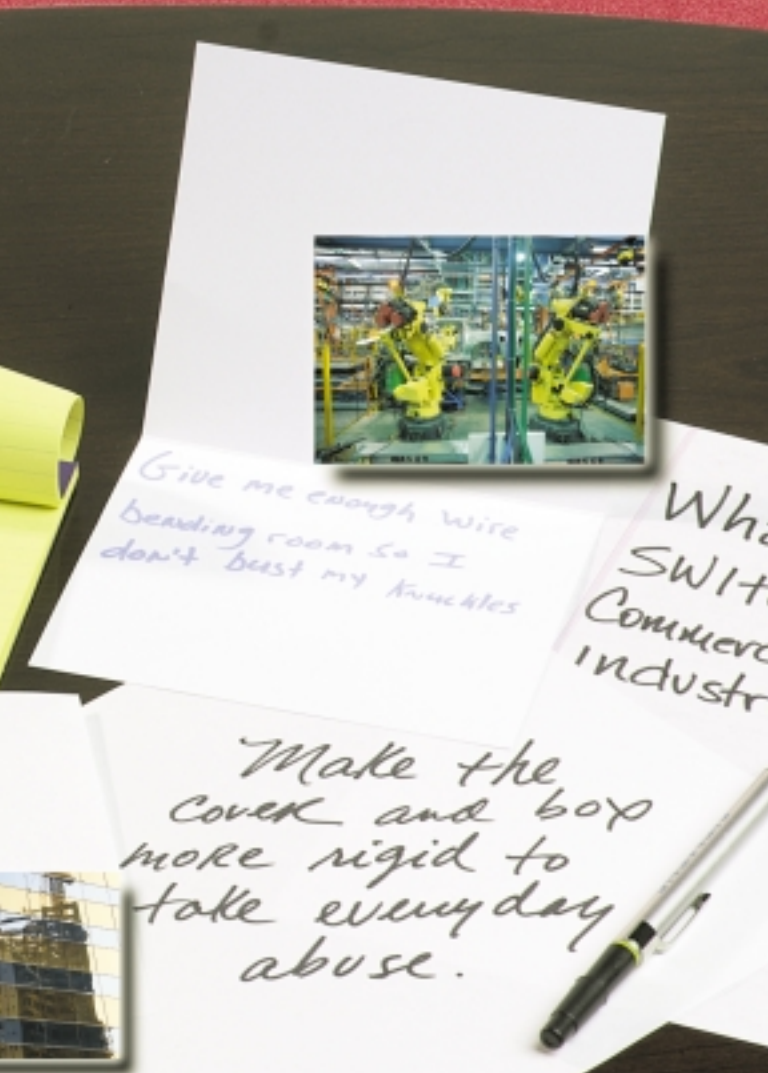


(a rough approximation)



Siemens Energy & Automation, Inc.  
Distribution Products Division  
3333 Old Milton Parkway  
Alpharetta, GA 30005

Order No. SSPM:SBIIA.0999  
10M0307CE Printed in U.S.A.  
©1999-2007 Siemens Energy & Automation, Inc.  
Siemens is a registered trademark of Siemens AG. Specifications are subject to change without notice.



## Tough. Extremely Tough.

Top to bottom and inside out, our new safety switch is the most significant innovation in enclosed safety switch design in four decades. Siemens has redefined the standard for rugged durability. Quite simply, it is the toughest switch ever made. From its unique enclosure design and increased rigidity to its double-break visible blade design and optional 200 percent neutrals - this is one tough switch.

### A Tough New Look – Engineered to Make Your Life Easier.


The first thing you'll notice about the new Siemens safety switch is its easy-to-see handle and unique enclosure design. We took a hard look at everything, to make it tougher, more modular and easier to service and install. We added new double-break visible blade design. The VBII offers tangential knockouts through 200 Amps for easy conduit lineup, and two or three-point mounting. We also added a hinged clear line terminal shield with probe holes for inspecting or testing line side terminals and a door that opens greater than 180°. Now you've got a safety switch that is so easy to install and operate - it's TOUGH to beat.

### The Right Switch for Any Application.

Siemens has tested the Type VBII design well beyond UL requirements to assure reliable performance in even the most demanding applications and the most adverse environments, like those common in mining operations and steel mills.


### Modular Design for Easy Service.

Because of its tough and durable construction, the chances of breakdowns are reduced. Should a failure occur, the new Siemens switch allows for quick, easy repair which minimizes downtime. Every part is replaceable - including load and line bases, the handle and even the operating mechanism. With easy-to-install replacement part kits in stock, service is quick and convenient.




### So Reliable, It Will Stand in There for Generations to Come.

We've built the Siemens safety switch to be so durable - so reliable - it just might be around for the next millennium. In fact, the VBII gives you the confidence that once it is installed - you're done! Here's why:



- Rugged metal handle with large red grip which provides highly visible ON/OFF indication.
- Generous wire gutters that meet and/or exceed NEC wire-bending space requirements.
- A unique enclosure design that adds rigidity and strength. It also offers a touch-safe edge for the installer's hand.

- Visible blade, double-break switching action.



- Spring reinforced fuse clips that assure reliable contact for cool operation.

- Front removable mechanical lugs that are field convertible to copper mechanical lugs or compression (crimp) connectors.

- A hinged clear line shield with probe holes for inspecting or testing line side terminals.

### Really Tough.

Built to last. Everything about the new Siemens safety switch has been designed for the engineer and installer. We have rolled the enclosure's metal edges and corners to minimize cuts, nicks and scrapes to the installer's hands or the conductors. We have added generous wiring gutters to meet or exceed UL and NEC wire-bending space requirements. The enclosure is more rigid and resilient and all parts are interchangeable for easier service. Our quick-make, quick-break switching action coupled with our new double-break visible blade design ensures reliable operation in both general duty and heavy duty applications. Tough in the field yet easy on you. We're proud to introduce the new Siemens safety switch.