

SIEMENS

Ingenuity for life

TPS3 11

Type 1 / Type 2 Surge Protective Device (SPD) Mounts External to Electrical Distribution Equipment

Features:

- UL 1449-4 Type 2 SPD, UL 1283 Listed, CSA 22.2 No. 269.2
- Optional UL 1449 4th Edition Listed Type 1, CSA 22.2 No. 269.1
- Type 1 / Type 2 SPD
- Mounts external to electrical distribution equipment
- Large block, individually fused, thermally protected, 50 kA MOVs
- 20 kA I_n (most models)
- 200 kA SCCR (most models)
- All UL required OCP & safety coordination included
 - Type 1 SPDs intended for Line or Load side of Main Disconnect
 - Type 2 SPDs intended for Load side of Main Disconnect
- UL96A Lightning Protection Master Label compliant (@20kA I_n)
- Designed, manufactured and tested consistent with:
 - ANSI/IEEE C62.41.1-2002, C62.41.2-2002, C62.45-2002, C62.62-2010, C62.72-2007 & CSA C22.2 No. 269.1 and .2
 - 1992/2000 NEMA LS-1
 - NEC Article 285
 - IEC 61643, CE
- 10 year warranty

SPD Specifications

Surge Current Rating Per Phase

Per Phase	L-N	L-G	N-G
100 kA	50 kA	50 kA	50 kA
150 kA	100 kA	50 kA	50 kA
200 kA	100 kA	100 kA	100 kA

- 100% monitoring (Every MOV is monitored, incl. N-G)
- Individually fused and thermally protected MOVs
- Solid state bi-directional operation
- EMI/RFI filtering: Active tracking up to -50 db from 10 kHz to 100 MHz (Type 2 option only, includes UL 1283 Listing)
- Repetitive impulse: 5,000 hits
- Less than 1 nanosecond response time

- Relative humidity range: 0-95% non-condensing
- Operating frequency: 47-63 Hz
- Operating temperature: -25°C (-15°F) to +60°C (140°F)
- Standard Configuration
 - Standard NEMA 4X polycarbonate enclosure (UL 746C (f1), UL 94-5VA)
 - Wire size: #8 AWG to #10 AWG
 - Standard size: 6" x 6" x 4" (152 mm x 152 mm x 102 mm)
 - Standard weight: 5 lb. (2.27 kg)
- SPD Monitoring
 - LED indicators



Ordering Information

TPS3



Voltage Code

11



Surge Current (kA)



Options

- A = 120/240V, 1Ø, 3W (Fig 1)
- B = 120/240V, 3Ø, 4W (Fig 3)
- C = 120/208V, 3Ø, 4W (Fig 2)
- D = 240V, 3Ø, 3W (Fig 4)
- E = 277/480V, 3Ø, 4W (Fig 2)
- F = 480V, 3Ø, 3W (Fig 4)
- G = 600V, 3Ø, 3W (Fig 4) ●
- K = 380/220V, 3Ø, 4W (Fig 2)
- L = 600/347V, 3Ø, 4W (Fig 2)
- S = 400/230V, 3Ø, 4W (Fig 2)

- 10 = 100 kA per phase
- 15 = 150 kA per phase
- 20 = 200 kA per phase

- 2 = Type 2 SPD (Default)
Includes UL 1283
EMI/RFI Filters
- 0 = Type 1 SPD
- D = Dry contact
& audible alarm

Example: TPS3C1110D2 = Type 2 SPD (Default) for a 208/120V application with a surge current capacity of 100 kA per phase, in a standard NEMA 4X enclosure with dry contacts and audible alarm option

When option 'D' is NOT selected, include a zero (0) in the field.

**Available Accessories:
Ordered Separately**
RMSIE - Remote monitor
KITFMXF = Flush mount plate

UL 1449 Fourth Edition - Test Data
Voltage Protection Rating (VPR - 6 kV, 3 kA)

Voltage Code	Service Voltage	L-N	L-G	N-G	L-L	I _n	SCCR	MCOV
A	120/240V, 1Ø, 3W (Fig 1)	700	700	600	1000	20 kA	100 kA	150
B	120/240V, 3Ø, 4W (Fig 3)	700 /1200	700 /1200	600	1000	20 kA	200 kA	150 / 320
C	120/208V, 3Ø, 4W (Fig 2)	700	700	600	1000	20 kA	200 kA	150
D	240V, 3Ø, 3W (Fig 4)	—	1200	—	2000	20 kA	200 kA	320
E	277/480V, 3Ø, 4W (Fig 2)	1200	1200	1200	2000	20 kA	200 kA	320
F	480V, 3Ø, 3W (Fig 4)	—	1800	—	2000	10 kA	200 kA	552
G	600V, 3Ø, 3W (Fig 4)	—	2500	—	2500	10 kA	200 kA	690
K	380/220V, 3Ø, 4W (Fig 2)	1200	1200	1200	2000	20 kA	200 kA	320
L	600/347V, 3Ø, 4W (Fig 2)	1500	1500	1500	2500	10 kA	200 kA	420
S	400/230V, 3Ø, 4W (Fig 2)	1200	1200	1200	2000	20 kA	200 kA	320

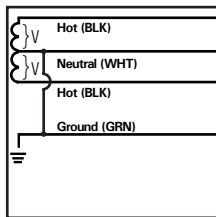


Figure 1
Split
2 Hots, 1 Neu, 1 Grnd

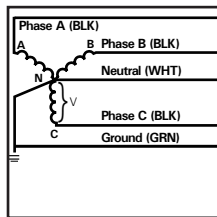


Figure 2
Wye
3 Hots, 1 Neu, 1 Grnd

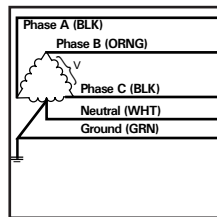


Figure 3
Hi-Leg Delta (B High)
3 Hots, (B High),
1 Neu, 1 Grnd

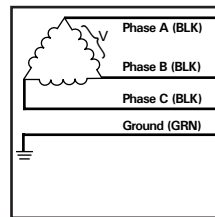


Figure 4
Delta & HRG Wye
3 Hots, 1 Grnd

Siemens Industry, Inc.

5400 Triangle Parkway
Norcross, GA 30092

888-333-3545
info.us@siemens.com

Order No. RPFL-S311C-0716
Printed in USA

All Rights Reserved.
©2016 Siemens Industry, Inc.

Notes:

- Available in 100 kA per phase only