



SIEMENS

Ingenuity for life

TPS3 L15

True 10 Mode Protection

Type 1 / Type 2 Surge Protective Device (SPD) For Line Side or Load Side Applications

Features:

- UL 1449-4 Type 2 SPD, UL 1283 Listed, CSA 22.2 No. 269.2
 - Optional UL 1449 4th Edition Listed Type 1, CSA 22.2 No. 269.1
 - Type 1 / Type 2 SPD
 - Mounts external to electrical distribution equipment
 - Recommended for line side or load side applications
 - When "P" option is selected, TPS3 15, Type 1 SPD mounts internal to: SB1, SB3 and Type RCS switchboards, Type WL low voltage switchgear and TIASTAR motor control centers
 - Large block, individually fused, thermally protected, 50 kA MOVs
 - 20 kA I_n
 - 200 kA SCCR (most models)
 - Single TPS6 style replaceable modules
 - Provides redundant replaceable module protection for medium to high exposure applications
 - Internal rotary disconnect switch included
 - All UL required OCP & safety coordination included
 - Type 1 SPDs intended for Line or Load side of Main Disconnect
 - Type 2 SPDs intended for Load side of Main Disconnect
 - UL96A Lightning Protection Master Label compliant
 - Designed, manufactured and tested consistent with:
 - ANSI/IEEE C62.41.1-2002, C62.41.2-2002, C62.45-2002, C62.62-2010, C62.72-2016 & CSA C22.2 No. 269.1 and .2
 - 1992/2000 NEMA LS-1
 - NEC Article 285
 - IEC 61643, CE
 - 10 year warranty
 - SPD Specifications
 - Surge Current Rating Per Phase





Per Phase	L-N	L-G	L-L	N-G
600 kA	200 kA	200 kA	200 kA	200 kA
900 kA	300 kA	300 kA	300 kA	300 kA

 - 100% monitoring (Every MOV is monitored, incl. N-G)
 - Individually fused and thermally protected MOVs
 - Solid state bi-directional operation
 - EMI/RFI filtering: Active tracking up to -50 db from 10 kHz to 100 MHz (Type 2 option only, includes UL 1283 Listing)
 - Repetitive impulse: 5,000 hits
 - <1 nanosecond response time
 - Relative humidity range: 0 -95% non-condensing
 - Operating frequency: 47-63 Hz
 - Operating temperature: -25°C (-15°F) to +60°C (140°F)
 - Standard Configuration
 - Standard NEMA 1/12/3R/04 ANSI 61 steel enclosure
 - Internal rotary disconnect switch
 - Wire size: #8 AWG to 1/0
 - Standard size: 20" x 20" x 7" (508 mm x 508 mm x 178 mm) *
 - Standard weight: 64 lb. (29 kg) *
- *Other NEMA ratings may increase enclosure size and weight



- SPD Monitoring
 - LED indicators
 - Audible alarm with silence switch and test button
 - Dry contacts
 - Surge counter
- Options
 - Thru-door disconnect switch

Ordering Information

TPS3  **L15**   **X**  **2**

Voltage Code **Surge Current (kA)** **Enclosure** **Options**

A = 120/240V, 1Ø, 3W (Fig 1) 60 = 600 kA per phase
 B = 120/240V, 3Ø, 4W (Fig 3) 90 = 900 kA per phase
 C = 120/208V, 3Ø, 4W (Fig 2)
 E = 277/480V, 3Ø, 4W (Fig 2)
 K = 380/220V, 3Ø, 4W (Fig 2)
 S = 400/230V, 3Ø, 4W (Fig 2)

0 = Standard NEMA 1/12/3R/4 Steel
 V = NEMA 4X non-metallic
 S = NEMA 4X stainless steel
 F = NEMA 1 flush mount
 P = NEMA 1 screwcover pullbox with extended display on 6ft cable for line side mounting in SWBD/SWGR

2 = Type 2 SPD (Default)
 Includes UL 1283 EMI/RFI Filters
 0 = Type 1 SPD (Contact factory)

T = Thru-door disconnect
 0 = No Thru-door disconnect

X = Surge counter (Standard)

Example: TPS3CL15600X02 = 10 Mode, Type 2 SPD (Default) for a 208/120V application with a surge current capacity of 600 kA per phase, in a standard NEMA 1/12/3R/4 enclosure with a surge counter

Available Accessories:
Ordered Separately
 RMSIE - Remote monitor

UL 1449 Fourth Edition - Test Data
 Voltage Protection Rating (VPR - 6 kV, 3 kA)

Voltage Code	Service Voltage	L-N	L-G	N-G	L-L	I _n	SCCR	MCOV
A	120/240V, 1Ø, 3W (Fig 1)	800	800	700	1200	20 kA	100 kA	150
B	120/240V, 3Ø, 4W (Fig 3)	800/1200	800/1200	700	1200/1800	20 kA	200 kA	150 / 320
C	120/208V, 3Ø, 4W (Fig 2)	800	800	700	1200	20 kA	200 kA	150
E	277/480V, 3Ø, 4W (Fig 2)	1200	1200	1200	1800	20 kA	200 kA	320
K	380/220V, 3Ø, 4W (Fig 2)	1200	1200	1200	2000	20 kA	200 kA	320
S	400/230V, 3Ø, 4W (Fig 2)	1200	1200	1200	2000	20 kA	200 kA	320

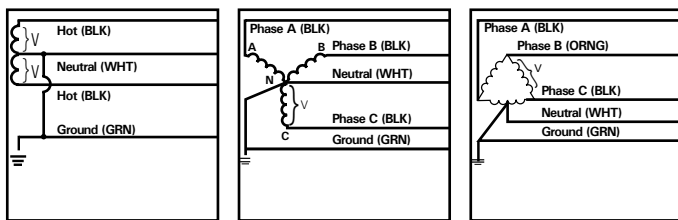


Figure 1
 Split
 2 Hots, 1 Neu, 1 Grnd

Figure 2
 Wye
 3 Hots, 1 Neu, 1 Grnd

Figure 3
 Hi-Leg Delta (B High)
 3 Hots, (B High),
 1 Neu, 1 Grnd

Siemens Canada Limited
 1577 North Service Road East
 Oakville, ON L6H 0H6
 888-333-3545
 info@purgethesurge.com

Order No. EM-LP-1557
 Printed in Canada
 All Rights Reserved.

©2020 Siemens Canada Limited

The technical data presented in this document is based on an actual case or on as-designed parameters, and therefore should not be relied upon for any specific application and does not constitute a performance guarantee for any projects. Actual results are dependent on variable conditions. Accordingly, Siemens does not make representations, warranties, or assurances as to the accuracy, currency or completeness of the content contained herein. If requested, we will provide specific technical data or specifications with respect to any customer's particular applications. Our company is constantly involved in engineering and development. For that reason, we reserve the right to modify, at any time, the technology and product specifications contained herein.