



SIEBREAK-VCB™

Medium-voltage metal-enclosed switchgear

Up to 15 kV, 2,000 A, 95 kV BIL
usa.siemens.com/mvswitchgear

Siemens type SIEBREAK-VCB™ load-interrupter switchgear is a modular assembly of switches, fixed-mounted vacuum circuit breakers, and bus assemblies that are fully integrated both mechanically and electrically to provide the highest level of medium-voltage circuit protection.

Features and benefits:

- 5 kV and 15 kV voltage classes
- 600 A and 1,200 A continuous current
- Siemens overcurrent protection relay
- Indoor type 1 enclosure
- Single and duplex switch types
- Large 8" x 18" (203 mm x 457 mm) viewing window
- Hinged, grounded metal barrier in front of switch blades
- 11-gauge doors, covers, and barriers
- Silver-plated copper bus
- Provisions for key interlocking
- Mechanical door and switch interlock
- Upper and lower ventilation louvers
- Glass-polyester bus supports
- Non-corrosive nameplate
- Space heater with thermostat (optional)
- NEMA CC1 hole patterns for cable termination
- Current transformers (CTs) - one per phase
- Trained and certified local personnel in U.S. available for start-up, commissioning, and maintenance.

Optional:

- UL or C-UL Listing
- Indoor type 2 drip-proof enclosure
- Indoor type 12 dust-resistant enclosure
- Outdoor non-walk-in type 3R enclosure
- High-track resistance bus supports
- Auxiliary switches (2 NO-2 NC)
- Mimic bus
- Ground studs (ball stud) type
- Screens and filters (indoor)
- Tin-plated copper bus
- Second set of CTs.

SIEMENS

Standard outdoor features:

- Long-life space heaters (half-voltage)
- Bottom cover plate
- Externally removable filters
- 6" (152 mm) formed steel base.

Standards:

The equipment meets or exceeds applicable standards from ANSI, IEEE, CSA, EEMAC, and NEMA.

Applications:

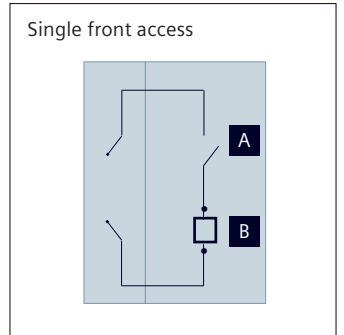
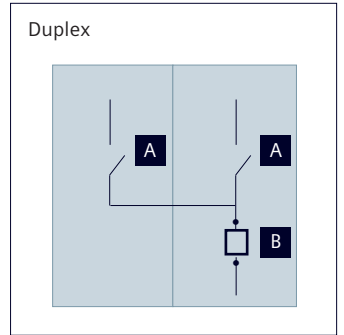
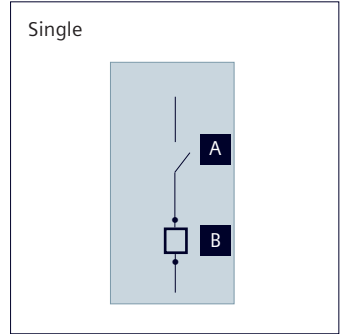
- Standalone bay
- Transformer primary
- Lineups.

Modular configurations to mount:

- Surge arresters
- Instrument transformers
- Control power transformers
- Power meters.

Arc-flash mitigation:

Suitable for application as a virtual secondary main circuit breaker, to allow reduction in arc-flash incident energy in the low-voltage switchgear for faults on the main bus (with no main circuit breaker) or faults on the line side of a main circuit breaker.



Standard configuration	Single	Duplex	Lineup
Types 1, 2, 12, and 3R enclosure	•	•	•
36" (914 mm) wide types 1, 2, 12, and 3R	•		
72" (1,829 mm) wide		•	
60" (1,524 mm) wide for front-access design	•		•
2.62" (67 mm) width transition to dry-type transformer for type 3R outdoor	•	•	
18" (457 mm) width transition to liquid-filled transformer	•	•	
92" (2,337 mm) height types 1 and 12 enclosures	•	•	•
105" (2,667 mm) height type 3R enclosure	•	•	•
62" (1,575 mm) depth standard types 1 enclosure ^{1,3}	•		
72" (1,829 mm) depth for types 1, 2, 12, and 3R (optional) ¹	•	•	•
56" (1,422 mm) depth for front-access design	•		•

Item	Description
A	600 A or 1,200 A interrupter switch
B	Fixed-mounted vacuum circuit breaker

Footnotes:

1. Main bus is not provided on single-unit arrangements.
2. Short-circuit current and closing and latching current are limited to the capabilities of the load-interrupter switch.
3. For transformer primary connection only with limited auxiliary devices. Consult factory for details.

Technical ratings

Characteristics - SBVCB circuit breaker	Unit	Voltage class			
Rated maximum voltage	kV	5.0	5.0	15.0	15.0
Rated continuous current	A	600, 1,200	600, 1,200	600, 1,200	600, 1,200
Rated power-frequency withstand	kV rms	19	19	36	36
Rated lightning impulse-withstand voltage	kV peak	60	60	95	95
Short-circuit current unfused	kA sym	25	38 ³	25	38 ³
Closing and latching current ³	kA sym	25	40	25	40
Closing and latching current	kA rms	39	59	39	59
Circuit breaker	Type	05-SBVCB-25-0600-65 05-SBVCB-25-1200-65	05-SBVCB-40-0600-104 05-SBVCB-40-1200-104	15-SBVCB-25-0600-65 15-SBVCB-25-1200-65	15-SBVCB-25-0600-65 15-SBVCB-25-1200-65

Characteristics - SIEBREAK-VCB switchgear	Unit	Voltage class	
Rated maximum voltage	kV	5.0	15.0
Rated continuous current ¹	A	600, 1,200, 2,000	600, 1,200, 2,000
Rated power-frequency withstand	kV rms	19	36
Rated lightning impulse-withstand voltage	kV peak	60	95
Short-time current, unfused	kA rms	25, 38	25, 38

Legal Manufacturer

Siemens Industry, Inc.
 7000 Siemens Road
 Wendell, North Carolina 27591
 United States of America
 Telephone: +1 (800) 347-6659
 usa.siemens.com/mvswitchgear
 Order No. EMMS-T40084-03-4AUS
 © 08.2021, Siemens Industry, Inc.

This document contains a general description of available technical options only, and its effectiveness will be subject to specific variables including field conditions and project parameters. Siemens does not make representations, warranties, or assurances as to the accuracy or completeness of the content contained herein. Siemens reserves the right to modify the technology and product specifications in its sole discretion without advance notice.