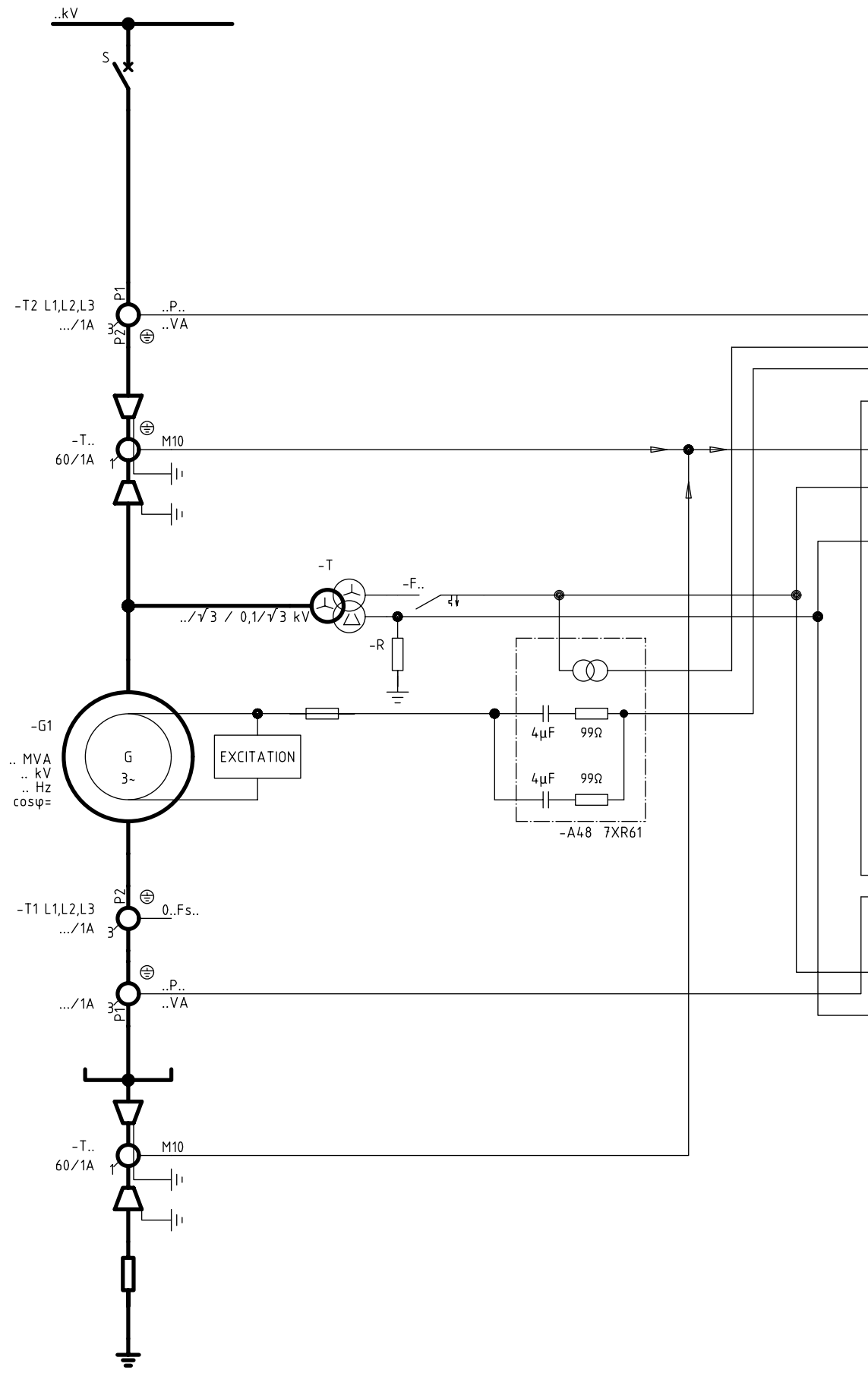


Archiv: SIPROTEC / YU / 7UM61,62 / 032 /
Blank form: FBSTP_R1
Date of print: 14.11.2002
Time of print: 11:26 h
File-No.: 000106

Copyright (C) Siemens AG 2002 All Rights Reserved

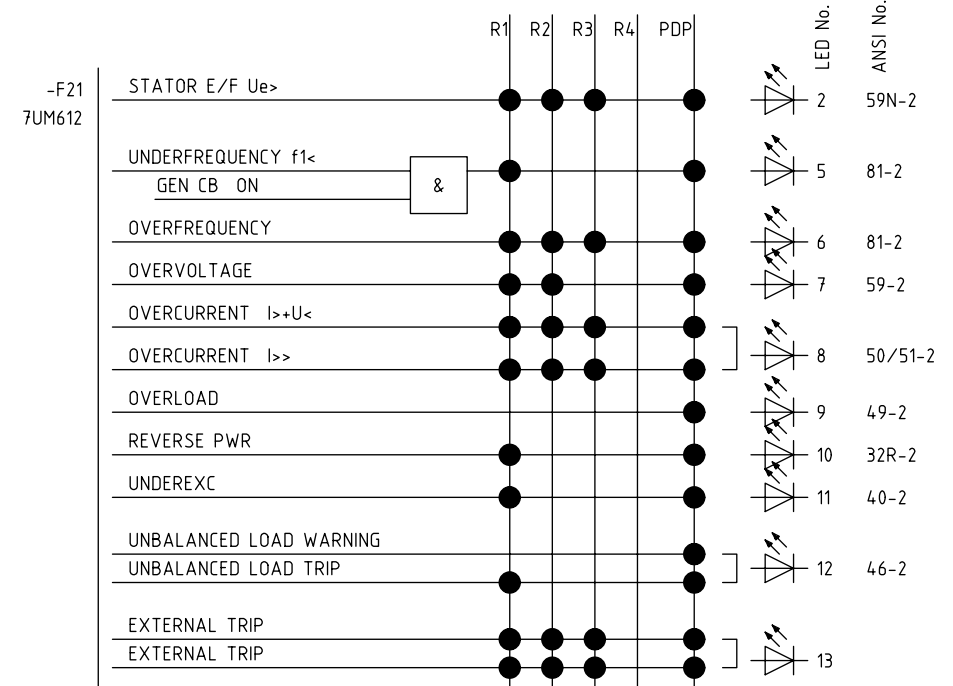
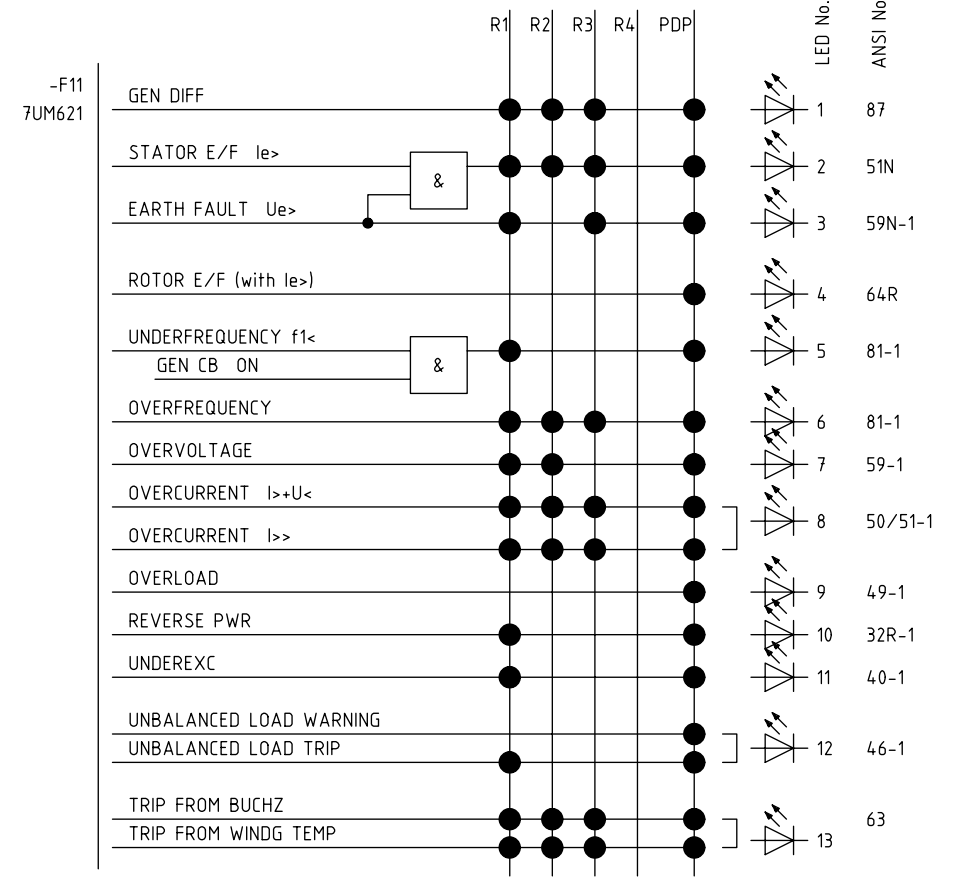
Project: angebbas
SYMBOL LIBRARY 1: EVSBasis
SYMBOL LIBRARY 2: xxxxx
SYMBOL LIBRARY 3: xxxxx
SYMBOL LIBRARY 4: xxxxx
ELCAD-VERSION: 5.7x
TRANSLATE FILE A: xxxxx
TRANSLATE FILE B: xxxxx
TRANSLATE FILE C: EVSBasFB.ce
TRANSLATE FILE D: EVSBasGT.de



- R1 HV CB
- R2 RAPID SHUT DOWN
- R3 EXCITATION
- R4 SPARE
- PDP SIGNALLINGS

-F11 7UM621-A (Basic)			
I ₁	L1 L2 L3	GEN DIFF	87
I _{EE1}	L1 L2 L3	STATOR E/F Ie>	51N-1
		EARTH FAULT Ue>	59N
I _{se}	L1 L2 L3	ROTOR E/F (with Ie>)	64R
		UNDERFREQUENCY	81-1
I _{EE2}	L1 L2 L3	OVERFREQUENCY	81-1
		OVERVOLTAGE	59-1
U _{L1}	L2 L3	OVERCURRENT I>+U<	51-1
		OVERCURRENT I>>	50/51-1
U _E	N	OVERLOAD	49-1
		REVERSE PWR	32R-1
TD ₁	N	UNDEREXC	40-1
		UNBALANCED LOAD	46-1
TD ₂			
TD ₃			

-F21 7UM612-B(Standard)			
J ₁	L1 L2 L3	STATOR E/F Ue>	59N-1
J _{EE}	L1 L2 L3	UNDERFREQUENCY	81-2
		OVERFREQUENCY	81-2
U _{L1}	L2 L3	OVERVOLTAGE	59-2
		OVERCURRENT I>+U<	51-2
U _E	N	OVERCURRENT I>>	50/51-2
		OVERLOAD	49-2
U _E	N	REVERSE PWR	32R-2
		UNDEREXC	40-2
TD ₁	N	UNBALANCED LOAD	46-2



7UM6_Redundancy_1.pdf

Date: 02-10-24		SIPROTEC 4		GENERATOR PROTECTION		YU SIPROTEC 032	
Drawn: Donhauser		Busbar connected Generator (5-10 MVA)		Siemens AG		U3241-P-U324-..... 7UM61,62	
Appr: N.Mueller		with Grounding Resistor				Sheet 1-	
Rev.	Remarks	Date	Name	Norm	Dr.Herrmann	Orig./Repl.f./Repl.by	1 Sh
1							

Single line diagram

(3)E50414-L0...-S100