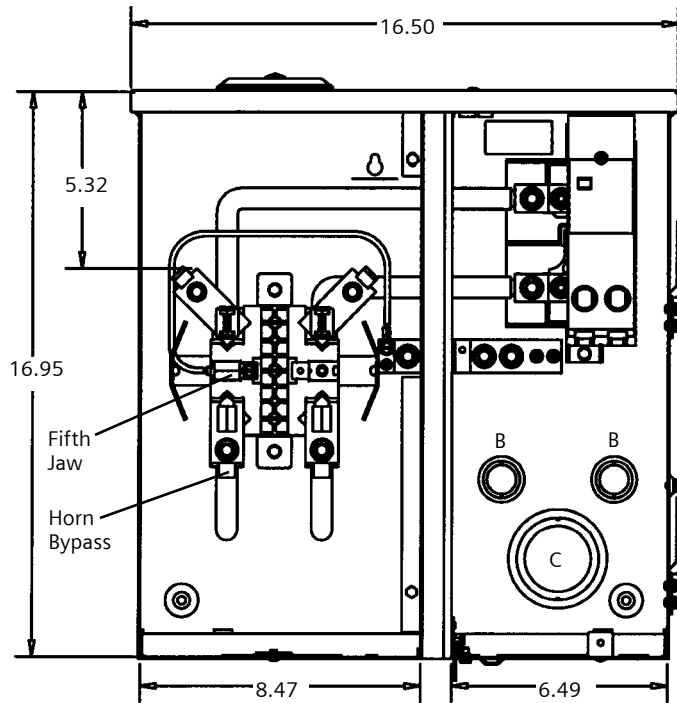


Meter/Main Breaker Combinations

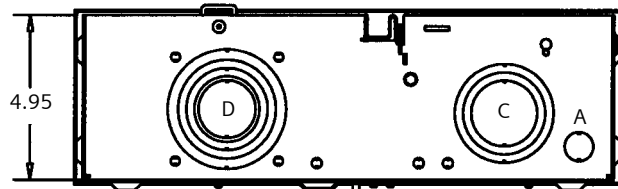
FEATURES

- UL Listed only for use as service entrance equipment
- Overhead and underground feed
- Side hinged door, only one screw required to remove door
- Captive deadfront screw
- 22K AIC rating
- Meter socket jaw guides provided on ringless devices
- Ring and ringless versions available
- 5th jaw option available
- Horn bypass option available
- Surface mount
- NEMA Type 3R enclosure with painted, G90 galvanized steel Alstan[®] tin-plated aluminum bus bars



Knockout Code

- | | |
|---|----------------------------------|
| A | = 1/2" |
| B | = 1/2", 3/4", 1" |
| C | = 1-1/2", 2", 2-1/2" |
| D | = 1-1/4", 1-1/2", 2", 2-1/2", 3" |



Meter Socket Ampere Rating	Catalog Number	Max. 1" Spaces	Max. Circuits	Phase	Main Ampere Rating	Number of Jaws	Type of Bypass	Type of Cover
200	JC0202B1200	2	2	Single	200	4	None	Ring
200	JC0202B1200R	2	2	Single	200	4	None	Ringless
200	JC0202B1200RJB	2	2	Single	200	5	Horn	Ringless

Family Type A

fastfax

MURRAY

Rainproof Combination Metering

Catalog number
JC0202B1200RJB

Enclosure
Type 3R

Panelboard Rating
200 Amps, Max
120/240 Volts A. C., 1 phase, 3 wire
208Y/120 Volts A. C., 1 phase, 3 wire
(Derived from 3 phase – 4 wire system)

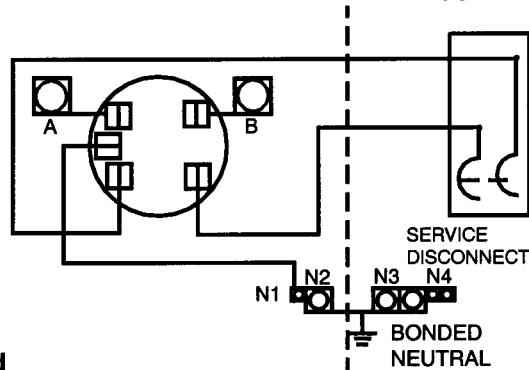
Meter Socket Rating
200 Amps Continuous

**Suitable Only For Use As
Service Equipment**

**For Overhead or Underground
Service**

**Use 60/75° C Copper or
Aluminum Conductor** in Terminals
A, B, N1, N2, N3, and N4.

Main Breaker Terminals
See markings on breaker for torque
requirements and conductor rating



If hub is required, the catalog numbers listed below
may be used on this enclosure

Trade size (in)	Catalog number
1 ¼"	RX125
1 ½"	RX150
2"	RX200
2 ½"	RX250

General Information:

Circuit Breakers overload trip position is indicated by
handle position midway between ON and OFF. To reset,
move handle to OFF position then turn ON.

For installation in accordance with all local Electrical codes
and/or the National Electrical Code®.

Terminal	Wire Size	Torque
A, B	350 kcmil - #6	275 lb in
N1	#2-#3	50 lb in
	#4-#6	45 lb in
	#8	40 lb in
	#10-#14	35 lb in
N2	250 kcmil - #6	275 lb in
N3	250 kcmil - #4	275 lb in
N4	1/0-#14	120 lb in

Short Circuit Current Rating (Wathour Meter not included in short circuit rating)

This panelboard has a Siemens Type MD-HT or QNH (rated 22k AIC) circuit breaker installed and has a maximum short circuit
rating of 22,000 RMS symmetrical amperes, 120/240 volts AC. The actual rating is equal to the lowest rating of any breaker
installed. If the circuit breaker is replaced, use only Siemens Type MD-HT or QNH.



E10703

Part No. 4099547 Rev C

Important

This equipment has been designed for use only with Siemens Type MD-HT or QNH Circuit Breakers. Use of
other circuit breakers in this equipment will void the warranty.

Do not spray or allow any petroleum based chemicals, solvents, or paint to contact interior components.

© The National Electrical Code is a recognized trademark of NFPA.

Murray Electrical Products

Siemens Energy & Automation, Inc.

Alpharetta, Georgia U.S.A.

