

REVISION	DATE	BY	DATE	BY
		DRAWN	17/09/20	MA
		CHEK'D		
		VERIF'D		

CUSTOMER	
ORDER NO.	DWG. NO.
	3F3Y015K4FLN3D16 SH 1 OF 3

SIEMENS

CATALOG NO. 3F3Y015K4FLN3D16
 SERIAL NO. SERIES H
 15 kVA 60 Hz 3 PHASE
 1.9 % IMP AT 135 °C

115 °C RISE 30 °C AVG. AMBIENT
 220 °C TEMP CLASS 40 °C MAX. AMBIENT

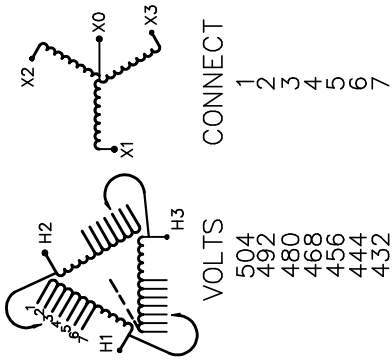
PRIMARY (H1 H2 H3) 480 V 10 kV BIL
 SECONDARY(X0 X1 X2 X3) 208Y/120 V 10 kV BIL

WINDING MATERIAL AL
 ENCLOSURE TYPE 3R WEIGHT 290 LBS
 ENERGY EFFICIENCY EXCEEDS CSA 802.2-2012 DOE 10 CFR PART 431:2016

SPACINGS BETWEEN ANY VENTILATED ENCLOSURE PANEL AND ANY ADJACENT WALL SHALL BE A MINIMUM OF 3 INCHES ELECTROSTATIC SHIELD
 SOUND LEVEL IS 3dB LOWER THAN NEMA ST20 REQUIREMENTS

SUITABLE FOR NONSINUSOIDAL CURRENT LOAD WITH K-FACTOR NOT TO EXCEED K- 4
 SUITABLE FOR INDOOR OR OUTDOOR LOCATIONS
 BEFORE HANDLING, INSTALLING AND OPERATING, SEE INSTRUCTION MANUAL

NEMA Class **ANN** Dry Type Transformer
 Siemens Industry, Inc. Norcross, GA dsu0087e



TYPE K

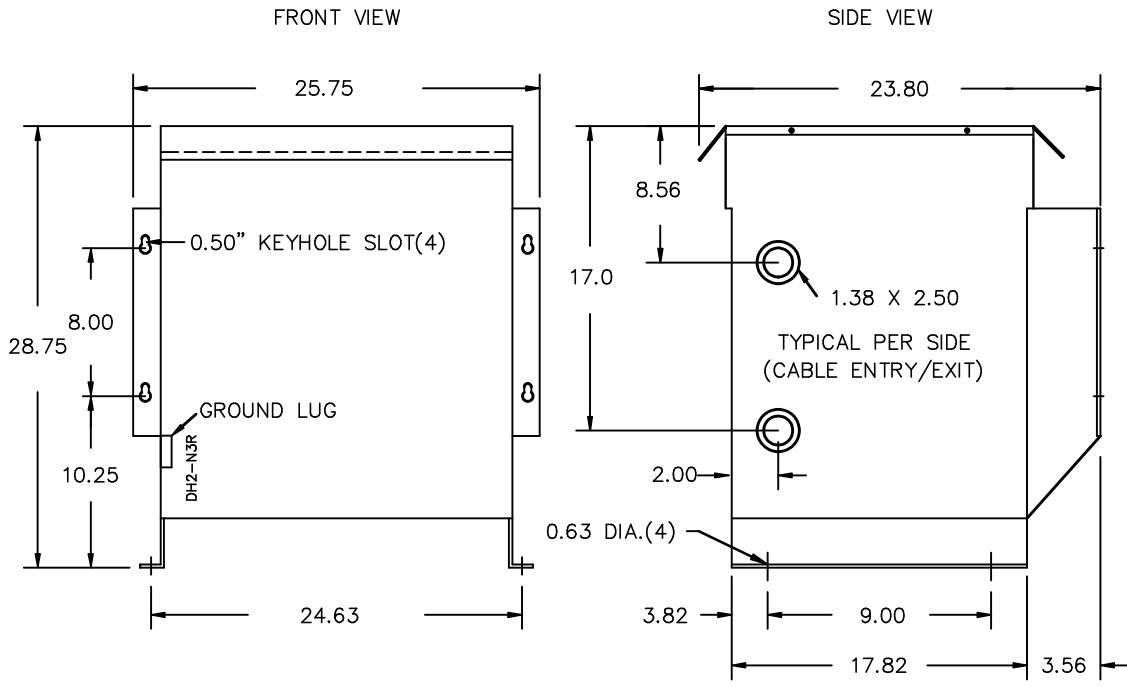
UL DRY TYPE TRANSFORMER 7705 E112313

LISTED **SP** LR 3902

SEISMIC QUALIFICATIONS, FLOOR MOUNT ONLY
 OSP-0136-10 IBC, 2012/ASCE 7-10
 SDS<=2.0g Z/h=1 p=1.5



Siemens Industry, Inc.



All Dimensions in inches

ENCLOSURE COLOR : ANSI 61 GREY – OUTDOOR

H.V.1. TERMINAL DETAIL

L.V.1. TERMINAL DETAIL

MECHANICAL TYPE LUGS INCLUDED
SUITABLE FOR #14-2 CU/AL
CONDUCTORS
1 CONDUCTOR PER PHASE

MECHANICAL TYPE LUGS INCLUDED
SUITABLE FOR #2/0-14 CU/AL
CONDUCTORS
1 CONDUCTOR PER PHASE

CUSTOMER NOTES:

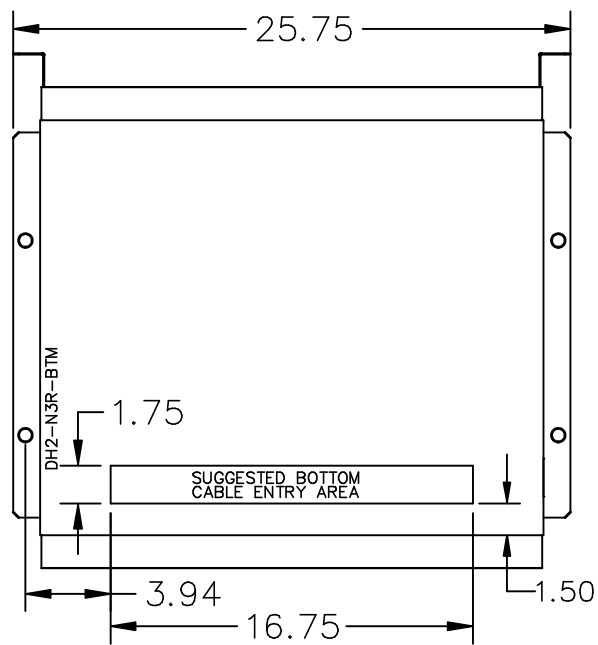
- HV1 TERMINATED AT TOP FRONT
- LV1 TERMINATED AT BOTTOM FRONT

Siemens Industry, Inc.

REVISION	DATE	BY	DATE	BY
		DRAWN	17/09/20	MA
		CHEK'D		
		VERIF'D		

CUSTOMER	
ORDER NO.	DWG. NO. 3F3Y015K4FLN3D16
SH 2 OF 3	

ENCLOSURE BOTTOM VIEW



NOTE:
 WHEN BOTTOM CABLE ENTRY IS OPTED, THE SPACE USED FOR CONDUITS IN THE FRONT OF THE TRANSFORMER SHOULD NOT OBSTRUCT MORE THAN 50% OF THE FRONT AIR INTAKE AREA DEFINED BETWEEN THE BOTTOM PLATE AND THE SUPPORTING LEGS.
 SEE MANUAL FOR ADDITIONAL INFORMATION

Siemens Industry, Inc.

REVISION	DATE	BY	DATE	BY	CUSTOMER
		DRAWN	17/09/20	MA	
		CHEK'D			
		VERIF'D			
					ORDER NO.
					DWG. NO.
					3F3Y015K4FLN3D16 SH 3 OF 3