



[Siemens.com/mobility](http://Siemens.com/mobility)

## QN5 Relay

A dc neutral, tractive armature, line relay

### General data

Contact Arrangement:	Various, refer overleaf.
Nominal Rated Voltage:	12V, 24V, 36V and 50V dc
Approximate Weight:	1.0 kg

Note: Refer to the following data sheets:

- 7-1-1 for general information and contact ratings.
- 7-2-1 for dimensions.
- 8.2 for tools.
- 8.3 for plugboard and connector details.

Refer overleaf for specific data.





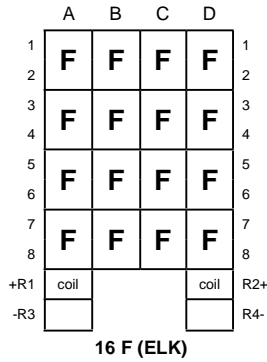
Typical Single Coil Relay

### Description

This unit is fitted with medium duty silver cadmium oxide (Elkonite) contacts having a degree of weld resistance. Used in non-vital circuits where the current may exceed that allowed for silver contacts.

The variations of this relay style are listed overleaf.

## Contact layout viewed from rear



## Technical data

SIEMENS Part No. (PAD No.)	CONTACT ARRANGEMENT	RATED VOLTAGE (V dc)	PIN CODE	COIL RES (OHMS)	WDG SPEC 1/108/-	MAX FULL OP. (V dc)	MIN REL (V dc)	PLUGBOARD	REQD No. OF CONNECTORS J4137/3	REMARKS
B18504/1	16F ELKONITE	50	ABEKK	1490	37	40	7.5	J4138/79	34	SPARES ONLY. USE -/2 FOR NEW WORK
B18504/2	16F ELKONITE	50	6025 ABCEKJ	1490	37	40	7.5	J4138/118	34	----
B18504/3	12F 4B ELKONITE	36	BDEKX	750	95	28	7.5	J4138/265	34	----
B18504/4	8F 8B ELKONITE	36	BDFGX	750	95	28	7.5	J4138/266	34	----
B18504/5	16F ELKONITE	12	CDEJX	100	116	9.6	1.8	J4138/299	34	DEVELOPED FOR UK U.K.A.E.A
B18504/6	12F 4B ELKONITE	12	CDGHX	100	116	9.6	1.8	J4138/306	34	DEVELOPED FOR UK U.K.A.E.A
B18504/7	16F ELKONITE	24	DEGHX	200	146	18	3	J4138/345	34	DEVELOPED FOR C.E.G.B.

## Packaging


Q-Relays are packed in a carton holding ten relays; the same container is used for quantities of four to nine relays. Quantities less than four are packed individually in cardboard boxes, as are all train-carried relays. Each container has a bar-coded label affixed to the outside, stating details of the packaged relay(s) and the quantity therein.

## EMC Compliance

Q-Relays REL comply with the relevant emission requirements of EN 55014. It is considered that these relays have inherent immunity to in-service electro-magnetic disturbance. A Technical Certificate for EU Directive on EMC (89/336/EEC) has been obtained.



Un-drilled plugboard  
Part No. E7218/1



Representation of Relay,  
Plugboard and Retaining clip  
(Clip Part No. J4136/1)

Siemens Ltd  
Infrastructure & Cities Sector  
Mobility and Logistics Division  
Rail Automation  
PO Box 79  
Pew Hill  
Chippenham  
Wiltshire SN15 1JD  
UK  
[www.siemens.com/rail-automation](http://www.siemens.com/rail-automation)

Printed in the United Kingdom  
Data Sheet 7-2-47  
X342/55/000066 Revision 04

# SIEMENS

The information within this document contains general descriptions of the technical options available, which do not always have to be present in individual cases. The required features should therefore be specified in each individual case at the time of closing the contract.