

	U.S. Cat. No.	Euro Order No.	U.S. Cat. No.	Euro Order No.
Item:	TW1FG350	3VL9335-4TC01	TCW1FG350	3VL9335-4TD11
	3TW1FG350	3VL9335-4TC31	3TCW1FG350	3VL9335-4TD61
	4TW1FG350	3VL9335-4TC41		
	TAW1FG350	3VL9335-4TD01		
	3TAW1FG350	3VL9335-4TD31		
	4TAW1FG350	3VL9335-4TD41		

Wrap-Around Terminals for Cu, Terminals for Cu / Al

Bornes de conexión tipo marco para cobre, cobre/Al

Boite à bornes pour raccordement de câble ,Cu , Al ou avec embout)

For Use With Frame FG
Para Usar Con Caja Base FG

Installation Instructions / Instructivo de Instalación

	 Danger	 Peligro	 Danger
	Hazardous Voltage. Will cause death or serious injury.	Tensión peligrosa. Puede causar la muerte o lesiones graves.	Tension dangereuse. Danger de mort ou risque de blessures graves.
	Turn off and lock out all power supplying this device before working on this device. Replace all covers before power supplying this device is turned on.	Desenergice totalmente antes de instalar o darle servicio. Reemplace todas las barreras y cubiertas antes de energizar el interruptor.	Couper l'alimentation de l'appareil et barrer avant de travailler. Remplacez tous les couverts avant que l'alprovisionnement de pouvoir soit alimenté.

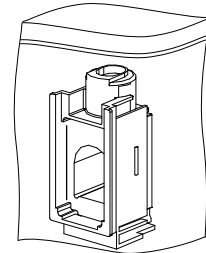
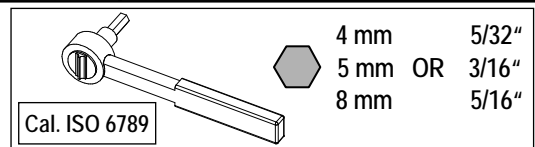
Use only with Siemens certified Components.

Utilizar únicamente con componentes certificados de Siemens.

A utiliser uniquement avec les composants certifiés Siemens.

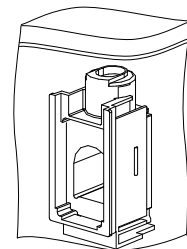
NOTE - These instructions do not purport to cover all details or variations in equipment, or to provide for every possible contingency to be met in connection with installation, operation or maintenance. Should further information be desired or should particular problems arise, which are not covered sufficiently for the purchaser's purposes, the matter should be referred to the local Siemens sales office. The contents of this instruction manual shall not become part of or modify any prior or existing agreement, commitment or relationship. The sales contract contains the entire obligation of Siemens. The warranty contained in the contract between the parties is the sole warranty of Siemens. Any statements contained herein do not create new warranties or modify the existing warranty.

Trademarks - Unless otherwise noted, all names identified by ® are registered trademarks of Siemens AG or Siemens Industry, Inc. The remaining trademarks in this publication may be trademarks whose use by third parties for their own purposes could violate the rights of the owner.



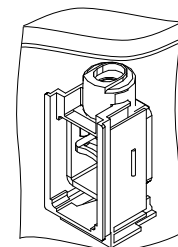
FG (Cu / Al)

TCW1FG350 / 3VL9335-4TD11
3TCW1FG350 / 3VL9335-4TD61



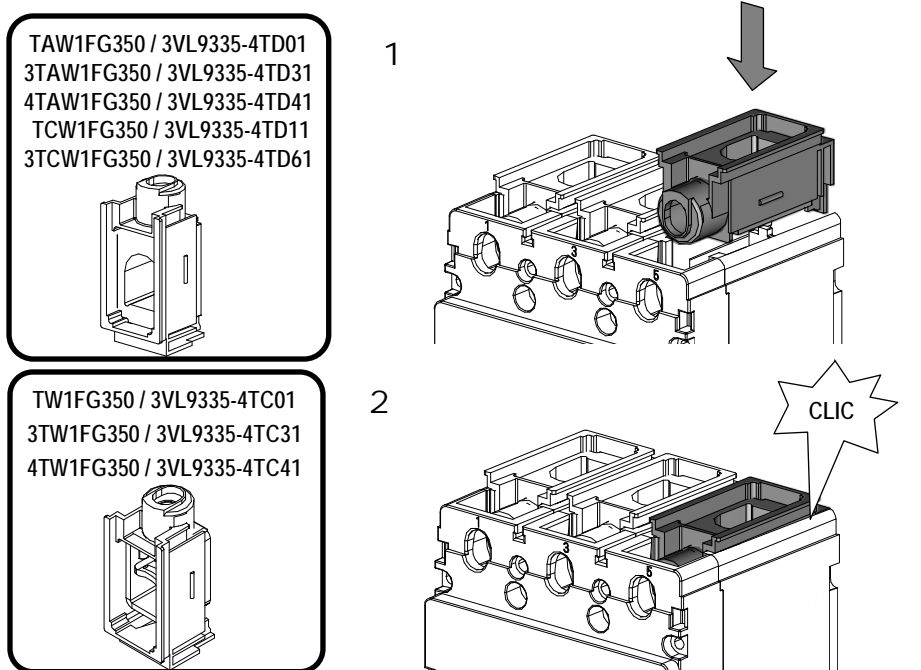
FG (Cu / Al)

TAW1FG350 / 3VL9335-4TD01
3TAW1FG350 / 3VL9335-4TD31
4TAW1FG350 / 3VL9335-4TD41



FG (Cu)

TW1FG350 / 3VL9335-4TC01
3TW1FG350 / 3VL9335-4TC31
4TW1FG350 / 3VL9335-4TC41



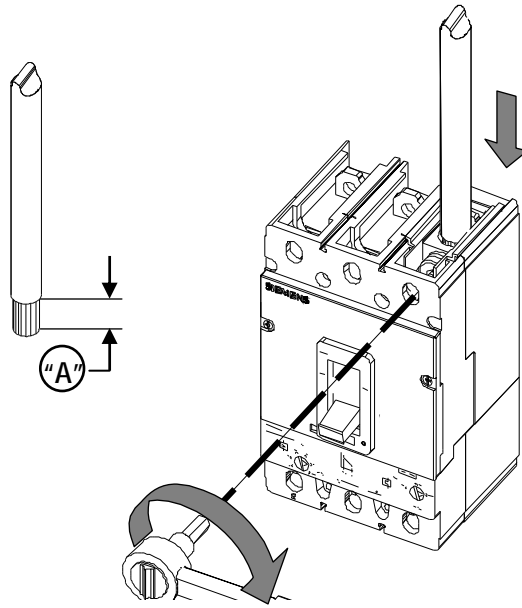
1

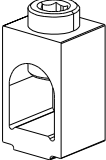
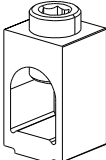
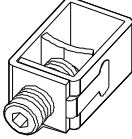
TAW1FG350 / 3VL9335-4TD01
3TAW1FG350 / 3VL9335-4TD31
4TAW1FG350 / 3VL9335-4TD41
TCW1FG350 / 3VL9335-4TD11
3TCW1FG350 / 3VL9335-4TD61

2

TW1FG350 / 3VL9335-4TC01
3TW1FG350 / 3VL9335-4TC31
4TW1FG350 / 3VL9335-4TC41

3



Wire Connector [Conexión del cable]	Wire Size [Rango Cable]	UL 486A - 486B Req. Wire Stranding (Cable)		Torque [esfuerzo de torsión]	Wire Strip Length [Quitar]
		CU / AL Class B	CU Class C		"A"
 8 mm OR 5/16" TAW1FG350 / 3VL9335-4TD01 3TAW1FG350 / 3VL9335-4TD31 4TAW1FG350 / 3VL9335-4TD41	Cu / Al 4 AWG	7 STRANDS	19 STRANDS	150 lb. in. [17 Nm]	.87" [22 mm]
	Cu / Al 3 - 1 AWG [25 - 35 mm ²]	7 STRANDS	19 STRANDS	200 lb. in. [23 Nm]	
	Cu / Al 1/0 - 4/0 AWG [70 - 95 mm ²]	19 STRANDS	37 STRANDS	275 lb. in. [31 Nm]	
250 - 350 kcmil [120 - 150 mm ²]	37 STRANDS	61 STRANDS			
 8 mm OR 5/16" TCW1FG350 / 3VL9335-4TD11 3TCWFG350 / 3VL9335-4TD61	Cu Only 4 AWG	7 STRANDS	19 STRANDS	150 lb. in. [17 Nm]	
	Cu Only 3 - 1 AWG [25 - 35 mm ²]	7 STRANDS	19 STRANDS	200 lb. in. [23 Nm]	
	Cu Only 1/0 - 4/0 AWG [70 - 95 mm ²]	19 STRANDS	37 STRANDS	275 lb. in. [31 Nm]	
Cu Only 250 - 350 kcmil [120 - 150 mm ²]	37 STRANDS	61 STRANDS			
 5 mm OR 3/16" TW1FG350 / 3VL9335-4TC01 3TW1FG350 / 3VL9335-4TC31 4TW1FG350 / 3VL9335-4TC41	Cu Only 3 - 1 AWG [35 mm ²]	7 STRANDS	19 STRANDS	220 lb. in. [25 Nm]	
	Cu Only 1/0 - 4/0 AWG [70 - 95 mm ²]	7 STRANDS	19 STRANDS		
	Cu Only 250 kcmil [120 mm ²]	37 STRANDS	61 STRANDS		

For Support in Europe refer to :

Bestell-Nr. / Order No.: 3ZX1012-0VL68-5AA2

Internet: www.siemens.de/lowvoltage/technical-assistance

GWA 4NEB 179 6872-10 DS 04

Technical Support:

Toll Free: 1-800-241-4453

Internet: www.usa.siemens.com/powerdistribution

Subject to change without prior notice
Siemens Industry, Inc. , Norcross, GA 30092 U.S.A.