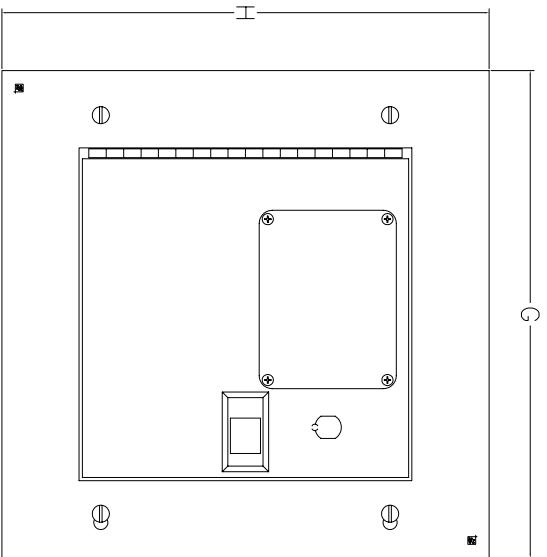
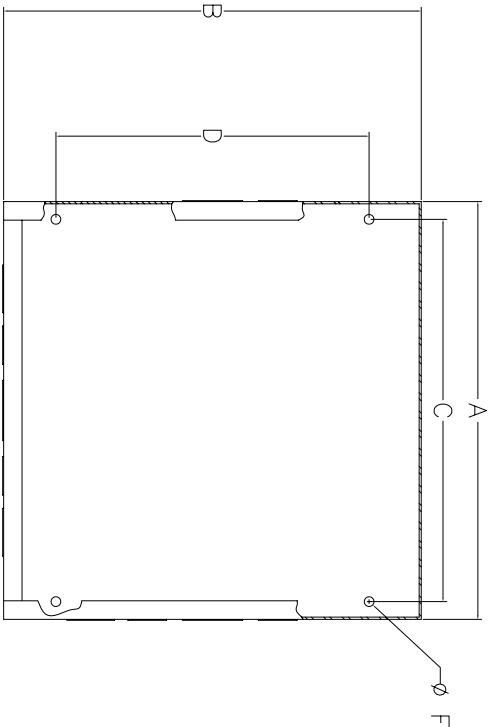


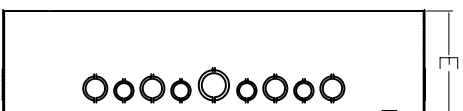
**TVSS DIMENSIONS AND WEIGHTS
NEMA TYPE 1 FLUSHMOUNT**



FRONT VIEW



INSIDE VIEW



SIDE VIEW

NOTES:
 BOX: 16GA, COVER: 16GA WITH HINGED DOOR
 TYPE 1,4: GALVANIZED STEEL, FINISH: ANSIB61 GRAY
 ENCLOSURE ALSO MEETS NEMA TYPE 4

CONFIGURATION	DIMENSIONS INCHES (MILLIMETERS)							
	A	B	C	D	E	F	G	H
TPS15	18.00 (457)	24.00 (610)	17.00 (432)	21.00 (533)	6.00 (152)	.281 (7)	20.00 (508)	26.00 (660)

DEVICE WEIGHT 30LB (14KG) MAX



ADVANCED PROTECTION TECHNOLOGIES

DWG NO. 43ATPS15MEM

SERIES TPS15