

Leaf Folding Walls®

WALLS

PRODUCT BROCHURE

ISSUED 2023 07 07






REAL-TIME FLEXIBILITY FOR YOUR SPACE

Add functionality to your environment without compromising design or aesthetics. This retractable wall system lets you effortlessly adapt space on the fly. Divide or open rooms in less time than it takes to pour a cup of coffee. Just like other walls in the DIRTT portfolio, you can customize the dimensions and finishes of Leaf™. Seamlessly incorporate folding walls into your design with a solution that's easy to use, and fast to order and install.



CONVERT SPACE QUICKLY

Support multiple work styles with an easy-to-use retractable wall. Divide a large meeting space in half to create more intimate collaboration spaces. Open up a boardroom to a bigger audience and allow everyone to participate. As part of the DIRTT Construction System, Leaf™ lets you embrace flexibility and make the most of your space minute to minute.





EASY TO ACCESS

Locked in place, Leaf looks and feels just like other DIRTT walls. But with smooth hinges and an effortless roller track, Leaf opens easily with a gentle push. And because it's ceiling mounted, there's no floor track to cause tripping hazards or mobility barriers.



DIRTT Leaf Walls give you the performance you need today, with the ability to adapt in the future. Protect your investment and optimize your space by easily converting DIRTT wall modules into Leaf Folding Walls. As your needs change, your space can change with you. Create a more resilient space that supports your team and your sustainability goals.





GET THE LOOK YOU WANT

From the size of the assembly to the finishes on the panel, every aspect of a Leaf Wall is customizable. Whether you need a solid wall, a glass wall, or a combination of the two, the Leaf Wall supports your design. Mount it using a metal support beam or create a visual focal point with DIRTT Timber. We'll work with you so you can express yourself while you define your space.






Leaf Folding Walls


SYSTEM FEATURES

01	The Leaf Wall folds into a stacked configuration for storage
	Each Leaf module is aligned with one another to form a straight line in the open position
02	Leaf modules fold on hinges to open and close the wall
03	Hinges on the vertical ends of the Leaf module allow the wall to extend or stack in an accordion-like motion
04	Roller assembly mechanism is centered on the top of each panel (except the half module), allowing the Leaf Wall to extend and stack as required
05	PVC trim attached under each Leaf module creates a seal to limit light and sound
	SCS Indoor Advantage Gold certified

01



02



04



Technical Overview

SIZE

Standard wall thickness	4" (102mm)
Wall module width	6" (152 mm) - 48" (1.22 m)
Wall module height maximum	10' (3.05 m)
Leaf Wall span maximum	20' (6.10 m)
Double Leaf Walls (symmetrical) span maximum	30' (9.14 m)

GLASS OPTIONS

Tempered	Clear or low iron
	Optional etched finish
	¼" (6 mm) or ⅜" (10 mm)
Laminated	Clear or translucent interlayer finish
	¼" (6 mm) or ⅜" (10 mm)

PANEL FINISH OPTIONS

ChromacoatPlus (paint)
Chromacoat (paint)
Thermofoil (3D Laminate)
Veneer
Backpainted glass
Magnetic marker board
WriteAway (writable film)
Fabric
Custom finishes

EXTRUSION FINISH OPTIONS

Clear anodized aluminum*
Powder coat*
Veneer-wrapped (curvilinear and rectilinear profiles only)*
Custom finishes*

*Finish compatibility based on the wall limitations



BUILD DYNAMIC SPACES

dirtt.com ↗