


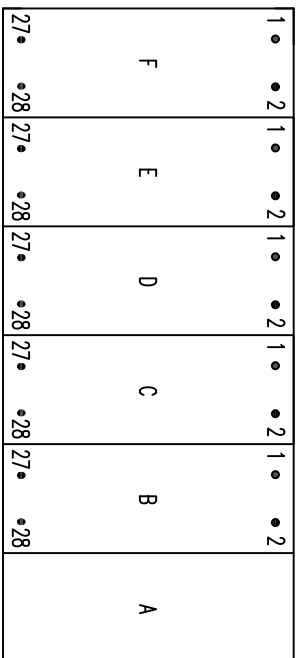
**IF IN DOUBT ASK  
DO NOT SCALE**

Relay Earthing

Terminal B28 of the PSU should be earthed by a direct connection to the device case earth stud.

The device case earth stud should be solidly earthed by a direct connection to the panel earth.

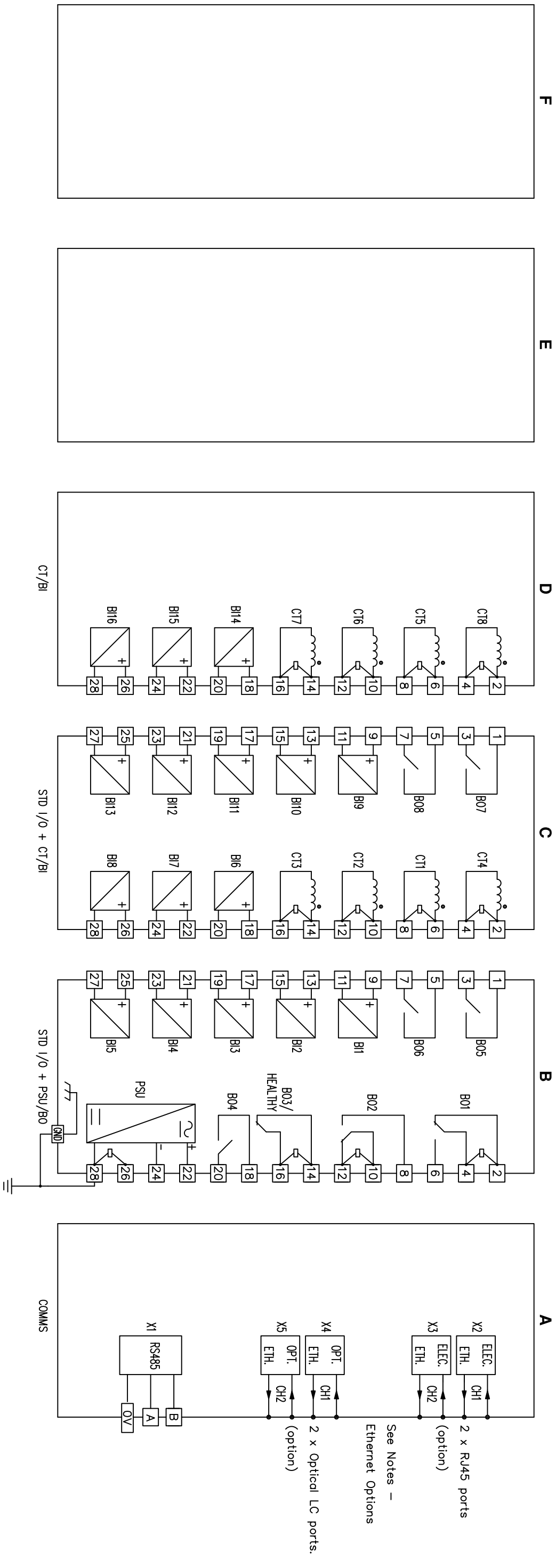
 Terminal contacts internal to case assembly close when device is withdrawn from case.



VIEWED FROM REAR

Notes – Ethernet Options

Device will be fitted with either 2 x electrical (RJ45) or 2 x optical (LC) ethernet ports.



ABBREVIATIONS	
CT	CURRENT TRANSFORMER
BI	BINARY INPUT
BO	BINARY OUTPUT
GND	GROUND
ELEC	ELECTRICAL
OPT	OPTICAL
ETH	ETHERNET
STD I/O	STANDARD INPUT/OUTPUT
PSU	POWER SUPPLY UNIT (AUXILIARY)

**EU EXPORT CONTROLS**    **ECCN: N**    **AL: N**

This document is not Export Controlled unless sending to Critical Countries.

Drawn: J SPOWART	Checked: K.H	Approved: N.CAMPBELL	Date: 27/08/19	Copyright © 2019	A3	SIEMENS PLC, Hebburn
Finish: —	Title: REAR TERMINAL CONNECTIONS – 7SR5420–2AAx6–0AA0	Original Scale: NTS	Dwg No. 2518W50020	First used on: —	Similar Articles: —	Supersedes: —
Treatment: —	8CT, 16BI, 8BO					

ISSUE	DATE	CHANGE
1	27/08/19	NOTED