



Siemens.com/mobility

QCJ1 Relay

A solid state time delay with fast reset time

General data

Contact Arrangement: 1F 3B
 Nominal Supply Voltage: 24V and 50V dc
 Approximate Weight: 0.83 kg


Contact Rating Switching:
 Each back contact will interrupt the supply to one BR930 series relay 500000 times.

Minimum Supply Interruption time to ensure reset: 75 ms

Note: Refer to the following data sheets:

- 7-1-1 for general information and contact ratings.
- 7-2-1 for dimensions.
- 8.2 for tools.
- 8.3 for plugboard and connector details

Refer overleaf for specific data.



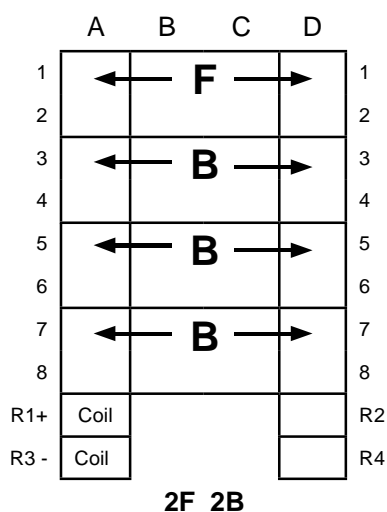
B18531/1 (085/001560) variant

Description

A solid state time delay unit with fast reset time, for use in non-vital circuits. The unit incorporates a BPO type 3000 relay fitted with palladium to palladium contacts which is operated at the end of the delay period.

The sequence is started by application of the supply and resetting takes place automatically on removal of the supply. Delay time is set during manufacture and sealed.

Contact layout viewed from rear



Packaging

Q-Relays are packed in a carton holding ten relays; the same container is used for quantities of four to nine relays. Quantities less than four are packed individually in cardboard boxes, as are all train-carried relays. Each container has a bar-coded label affixed to the outside, stating details of the packaged relay(s) and the quantity therein.

EMC Compliance

Q-Relays comply with the relevant emission requirements of EN 55014. It is considered that these relays have inherent immunity to in-service electro-magnetic disturbance.


A Technical Certificate for EU Directive on EMC (89/336/EEC) has been obtained.

Technical data

SIEMENS PART No. (PADS No.)	CONTACT ARRANGEMENT	RATED VOLTAGE (V dc)	PIN CODE	MAX TIME (DELAY SEC.)	MIN TIME (DELAY SEC.)	MAX (V dc)	MIN (V dc)	PLUGBOARD	REQD No. OF CONNECTORS J4137/3	REMARKS
B18531/1 (085/001560)	1F 3B	50	6047 ABDFGJ	9	6	60	40	J4138/143	10	BR SPEC.949 NOMINAL 7.5 SECS DELAY
B18531/2 (085/001550)	1F 3B	24	6046 ABD-FGH	9	6	28.8	19.2	J4138/144	10	BR SPEC.949 NOMINAL 7.5 SECS DELAY
B18531/3	1F 3B	50	385 ACELM	12	8	60	40	J4138/151	10	NOMINAL 10 SEC DELAY
B18531/4	1F 3B	50	6047 ABDFGJ	14	10	60	40	J4138/143	10	NOMINAL 12 SEC DELAY
B18531/5	1F 3B	50	XEFGH	12	8	60	40	J4138/352	10	NOMINAL 10 SEC DELAY
B18531/7	1F 3B	50	ADFJS	16	12	60	40	J4138/463	10	NOMINAL 14 SEC DELAY



Un-drilled plugboard
Part No. E7218/1



Representation of Relay,
Plugboard and Retaining clip
(Clip Part No. J4136/1)

Siemens Ltd
Infrastructure & Cities Sector
Mobility and Logistics Division
Rail Automation
PO Box 79
Pew Hill
Chippenham
Wiltshire SN15 1JD
UK
www.siemens.com/rail-automation

Printed in the United Kingdom

Data Sheet 7-2-11

X342/55/000030 Revision 05

SIEMENS

The information within this document contains general descriptions of the technical options available, which do not always have to be present in individual cases. The required features should therefore be specified in each individual case at the time of closing the contract.